

2026 

HURRICANE PREPAREDNESS GUIDE

**KEEPING YOU &
YOUR FAMILY SAFE
DURING HURRICANE SEASON**

- What To Do Before & During A Storm
- Tracking Map • Storm Shelters • Checklists

SPECTRUM
NEWS 

EXCLUSIVELY ON
Spectrum

Stay prepared this hurricane season with your Weather Experts



SPECTRUM
NEWS

SPECTRUM NEWS APP
DOWNLOAD TODAY



THE WEATHER EXPERTS

Our team of experienced meteorologists provides clear, accurate information so you can stay informed and prepared.



WEATHER ON THE 15

Stay up to date with your latest local Central Florida forecast every 10 minutes, 24 hours a day.



CENTRAL FLORIDA'S CALM IN THE STORM

With around the clock coverage, our team is committed to helping keep you and your family safe before, during and after any storm that comes our way.

SPECTRUM
NEWS **13**

SPECTRUM NEWS APP
DOWNLOAD TODAY

ALWAYS ON:



BRYAN KARRICK
CHIEF METEOROLOGIST

Every Hurricane is different. That's why you need a team of experienced meteorologists to deliver accurate weather information to help keep your family safe. Rely on the **Weather Experts**, led by Chief Meteorologist Bryan Karrick on **Spectrum News 13**. We know Central Florida because we live here too. We know how the weather patterns change so quickly and how that impacts our communities. We provide you with the very latest information in a calm, clear and concise manner so that you have the time to prepare and to keep your family safe.

You can stay connected to **Spectrum News 13** and the **Weather Experts** on the go by downloading the ***Spectrum News App***, exclusively for Spectrum customers, to view LIVE *Klystron 13* radar at your fingertips or to watch **Spectrum News 13** during severe weather.

Trust the **Weather Experts**—backed by *Klystron 13*, the world's most powerful television radar—on **Spectrum News 13**, exclusively on **Spectrum**.

The Atlantic hurricane season runs from
June 1 to November 30 with a peak
around **September 14**.

Storms can still form outside this time period.

THE WEATHER
EXPERTS

HURRICANE PREPARATION

WHAT TO DO BEFORE A HURRICANE

- **Plan ahead with an emergency kit.**

Build an emergency kit, including food, water, medical needs and important documents.

- **Create a family communications plan.**

Make sure your family knows how to get in touch with each other if you are separated. Have a family discussion to determine who would be your out-of-state point of contact, and make sure everyone has a cell phone or a prepaid phone card so you can communicate with others and let them know you are safe.

- **Be aware of your surroundings.**

Learn the elevation level of your property and whether you are in a flood zone. If there are levees, dams or rivers in your area, be aware of them and whether they pose a hazard for you and your home.

- **Learn evacuation routes for your community.**

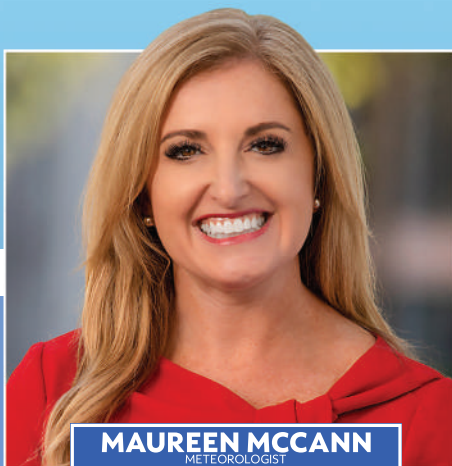
Determine where you would go and how to get there if you need to evacuate.

- **Make plans to secure your property.**

Use permanent storm shutters or board up your windows with marine plywood that has already been cut to fit and be installed. Tape does not prevent windows from breaking.

- **Keep the exterior of your home in good shape.**

Trim trees and shrubs so they are wind-resistant. Clear loose and clogged rain gutters and downspouts. Plan to bring in all outdoor furniture, decorations, and garbage cans.



MAUREEN MCCANN
METEOROLOGIST

WHAT TO DO DURING A HURRICANE

- **Stay informed of the storm's track.**

Watch Spectrum News 13 on your TV or on any of your favorite devices using the Spectrum News App or tune into our radio partner for latest information.

- **Secure your home.**

Close storm shutters, secure outdoor objects, and turn off propane tanks.

- **Ensure you have a supply of water in case the water is shut off.**

Fill the bath tub and other large containers with water.

- **Go to a wind-safe room.**

If you do not have one, then move away from windows and glass doors. Close all interior doors. Secure and brace external doors. Keep curtains and blinds closed. Avoid elevators. You can also take refuge in a small interior room, closet, or hallway on the lowest level of your home. Lie on the floor under a table or another sturdy object.

IMPORTANT CHECKLISTS

HURRICANE SUPPLY KIT

- Flashlights
- Battery-operated radio
- Battery-operated lanterns
- Batteries (in different sizes)
- Matches
- First aid kit
- Duct tape
- Rain gear
- Clock
- (wind-up or battery-powered)
- Plastic garbage bags
- Fire extinguisher
- Scissors
- Can opener
- Clean clothes
- Extra blankets & pillows
- Heavy gloves

FOOD AND WATER

- Bottled water (1 gallon/person/day)
- Bottled juice
- Two coolers
- (One for drinks, one for food)
- Canned foods
- Manual can opener
- Dry pet food

MEDICAL NEEDS

- Medic-alert tags
- Insect-repellent sprays
- Feminine hygiene items
- Sunscreen
- Soap
- First aid kit
- Prescription medication
- Over-the-counter medication
- Children's medication
- Bandages
- Adhesive tape
- Antiseptic solution
- Thermometer
- Tweezers



ZACH COVEY
METEOROLOGIST

HOUSE

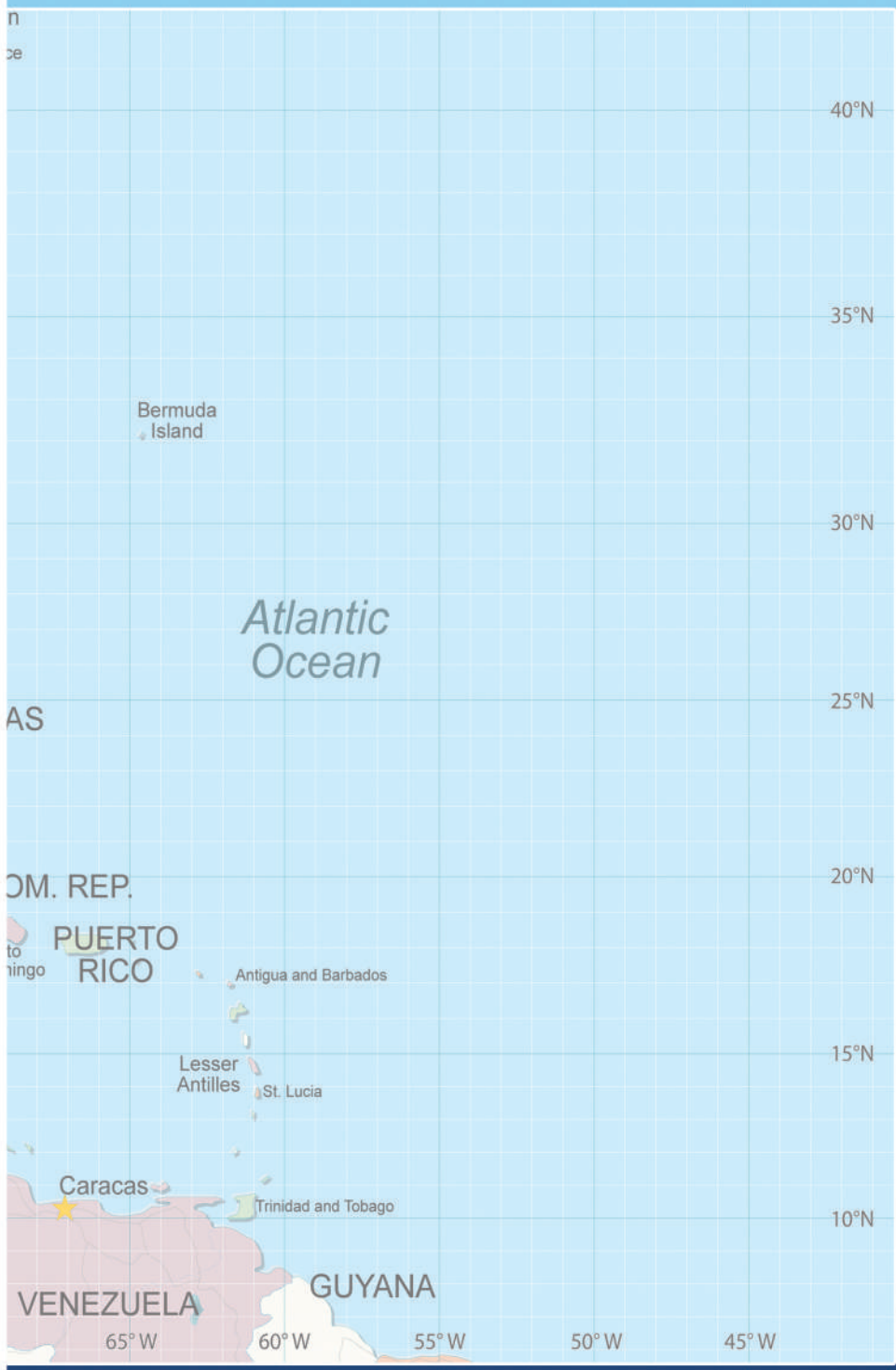
- Remove outdoor items
- Trim dead branches from trees
- Board up windows
- Fill gas tanks and extra containers
- Get extra cash
- Move furniture away from windows
- Store important documents in waterproof containers

FILING INSURANCE CLAIMS

Although the first concern should be safety, it is important to be aware of the need to act promptly when filing claims for damages inflicted on your property by a hurricane.

- **Have your policy number available.**
- **Contact your insurance company as soon as possible.**
- **Make a list of damages. If possible, document damage with photos.**
- **Fill out claim forms from insurance company and return them promptly.**
- **Be sure you understand the claim process. If you are unfamiliar with it or do not understand, ask for a full explanation.**
- **Contact your insurance company before an emergency to see if you are prepared if a disaster should occur.**







KATIE GARCH
METEOROLOGIST

KEEPING YOUR PETS SAFE

- **Plan ahead.**

If you have to evacuate, you will need to find a shelter that can accommodate your pet. Many do not allow pets. In addition, many shelters that accept pets only take dogs and cats.

- **Have a "grab and go" bag for your pet.**

The bag should include an identification collar and rabies tag, a leash or harness, a muzzle (if needed), a supply of food and treats, water and food bowls, medication, medical records, a photo of your pet, newspaper, and bags for clean-up. If you have a carrier, be ready to bring that as well.

- **Microchip your pets ahead of time.**

Should your pet become lost during the storm, microchips can help authorities easily reunite you with your pets. Make sure your contact information is up to date.

- **Contain your pets.**

Crate cats and small dogs and put large dogs on a leash. That way, if you have to evacuate quickly, you will not waste time trying to find pets that may be scared or hiding. NEVER leave your animals chained up outside.

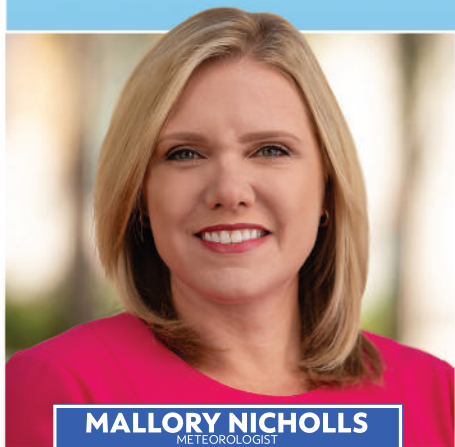
- **Stay as calm as possible.**

Your pet may be able to detect your panic. If you stay calm, you'll be able to keep your pet calm as well.

- Contact your local animal shelter ahead of time with any questions.

2026 HURRICANE NAMES

Arthur
Bertha
Cristobal
Dolly
Edouard
Fay
Gonzalo
Hanna
Isaias
Josephine
Kyle
Leah
Marco
Nana
Omar
Paulette
Rene
Sally
Teddy
Vicky
Wilfred



MALLORY NICHOLLS
METEOROLOGIST

HURRICANE EDUCATION

A **HURRICANE WARNING** is:

An announcement that hurricane conditions (sustained winds of 74 mph or higher) are expected somewhere within

the specified area. Because hurricane preparedness activities become difficult once winds reach tropical storm force, the hurricane warning is issued 36 hours in advance of the anticipated onset of tropical storm force winds.

A **HURRICANE WATCH** is:

An announcement that hurricane conditions (sustained winds of 74 mph or higher) are possible within the specified area. Because hurricane preparedness activities become difficult once winds reach tropical storm force, the hurricane watch is issued 48 hours in advance of the anticipated onset of tropical storm force winds.

HURRICANE RANKING

A tropical cyclone becomes a hurricane when sustained winds reach 74 mph.

SAFFIR-SIMPSON SCALE

Category 1 hurricane has winds of **74-95 mph**.

Category 2 hurricane has winds of **96-110 mph**.

Category 3 hurricane has winds of **111-130 mph**.

Category 4 hurricane has winds of **131-155 mph**.

Category 5 hurricane has winds of **156 mph and greater**.



GREG BENNETT
METEOROLOGIST

HURRICANE RADIO PARTNER

WMFE-FM 90.7



Download the
Spectrum News App
for the latest
information on:

- Storm Shelters
- County By County Evacuation Maps
- Interactive Hurricane Tracker

SEVERE WEATHER ON THE GO

When severe weather strikes, keep Spectrum News 13 close!

We'll keep you up to date on the latest watches and warnings for your neighborhood.

You can also take the Spectrum News 13 Weather Experts with you wherever you go:



Spectrum News App



News13Weather
on Facebook



@myNews13Weather

EXCLUSIVELY ON

Spectrum



AMY SWEZEY
METEOROLOGIST

IMPORTANT CONTACT INFORMATION

Emergency Contact

Home: Cell:

Homeowners Insurance Agent

Phone: Policy Number:

Health Insurance Group

Phone: Policy Number:

Health Insurance Group

Phone: Policy Number:

Pharmacy

Phone: List of Medications:

Primary Physician

Phone:

Emergency Management:

Fire Department:

Police Department:

Water Company:

Power Company:

Spectrum Customer Service: 1-833-267-6094

Poison Control:

Animal Control:

Employer:

Roadside Assistance:

STAY CONNECTED

TV



APP



**SPECTRUM
NEWS**

DOWNLOAD THE APP
SPECTRUMLOCALNEWS.COM/APP



EXCLUSIVELY ON

Spectrum