


# PHARMACON



Esco Pharmacon Downflow Booth,  
Model DFB-G2

## Pharmacon Downflow Booth

### Introduction

Downflow booths provide operator, process and / or product protection by utilizing HEPA filtered unidirectional laminar downflow to maintain an ISO 5 environment at rest within the work zone and capture particulates during open handling processes.

The standard Esco DFBG2 has over 420 possible dimensional models and approximately 3.5 million possible system configurations ensuring that Esco can provide a standard solution to fit your specific process and facility requirements. Should a standard option not fit your requirements Esco can offer a customized solution.

The DFBG2 is designed such that through the different configurations it can be applied; but not limited to, the following markets:

- Pharmaceutical
- Cosmetic
- Nutraceutical
- Food
- Biological
- Animal
- Robotic
- Electronic

### Basic Principles

Laminar airflow velocity of  $0.45\text{m/s} \pm 20\%$  (89 ft/min) measured 150mm (6") from terminal HEPA filter or diffuser face

Containment Performance Target (CPT's)  $\leq 100 \mu\text{g}/\text{m}^3$  over an 8 hour Time Weighted Average (TWA) when used with proper operator techniques. CPT's of

$\leq 10 \mu\text{g}/\text{m}^3$  over an 8 hour TWA are achievable with the use of a high containment screen

ISO 5 work space environment at rest conditions

Enhanced cGMP practices

Cross contamination control through negative and positive pressure environment options

### Standard Features

cGMP modular design with minimized joints and seams

6 different filter configurations available utilizing combinations of G4, F8, Carbon, H13, H14 and PLF screens

Gel Seal HEPA Filters

Integrated Filter challenge ports

Safe Change filter configurations are available for potent products, selectable to change either internally or externally to the booth

Open loop or Closed Loop fan control configurations

Recirculating or Single Pass airflow configurations allowing use for powder or solvent applications

Optional cooling coil systems to provide operator comfort

PVC strip curtains available

Energy efficient EC fan units available to minimize operating costs

Optional hazardous area configurations to meet ATEX and NEC 505 requirements.

Multiple control system options (HMI, Push Button or Sentinel Gold Microprocessor interfaces)

Modular design allows future system adjustment without full booth replacement

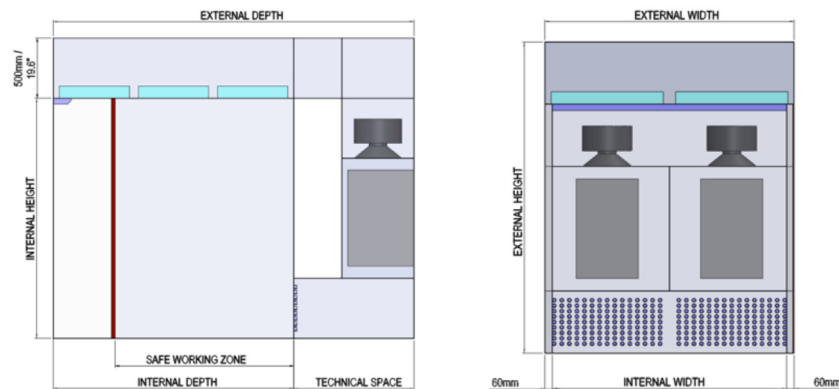
Model	Series	Explosive Rating	Inside Height	Outside Width	Inside Depth	Back Stack Depth	Filter Group	Fan/Filter Access	Recirculating or Single Pass Airflow	LOP Location	Bleed Position	Powder Coated Components	Stainless Steel Components	PVC Group	Supply Voltage	MCP Location	Control Type	Cooling Type	Other Options
DFBG2																			

Note: refer to the configuration table below for parameter selection options and input them into the cells above. For example: DFBG2-SC-SA-21-24-20-B-A-R-F-PQ-RS-NILL-D-RM-3-CC-02-03-05 would be a safe change, safe area booth that has an internal height of 2.1m, an external width of 2.4m and an internal depth of 2.0m and so on. For any option that you may not desire (PVC curtains, cooling options or other options) insert NILL into the cell.

		0.3m Back Stack	0.6m Back Stack	1.0m Back Stack
Series	Option SC: Safe Change			√
	Option SCNB: Safe Change No-Bag			√
Explosive Rating	Option ST: Standard	√	√	
	Option SA : Safe Area	√	√	√
	Option ED: Explosive Dust		√	√
Dimensional Option	Option EG: Explosive Gas		√	√
	Internal Height Options (m)	2.1, 2.5	2.1, 2.5	2.1, 2.5
	External Width Options (m)	1.6, 1.8, 2.0, 2.4, 2.6, 2.8, 3.0, 3.2, 3.4, 3.6, 3.8, 4.0, 4.2, 4.4, 4.6, 4.8, 5.0	1.6, 1.8, 2.0, 2.4, 2.6, 2.8, 3.0, 3.2, 3.4, 3.6, 3.8, 4.0, 4.2, 4.4, 4.6, 4.8, 5.0	1.6, 1.8, 2.0, 2.4, 2.6, 2.8, 3.0, 3.2, 3.4, 3.6, 3.8, 4.0, 4.2, 4.4, 4.6, 4.8, 5.0
Filter Arrangement Options	Internal Depth Options (m)	0.8, 1.2, 1.6	0.8, 1.2, 1.6, 2.0, 2.4	0.8, 1.2, 1.6, 2.0, 2.4
	Option A - G4,F8,H13,H14,PLF			√
	Option B - G4,F8,H13,H14			√
	Option C - G4,F8,H13,PLF			√
	Option D - G4,F8,H14		√	
	Option E - Carbon,H14	√		
Fan / Filter Access	Option F - G4, H14	√		
	Option A - Internal to Booth	√	√	√
Airflow Arrangement	Option B - External Area			√
	Option R - Recirculating	√	√	√
Bleed Position	Option S - Single Pass			√
	Option T - Top			√
M.O.C. Options	Option F - Front	√	√	√
	Option P: Ceiling Plenum	A: 316SS, B: 304 SS, C: White PC. EG Steel	A: 316SS, B: 304 SS, C: White PC. EG Steel	A: 316SS, B: 304 SS, C: White PC. EG Steel
	Option Q: Side Panels, Rear Wall Panels, Exhaust Plenums	A: 316SS, B: 304 SS, C: White PC. EG Steel	A: 316SS, B: 304 SS, C: White PC. EG Steel	A: 316SS, B: 304 SS, C: White PC. EG Steel
	Option R: Filter Housings, Fan Boxes, Spacer (if present) & Transition	A: 316SS, B: 304 SS, C: White PC. EG Steel	A: 316SS, B: 304 SS, C: White PC. EG Steel	A: 316SS, B: 304 SS, C: White PC. EG Steel
PVC Curtains	Option S: Plinth	A: 316SS, B: 304 SS, C: White PC. EG Steel	A: 316SS, B: 304 SS, C: White PC. EG Steel	A: 316SS, B: 304 SS, C: White PC. EG Steel
	Option T: Exhaust Grills	A: 316SS, B: 304 SS, C: White PC. EG Steel	A: 316SS, B: 304 SS, C: White PC. EG Steel	A: 316SS, B: 304 SS, C: White PC. EG Steel
PVC Curtains	Option U: Exterior Side Panels	A: 316SS, B: 304 SS, C: White PC. EG Steel	A: 316SS, B: 304 SS, C: White PC. EG Steel	A: 316SS, B: 304 SS, C: White PC. EG Steel
	Option P: Booth Front	√	√	√
	Option Q: Side Wall	√	√	√

Notes:

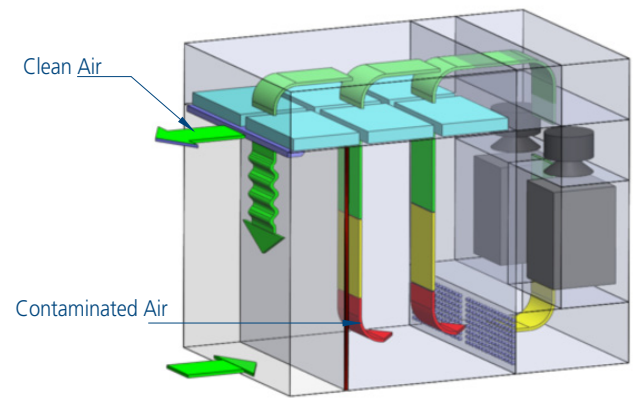
\* Explosive Rating requires full definition at the time of enquiry



		0.3m Back Stack	0.6m Back Stack	1.0m Back Stack
Voltage Supply	Option A: 230V 50Hz 1Ph	√		
	Option B: 400V 50Hz 3Ph		√	√
	Option C: 208V 60Hz 3Ph		√	
	Option D: 480V 60Hz 3Ph		√	√
	Option E: 120V 60Hz 1Ph	√		

MCP Location	OR: Onboard Right Access	√	√	√
	OL: Onboard Left Access	√	√	√
	OF: Onboard Front Access	√		
	RM: Remote Mounted	√	√	√
Control Type	Option 1: PLC/PB's/PDI/PDT - Allen Bradley Components - Closed Loop		√	√
	Option 2: PLC/PB's/PDI/PDT - Siemens Components - Closed Loop		√	√
	Option 2: PLC/HMI/PDT - Allen Bradley Components - Closed Loop		√	√
	Option 2: PLC/HMI/PDT - Siemens Components - Closed Loop		√	√
	Option 5: Sentinel Gold/PDI/PDT - Open Loop	√		
Cooling Type	Option CC: Chilled Water		√	√
	Option DX: Direct Expansion		√	√
	Option GL: Glycol		√	√

Mechanical	Many standard offerings to fit our client's needs result in reduced project start-up and fabrication times resulting in quicker equipment deliveries
	Modular design provides the option of increasing / decreasing booth size on-site without purchasing a new piece of equipment
Controls	DFB control system is pre-programmed for all possible options so existing DFBs can be easily adapted to suit changing customer needs
	Control system offerings (Siemens, AB, Sentinel Controller) provide options for international compliance and true closed loop control
Sales	Automated DFBG2 sales tool allows for instant quoting and drawing generation to greatly reduce the time between RFQ and quote submittal



**Airflow Schematic**

## Options

01. High Containment Screen (1 or 5D)



02. Benches; SST or Granite tables, W x D, Fixed to Booth or Stand Alone



03. Computer Monitor Mounting Screen



04. Airlock



05. UV Light Guards




06. Two Additional Electrical Outlets



07. Pass Through



08. Side Wall Fire Sprinkler Penetration



09. Material Handling



10. Vision Panel



11. Sound Insulation



12. Ethernet & RS-232 Pass Through Connections



13. Bumper Rails



14. Temperature and R.H. Local Display



15. Drum Tipper





- ART Equipment
- Biological Safety Cabinets
- CO2 Incubators
- Cold Storage
- Compounding Pharmacy Equipment
- Containment / Pharma Products
- Ductless Fume Hoods
- Lab Animal Research Products
- Laboratory Fume Hoods
- Laboratory Incubators
- Laboratory Ovens
- Laminar Flow Cabinets
- Laboratory Freeze Dryers
- PCR Cabinets
- PCR Thermal Cyclers
- Powder Weighing Balance Enclosures

*Since 1978, Esco has emerged as a leader in the development of controlled environment, laboratory and pharmaceutical equipment solutions. Products sold in more than 100 countries include biological safety cabinets, fume hoods, ductless fume hoods, laminar flow clean benches, animal containment workstations, cytotoxic cabinets, hospital pharmacy isolators, and PCR cabinets and instrumentation. With the most extensive product line in the industry, Esco has passed more tests, in more languages, for more certifications, throughout more countries than any biosafety cabinet manufacturer in the world. Esco remains dedicated to delivering innovative solutions for the clinical, life science, research and industrial laboratory community. [www.escoglobal.com](http://www.escoglobal.com).*

# ESCO

WORLD CLASS. WORLDWIDE.

Esco Technologies, Inc. • 1661 Loretta Avenue • Feasterville, PA 19053, USA  
 Toll-Free USA and Canada 877-479-3726 • Tel 215-322-2155  
[us.escoglobal.com](http://us.escoglobal.com) • [usa@escoglobal.com](mailto:usa@escoglobal.com)

Esco Micro Pte. Ltd. • 21 Changi South Street 1 • Singapore 486 777  
 Tel +65 6542 0833 • Fax +65 6542 6920 • [mail@escoglobal.com](mailto:mail@escoglobal.com)  
[www.escoglobal.com](http://www.escoglobal.com)

**Esco Global Offices** | Manama, Bahrain | Beijing, China | Chengdu, China | Guangzhou, China | Shanghai, China  
 Bangalore, India | Delhi, India | Mumbai, India | Jakarta, Indonesia | Osaka, Japan | Kuala Lumpur, Malaysia  
 Melaka, Malaysia | Manila, Philippines | Singapore | Seoul, South Korea | Salisbury, UK | Philadelphia, PA, USA  
 Hanoi, Vietnam

