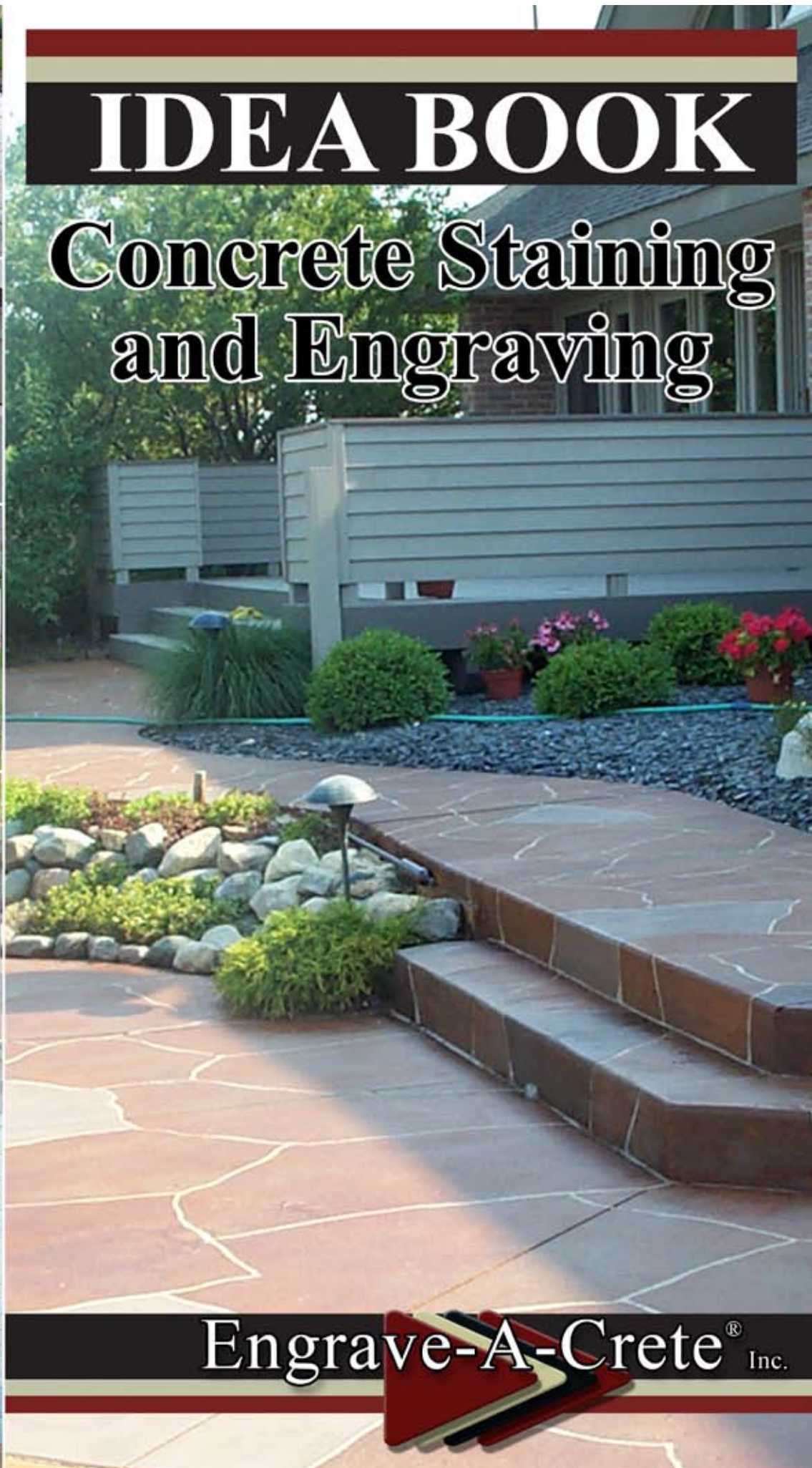



# IDEA BOOK

## Concrete Staining and Engraving



Engrave-A-Crete<sup>®</sup> Inc.



From cover to cover, this delightful publication offers practical design ideas accompanied by colorful photographs. As you flip through, you'll be amazed at the many ways you can enhance your property with concrete engraving and staining. Whatever your decor budget or locale, you will be inspired to try some of decorative concrete's most versatile options.

You will learn the differences among some common engraving techniques such as Brick, Tile, Flagstone and Cobblestone. You will see how using a design template can boost the style and personality of your project.

Stain options and sealer choices are discussed to help you make the best choice for your project. Color guides, product descriptions and things to consider before making your decisions are also included.

This publication is full of amazing examples of what can be done with decorative concrete. A common sense choice for flooring, concrete staining and engraving gives results that are unique, artistic and environmentally friendly. It is an economical way to improve property value with instant curb appeal, and is fast, clean and leaves the surrounding area undisturbed. Maintenance requires only a broom or mop, so worry over spills and stains will be a thing of the past.

Since engraving actually becomes a part of the concrete, there is no overlay to chip away, no stones to come loose, and no grout lines for weeds to invade. Ugly, discolored, cracked or repaired concrete is a perfect candidate for a staining and engraving facelift, and new concrete is a blank canvas, ready for your designing pleasure. Engraving is permanent and will last for the lifetime of the concrete.

Whether you are a business person ready to cash in on the marketing potential of having your logo engraved on your doorstep or inside your lobby, or a homeowner who wants to display a team symbol on your basement floor, we can provide you with a personalized template that will make the engraving project truly yours.

Enjoy the samples this book has to offer. Duplicate a style or use one of the examples as a starting block to create a one-of-a-kind look all your own.

©2010, Engrave-A-Crete, Engrave-A-Crete Idea Book  
www.Engrave-A-Crete.com  
1-800-884-2114

ALL RIGHTS RESERVED. This book contains material protected under International and Federal Copyright Laws and Treaties. Any unauthorized reprint or use of this material is prohibited. No part of this book may be reproduced or transmitted in any form or by any means, electronic or mechanical, including photocopying, recording, or by any information storage and retrieval system without express written permission from the author / publisher.



# Contents

Decorative Concrete Information .....p. 4

Brick Options .....p. 6

    Popular Brick Applications .....p. 7

Cobblestone Designs.....p. 8

    Ways to Use Cobblestone .....p. 9

Flagstone Designs .....p.10

    Popular Flagstone colors.....p. 11

Tile and Geometric Shapes .....p. 12

    Popular Tile Colors .....p. 13

Slate Designs.....p. 14

Wood Plank.....p. 15

Specialty Floors .....p. 16

Custom Templates.....p. 18

Selecting Stain .....p. 20

    RAC Stains .....p. 20

    WRC Stains .....p. 20

Sealers and Finishes .....p. 22

Contact Information .....p. 23





## What is Decorative Concrete Engraving?

Decorative concrete engraving is the act of remodeling existing or newly cured concrete surfaces by cutting patterns and texture into the surface. Engraved designs and patterns simulate building materials such as brick, tile, stone, pavers or a wide variety of graphic elements.

Commonly used as a color separation technique, decorative concrete engraving adds depth and dimension.



Although tile-patterned flooring is the most common theme, engraving can also be used to reproduce or enlarge original artistic designs and graphics; restore or redesign vintage concrete projects; or produce specialty textures, logos, symbols, etc. Thousands of patterns are available and the possibilities are endless.

Coloring of the cured concrete surface before engraving is typical. This is accomplished by the use of a variety of stains and/or concrete dyes.



## Where is it used?

Wherever there is concrete, there is a great likelihood that it can be made more attractive.

Residential, commercial, industrial, recreational theme parks, or event center mezzanines, both interior and exterior locations are all excellent candidates for decorative concrete engraving.



## Green Benefits

Existing concrete is an “energy bank”. Huge amounts of fuel and man-hours are stored within.

Existing concrete contains the energy used to mine, manufacture and transport that cement, aggregate and multiple other ingredients. Those ingredients were delivered to an energy-consuming batch plant to be dumped into an energy-spending truck, and transported to a job site where large amounts of fuel were consumed in preparation to place the concrete.

More fuel and man power were consumed to form, pour and finish that same concrete.



Decorative concrete engraving allows existing concrete to be remodeled and enhanced which saves fuel, energy and man-power.

Concrete, either new or vintage, can be reused and repurposed more than once before the end of its life.



## Top 10 Reasons to Consider Decorative Concrete Engraving

1. Saves time and money - the process uses existing concrete.
2. Permanent - the pattern will last the life of the concrete.
3. Transforms dull concrete into art.
4. Hides and disguises cracks and repairs in concrete.
5. Projects are completed quickly.
6. Clean process, especially when compared to other decorative concrete options.
7. Almost no ongoing maintenance required.
8. Adds resistance to tire marks, oil stains and other markings.
9. Does not add thickness to the concrete.
10. Design possibilities - colors, patterns, custom logos - are nearly limitless.



# Brick Options



Brick patterns are a popular choice for driveways, sidewalks and patios. Used indoors, this design gives an elegant appeal to any surface. Engraving can be straight, circular or a combination of both. Many color combinations can bring great results, from the traditional or antique to modern hues of blue and brown.



▲ Get spectacular curb appeal by combining this pleasing circular design with a pop of color




► Sophisticated yet subtle, this timeless brick walkway adds instant grace to your outdoor space

## Popular Brick Colors

### RAC Stains



CR-605  
Brown Stone



CR-606  
Golden Sand




CR-602  
Rich Mahogany



CR-603  
Clay Canyon

### WRC Stains



CR-716  
Fire Brick




CR-722  
Charcoal


### WRC Stain Color Combinations




CR-714 Cedar Brown/  
CR-718 Mocha



CR-716 Fire Brick/CR-721  
Onyx/ CR-723 Winter white



CR-712 Soft Terra Cotta/  
CR-708 Beach Sand



CR-715 Burnt Sienna/  
CR-723 Winter White

# Popular designs for brick applications


►Circular and straight-line tile engraving combine forces to result in a breathtaking display on your drive, entryway or patio



►Adding color gives an added punch to the design



►Surround your doorway with a circular design to achieve an immediate impact



# Stone Designs - Cobblestone



▲ Not only does this charming cobblestone pattern lend a welcoming feel, it effectively camouflages the cracks and seams present in the concrete

Old world charm with the ease of new world living. With concrete engraving you get the look of traditional cobblestone, yet because the pattern is engraved into the concrete, there are no stones to come loose and no weeds to pull from between the stones. The engraving creates a permanent and virtually maintenance-free surface.

If you prefer a more random, less geometric pattern, cobblestone may be a good choice. Like brick, cobblestone can be either circular or straight and looks great in a variety of colors. With cobblestone, the size of the “stones” and the width of the lines will vary, creating a softer pattern than brick.



▲ Whether your engraving project involves time-worn concrete or new construction, the result will be equally amazing



▲ Often adding an unexpected element, such as this colorful border, transforms boring into beautiful






## Ways to use Cobblestone




▲ Have a large area that requires an understated design? Consider a fan template to create a cobblestone look that is both fabulous and functional

▼ The vivid contrast between cobblestone accents and unadorned concrete works well in spaces where complete engraving is not an option.



▼ Engraving cobblestones in a circular pattern forms an ideal frame for a symbol or company logo



## Popular Cobblestone Colors

WRC Stains

RAC Stains



CR-716  
Fire Brick



CR-605  
Brown Stone



CR-604  
Western Saddle



CR-711  
Caramel



CR-602  
Rich Mahogany



CR-603  
Clay Canyon



# Stone Designs - Flagstone

Flagstone is a random, natural stone pattern. While it works well on smooth surfaces, flagstone can transform and beautify rough, cracked and damaged concrete. It looks great with many color combinations. Choose any pattern from abstract to the rounded look of river rock. The space between the stones can be adjusted to preferences as well.



▲ Straight lines give way to artistic bends and curves in this colorful flagstone pattern



▲ The natural shapes and coloring used in this flagstone walkway make a discreet, yet fashionable, statement



▲ Not limited to outdoor spaces, flagstone gives flair and functionality to those heavy-use areas of home or business



▲ Concrete Resurrection Water Reducible Concentrate (WRC) Stains offer more color choices and a more predictable result. Consider the environment and traffic levels to determine which application will work best. Your decorative concrete professional is trained to answer your questions and to help you make the right choice



▲ A warm-toned flagstone walkway; what better way to say, "Welcome home!"



▲ You will doubtlessly want to linger as you stroll down this elegantly bordered flagstone path



▲ A natural river rock pattern perfectly captures the essence of this meandering pathway



▲ Reactive Acid Chemical Stains (RAC) are ideal for outdoor applications. While permanently changing the color, they allow the natural patterns and character in the concrete to show through



▲ Combine engraving styles for real pizzazz, such as this flagstone and brick duo



▲ Whether you want bright and bold or dusky and delicate, your true colors can shine with the Concrete Resurrection complete line of stains




▲ For a more dramatic look, try a darker color combination

## Popular Flagstone Colors

### RAC Stains




CR-605  
Brown  
Stone



CR-606  
Golden  
Sand



CR-602  
Rich  
Mahogany



CR-603  
Clay  
Canyon




CR-604  
Western  
Saddle




CR-601  
Black  
Walnut

### WRC Stains



CR-719  
Tobacco Leaf




CR-718  
Mocha



CR-711  
Caramel

### WRC Stain Color Combinations



CR-900 Sangria  
CR-723 Winter White  
CR-700 Midnight Sky



CR-708 Beach Sand  
CR-711 Caramel  
CR-714 Cedar Brown



CR-718 Mocha  
CR-705 English Ivy  
CR-715 Burnt Sienna



CR-719 Tobacco Leaf  
CR-715 Burnt Sienna

# Tile Designs and Geometric Shapes

Your tile design can be as simple or as elaborate as you wish, and the possibilities are endless. Whether you choose a custom graphic, an engraved border pattern, a unique tile design, or any of our other options, you can be assured that the beautiful floor you create will last for the life of the concrete.



▲Supersized impact! Large tiles and stain options make a big statement in commercial or residential spaces




▲Give a fresh and flattering look to your tile design by adding a template border. Use one of our designs, or create your own



▲An engraved welcome mat coupled with a tile design lend great charm to this porch area

◀Design possibilities are unlimited! A custom template adds glamour and personality to this walkway





▲ Make your floor a real show stopper! Elegance and ease go hand in hand with the use of handsome patterns and a high gloss sealer

► Who needs a rug when art is engraved directly onto your concrete floor. This striking geometric pattern is at home anywhere



▲ Boring basement floors are a thing of the past. Stained tiles and a custom template design elevate humdrum to high style



▲ This lovely tile design is garden party ready

▼ Gray becomes great when decorative accents are added




## Popular Tile Colors

### RAC Stains



CR-605  
Brown Stone



CR-606  
Golden Sand

### WRC Stains




CR-714  
Cedar Brown

### WRC Stain Color Combinations



CR-711 Caramel/  
CR-718 Mocha




CR 712 Soft Terra Cotta/  
CR-708 Beach Sand



CR-602  
Rich Mahogany



CR-603  
Clay Canyon



CR-721  
Onyx



CR 716 Fire Brick/  
CR-723 Winter White





CR 715 Burnt Sienna/  
CR 720 Dark Slate

# Slate Designs

The look of slate adds sophistication to any space, whether used in a single color or a combination. A unique floor that's just your style is easy with an Ashlar Slate pattern.



▲ Reflecting the colors of nature, a patchwork pattern using Ashlar Slate perfectly complements this outdoor area



▲ Color concentration is key to matching Ashlar Slate to any decor

## Popular Ashlar Slate Combinations



CR-700 Midnight Sky/ CR-701 Cloudy Lake/ CR-715 Burnt Sienna




CR-710 Chestnut/ CR-705 English Ivy/ CR-713 Pumpkin



CR-709 Autumn Amber/ CR-702 Alpine Green/ CR-722 Charcoal/ CR-900 Sangria



CR-716 Fire Brick/ CR-721 Onyx/ CR-703 Dark Olive/ CR-722 Charcoal



▲ Rich, rich, rich is the only way to describe this interior showroom floor featuring vibrant colors and a glossy Epoxy Sealer

# Wood Plank



▲ Detail of wood planking with some variations below



Basement floors, or other areas prone to moisture, are the perfect location for engraved wood planking. More durable and maintenance free than hardwood, it can be stained to coordinate with any setting.




▲ A stone walkway looks even more inviting when bordered with wood planking

## Popular Wood Plank Colors

### WRC Stains



CR-711 Caramel




CR-718 Mocha



CR-710 Chestnut



CR-722 Charcoal



CR-714 Cedar Brown



CR-717 Fossil Wood

### RAC Stains



CR-605  
Brown Stone



CR-606  
Golden Sand



CR-602  
Rich Mahogany



CR-603  
Clay Canyon



CR-604  
Western Saddle



CR-601  
Black Walnut

# Specialty Floors

Your dull gray concrete is an artist's canvas full of potential. Concrete engraving becomes your artist's brush as you choose from vibrant color stains, natural tones, RAC acid stains and a variety of design options to create a showpiece that will add beauty and value to your home or business..



▲ Repetition needn't be boring! the use of diagonal lines in this earth-inspired color scheme transforms simple squares into elegant diamonds. A paver border adds contrast and serves as a frame to this walkway masterpiece




▲ Worthy of the Taj Mahal, the use of rich bronze, gold, silver and copper lend an aura of luxury to your floor. When added to the entire surface, the metallic hues echo the magnificent effect of metal plating

► Solid Epoxy can create a vibrant, smooth surface. This application is ideal for some commercial situations



▲ Add a permanent punch to your patio with an entry mat engraved into the tile design. Colors reminiscent of a Caribbean sunset produce a warm and welcoming atmosphere ideal for entertaining



▲ This commercial floor is a one-of-a-kind masterpiece



▲ Got a problem area! Notice how Epoxy Chips reinvented this 40 year old, chipped, flawed floor into a dramatic display of color while adding traction as a safety feature




▲ Whether the design is fun-n-funky or all-dressed-up, solid Epoxy can create a smooth surface perfect for the commercial floor. High traffic won't harm the finish, and maintenance is a breeze




Every slab of concrete is different, and many factors affect the outcome of stain colors applied to these slabs. Always do a color test in an inconspicuous place before applying stain. Different concentrations, number of coats, type of stain and amount of stain applied will produce different results. The best thing to remember is that no two pieces of concrete react the same and that your finished product will be a distinctive piece of art.



◀ Don't despair if you need repair! Often with a little planning, a crack or flaw can become part of the design



▶ Don't limit your thinking to just floors. Custom artwork or your logo can be engraved on any existing concrete surface, even walls



▲ The possibilities are truly endless as you create a showpiece by combining engraving styles and colors



▲ Bright, beautiful colors and abstract designs give big personality to plain concrete



# Custom Templates

Your logo, design, blueprint, photograph or just a rough sketch can become part of your concrete creation. We can fabricate a template for most any pattern and size you want. Whether you need a 1000-foot diameter corporate logo or a one-square-foot geometrical design, we can build a template for you that will result in a one-of-a-kind showpiece



▲ Your imagination is your only limit as you plan your engraving project





## When making stain choices:

1. Consider the environment, traffic level and desired appearance.
2. Choose the sealer best suited for the previously mentioned criteria.  
The sealer choice has a dramatic influence on the final color outcome and gloss when using RAC Stains.
3. Choose the color and dilution ratio based on the sealer chosen.

**Variations** - Results may vary due to shades and/or hues of concrete. Slab texture affects the final color appearance. Many slab characteristics show through the stain, especially with the more transparent colors.

## About Reactive Acid Chemical Stains (RAC)

RAC Stain is a single component solution of acidic metallic ion particles which, when applied to concrete, chemically reacts with the particles in the cement (free alkali) to form oxides in the pores of the concrete. These oxides become a permanent part of the substrate to create a colored, translucent, variegated and sometimes marbled effect. The art of RAC Stain is that no two slabs will ever color exactly the same. The texture of concrete, age and dilution ratio affect final color appearance. The translucence of RAC Stain also allows the many unique characteristics of the slab to show through. Every project is a unique piece of art.



CR-601  
Black Walnut



CR-602  
Rich Mahogany



CR-603  
Clay Canyon



CR-604  
Western Saddle



CR-605  
Brown Stone



CR-606  
Golden Sand



CR-607  
Olive Mist  
(Recommended for Interior Only)



CR-608  
Azure Blue  
(Recommended for Interior Only)



CR-609  
Mossy Oak  
(Recommended for Interior Only)



CR-610  
Summer Wheat  
(Recommended for Interior Only)



CR-611  
Mountain Road



CR-612  
Honey Oat

Sealers and concrete conditions will dramatically affect the final outcome of RAC stains. Conduct a test on your slab prior to application. The samples displayed above are representative only and do not guarantee the final color to be an exact match.

## About Water Reducible Concentrate Stains (WRC)

Concrete Resurrection Water Reducible Concentrate (WRC) is an environmentally friendly (and California compliant) penetrating waterborne acrylic, pigmented stain. It is a superior alternative to hazardous solvent and acid based stains.

WRC is designed to give a more predictable, natural variegated colors or bright solid colors. A one-step staining process, there is no residue to neutralize and scrub off. WRC can also be used for faux finishing, changing hues or correcting errors after acid staining (surface must be cleaned and neutralized prior to application). It is for interior and exterior concrete, horizontal or vertical.

# WRC Stain Colors




CR-700 Midnight Sky



CR-701 Cloudy Lake



CR-702 Alpine Green



CR-703 Dark Olive




CR-704 Sage




CR-705 English Ivy




CR-706 Mustard Seed



CR-707 Custard




CR-708 Beach Sand




CR-709 Autumn Umber




CR-710 Chestnut



CR-711 Caramel




CR-712 Soft Terra Cotta




CR-713 Pumpkin




CR-714 Cedar Brown



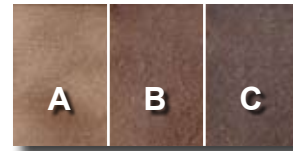
CR-715 Burnt Sienna




CR-716 Fire Brick




CR-717 Fossil Wood



CR-718 Mocha



CR-719 Tobacco Leaf



CR-720 Dark Slate



CR-721 Onyx




CR-722 Charcoal



CR-723 Winter White


## Brilliant Colors\* (Recommended for Interior Applications Only)




CR-900 Sangria




CR-901 Sapphire Blue




CR-902 Emerald



CR-903 Golf Course



CR-904 Sunshine



CR-905 Radiant Red

Colors displayed are on gray broom finished concrete, applied using a gravity feed HVLP sprayer. \*Texture and hue of concrete affects final look

**A = 1 Coat    B = 2 Coats    C = 3 Coats**

Porosity of the concrete will affect amount of stain needed to achieve desired color.

**Insist on using only the best products on your concrete.**



Start right with Concrete Resurrection cleaners and degreasers, get quality color results with RAC and WRC stains and finish the job fabulously with quality sealers.

**Quality Products, Fantastic Results!**



Look for us online and see why Concrete Resurrection is the best choice for quality, dependable products for your decorative concrete.

[www.ConcreteResurrection.com](http://www.ConcreteResurrection.com)

# Sealers and Finishes

Sealer choice has a dramatic impact on the outcome of your project. Discuss your wishes for appearance, UV exposure and expected traffic levels with your contractor to achieve desired results.

## Some things to consider:

Do you want a low, medium or high gloss?

Will the floor be exposed to excessive UV rays?


What traffic level is expected?

If this is a commercial application, what type of work will be done to the surface?

**Answers to these questions will help your contractor determine the best sealer to meet your needs.**



▲ The beauty and color of the stains is greatly enhanced by the addition of a high gloss finish



▲ A commercial application of Inside Epoxy and Inside Urethane make this salon floor both practical and eye-catching

**Ask your contractor about floor finishing products and Non-Skid additives that will give your concrete "grip." This is especially important for exterior projects and commercial applications.**

Would you like your project in the next Idea Book?  
Contractors and customers are invited to submit photos  
of before-and-after or completed projects.

Email submissions to:  
sherry@engraveacrete.com  
Subject: Idea Book

Ready to start your project but can't find a contractor?  
We can help. Visit [www.engraveacrete.com/engravers](http://www.engraveacrete.com/engravers)  
for help finding an expert in your area.

Have more questions?  
Contact Engrave-A-Crete at  
1-800-884-2114  
or visit [www.engraveacrete.com](http://www.engraveacrete.com)  
for more information.



## Your contractor information:

We look forward to turning your decorative  
concrete ideas into a reality.





**CONCRETE FLOORS ARE PET FRIENDLY**

When you choose decorative concrete, you're getting the ideal floor for your pet's little accidents. It does not provide a home for fleas, mites or other pests that can harm your pets or family members. Cleaning is a breeze, and pets love the cool feel of concrete flooring.

**Got Allergies?** Concrete flooring does not harbor dust mites, pet dander, mold spores and other allergens.

*This is what's in your carpet*



Dust Mites