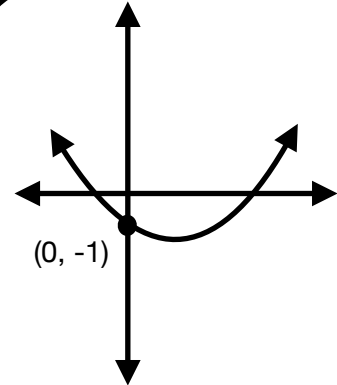


1. Find the y - intercept of the following functions that are represented in a number of different ways. Then be able to list the value of the y - intercept from LEAST to GREATEST in the upper right hand circle of each cell (1 being the least and 9 being the greatest.)

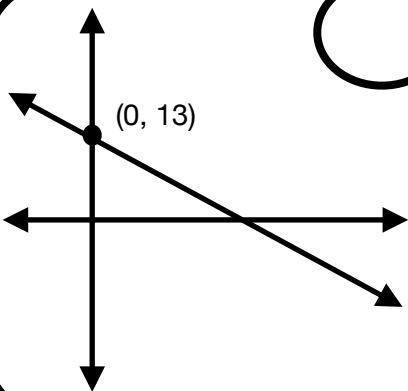
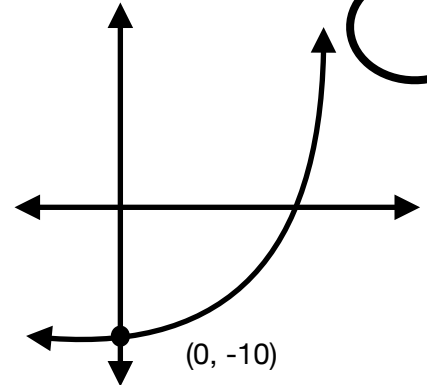
$$f(x) = -2x - 3$$

$$f(x) = 2(x-1)^2 + 5$$



x	y
-4	2
-2	5
0	8
2	11


$$f(x) = 2^x$$



x	y
0	7
7	0
14	-7
21	-14

$$f(x) = (x+4)(x-5)$$

2. The following functions represent the FEARSOME THREE's (a professional hamster diving team) height (in yards) with respect to time (in seconds) of their dive from a platform 10 yards above a reservoir. The water line is at $y = 0$.



Squiggle

$$f(t) = t^2 - 8t + 10$$



Wiggle


$$h(t) = \frac{5}{12}(t-6)^2 - 5$$



Esmeralda - "The one that cheats death!"

$$g(t) = 0.5(t-2)(t-10)$$

a. Sketch a graph of each of the functions above in a different color.



b. Based on your graphs, which hamster hit the water first? Explain how you know.

c. Based on your graphs, which hamster dove deeper? Explain how you know.

d. Based on your graphs, what would be a detail when considering the domain?

3. Suppose there is a hamster race that is 50 feet long. Given the data below, answer the questions that follow.

Hamster A

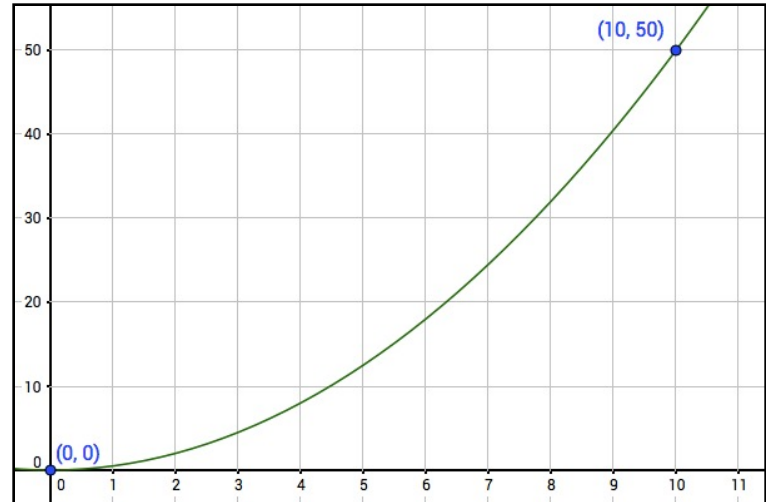
Hamster B

Hamster C

secs	feet
0	0
3	20
7	35
10.5	50

$$f(t) = \frac{3}{2}t^2 - 1$$

Where $f(t)$ is feet and "t" is time in seconds.



Which hamster came in what place?

Hamster _____



THIRD

Hamster _____



SECOND

Hamster _____



FIRST

4. Suppose you invested a 1000 dollars, but instead of gaining money, you lost money. Bummer. Anyhow, which of the three options listed below would mitigate your losses the best over 10 years.

- You lose 750 dollars over 10 years.
- You lose 12% of your money every year.
- Your money declines in a quadratic model $f(t) = -7t^2 + 1000$ where $f(t)$ is money and "t" is time and years.