


2 Bag Charm or
COASTER Instructions
2 Punch Needle Safari

OTTER



#13

Moccasin



Taryn Kail, Oxford Certified Instructor
Texas Charm Trading Company

www.TexasCharmTradingCompany.com
©2026


Bag Charm or
COASTER / Instructions
Punch Needle Safari

OTTER



#13

Firewood



Taryn Kail, Oxford Certified Instructor
Texas Charm Trading Company

www.TexasCharmTradingCompany.com
©2026

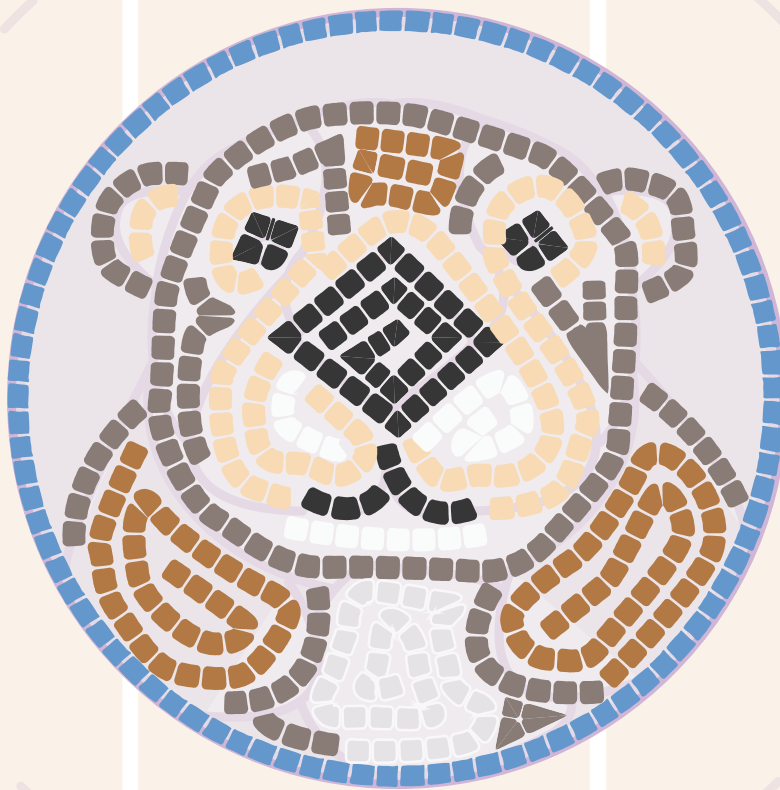
2 Bag Charm or
COASTER Instructions
2 Punch Needle Safari

OTTER



#13

Moccasin



Taryn Kail, Oxford Certified Instructor
Texas Charm Trading Company

www.TexasCharmTradingCompany.com

©2026

Bag Charm or
COASTER / Instructions
Punch Needle Safari

OTTER



#13



Heidi's
Crystal
or
Open Sky

Ice
Fishing



Taryn Kail, Oxford Certified Instructor
Texas Charm Trading Company

www.TexasCharmTradingCompany.com

©2026

Bag Charm or
COASTER Instructions
Punch Needle Safari

OTTER



Cut along the dotted line.

Masking Tape



OPTIONAL:
Use masking tape or brush fabric glue along the dotted line to prevent fraying before you cut.



Taryn Kail, Oxford Certified Instructor
Texas Charm Trading Company

www.TexasCharmTradingCompany.com

©2026