

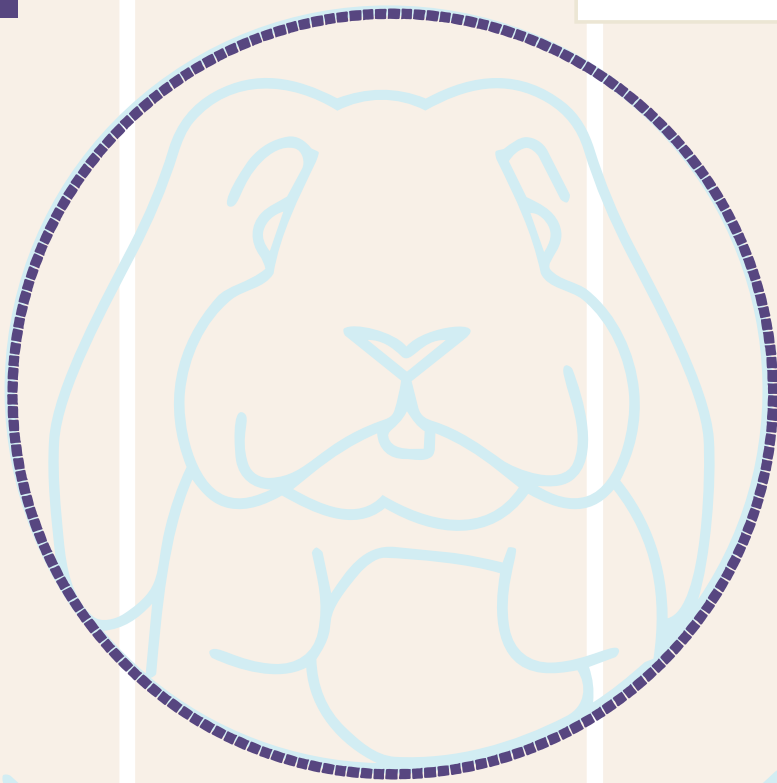
Bag Charm or  
**COASTER** Instructions  
Punch Needle Safari

# RABBIT



Wild  
Iris

Oxford FINE Punch Needle  
**#10**  
Alternative can be #9 or #8



Wild  
Iris

Cast  
Iron



Taryn Kail, Oxford Certified Instructor  
**Texas Charm Trading Company**

[www.TexasCharmTradingCompany.com](http://www.TexasCharmTradingCompany.com)  
©2026

2 Bag Charm or  
COASTER Instructions  
2 Punch Needle Safari

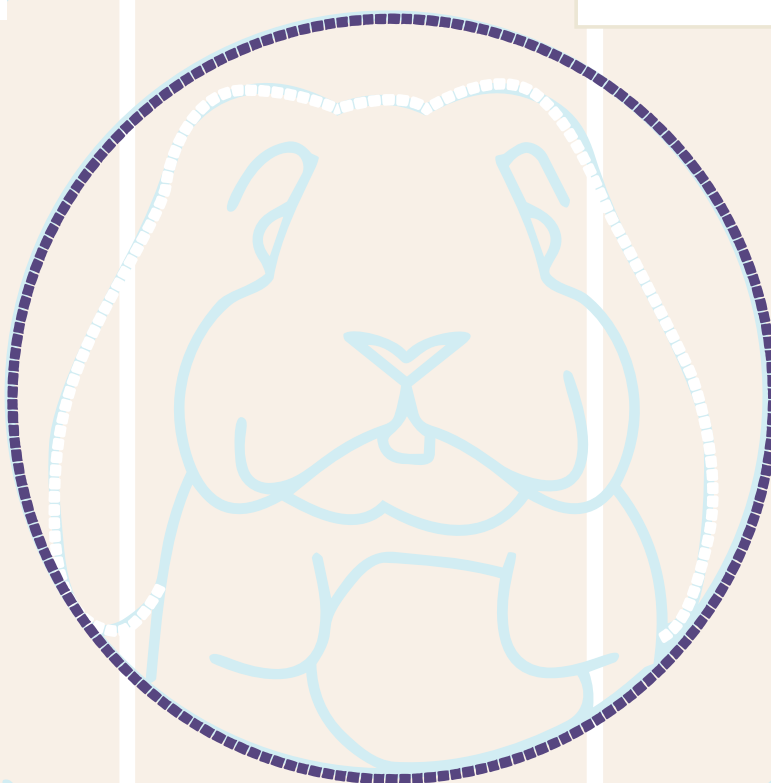
# RABBIT



Bleached  
White

Oxford FINE Punch Needle

# #10



Taryn Kail, Oxford Certified Instructor  
**Texas Charm Trading Company**

[www.TexasCharmTradingCompany.com](http://www.TexasCharmTradingCompany.com)

©2026

2 Bag Charm or  
COASTER Instructions  
Punch Needle Safari

# RABBIT



Cast  
Iron

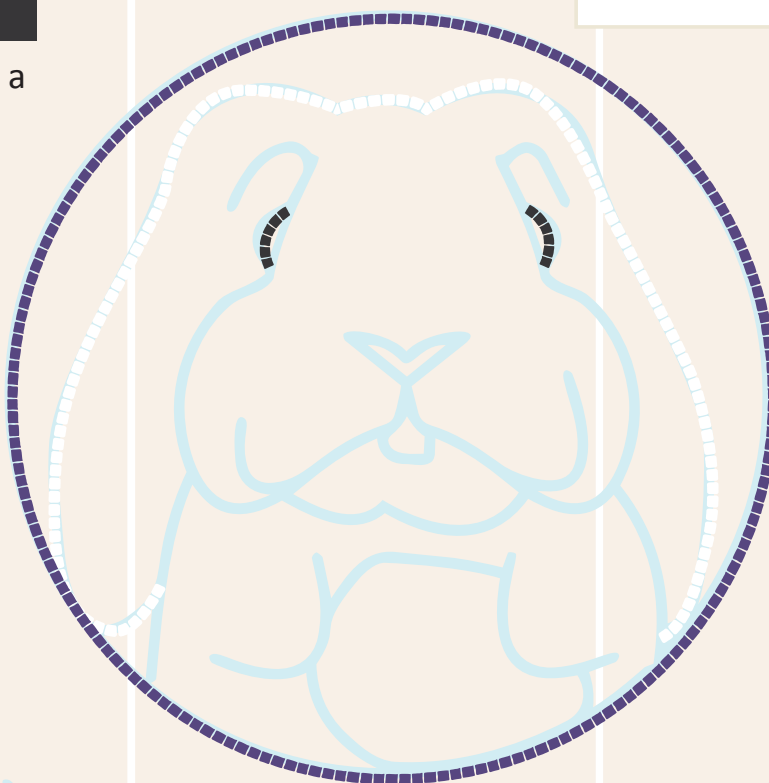
You can still use a  
punched dot if  
you prefer. 🐰

In class we made a dot with  
three punches in a triangle.  
I think this curved shape will  
be a better fit.

Oxford FINE Punch Needle

## #XX

Alternative can be



Bag Charm or  
**COASTER** Instructions  
Punch Needle Safari

# RABBIT




Bleached  
White

White outline  
around eyes and  
around the head.

Oxford FINE Punch Needle

# #10

Alternative can be #8 or #9



Taryn Kail, Oxford Certified Instructor  
**Texas Charm Trading Company**

[www.TexasCharmTradingCompany.com](http://www.TexasCharmTradingCompany.com)

©2026

Bag Charm or  
**COASTER** Instructions  
Punch Needle Safari

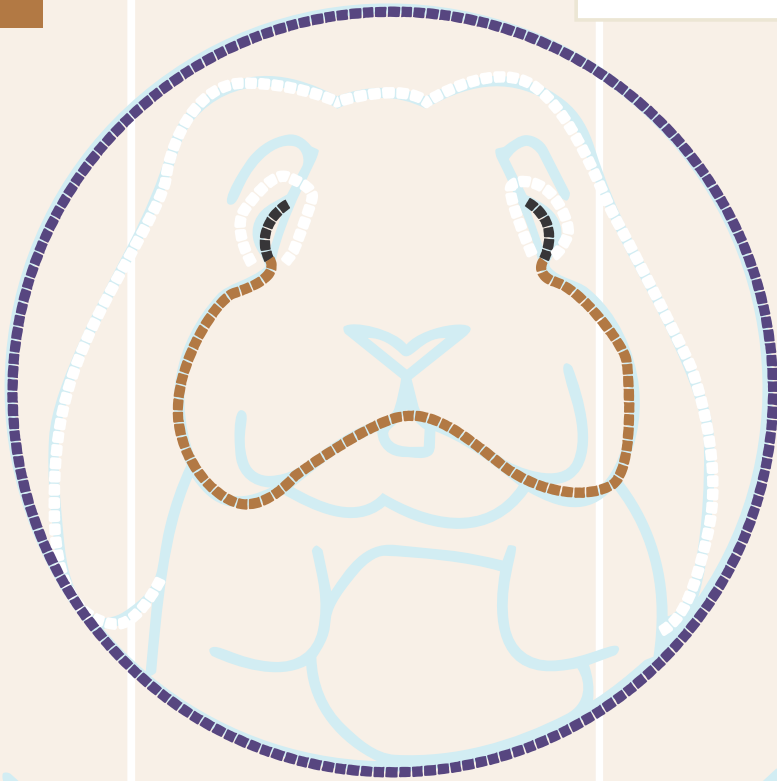
# RABBIT



Moccasin

Oxford FINE Punch Needle  
**#13**  
Alternative can be #14

Outline the  
cheeks.



Taryn Kail, Oxford Certified Instructor  
**Texas Charm Trading Company**

[www.TexasCharmTradingCompany.com](http://www.TexasCharmTradingCompany.com)  
©2026

Bag Charm or  
**COASTER** Instructions  
Punch Needle Safari

# RABBIT



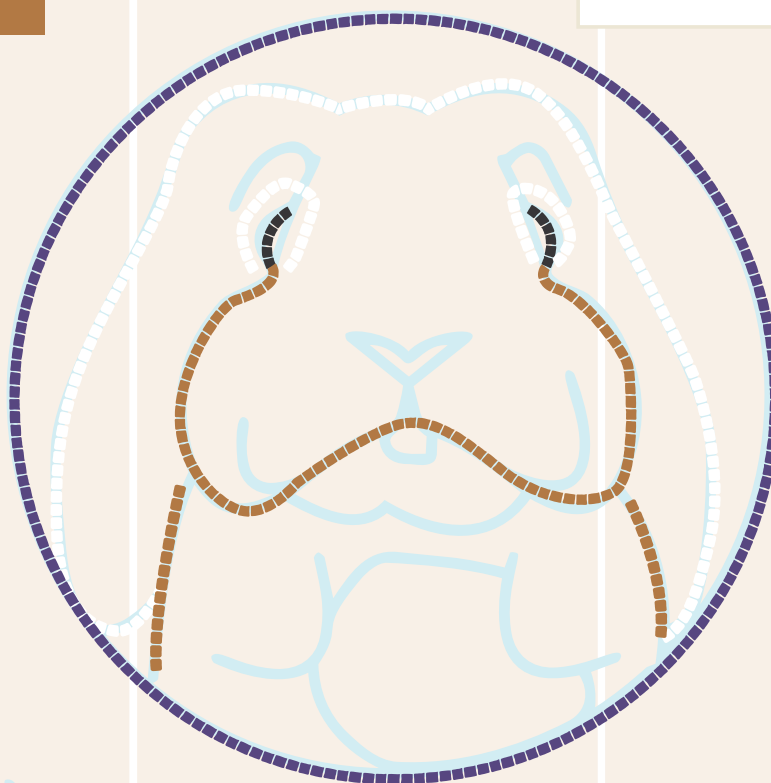
Moccasin

Outline the  
shoulders

Oxford FINE Punch Needle

## #14

Alternative can be #14



Taryn Kail, Oxford Certified Instructor  
**Texas Charm Trading Company**

[www.TexasCharmTradingCompany.com](http://www.TexasCharmTradingCompany.com)

©2026

Bag Charm or  
**COASTER** Instructions  
Punch Needle Safari

# RABBIT



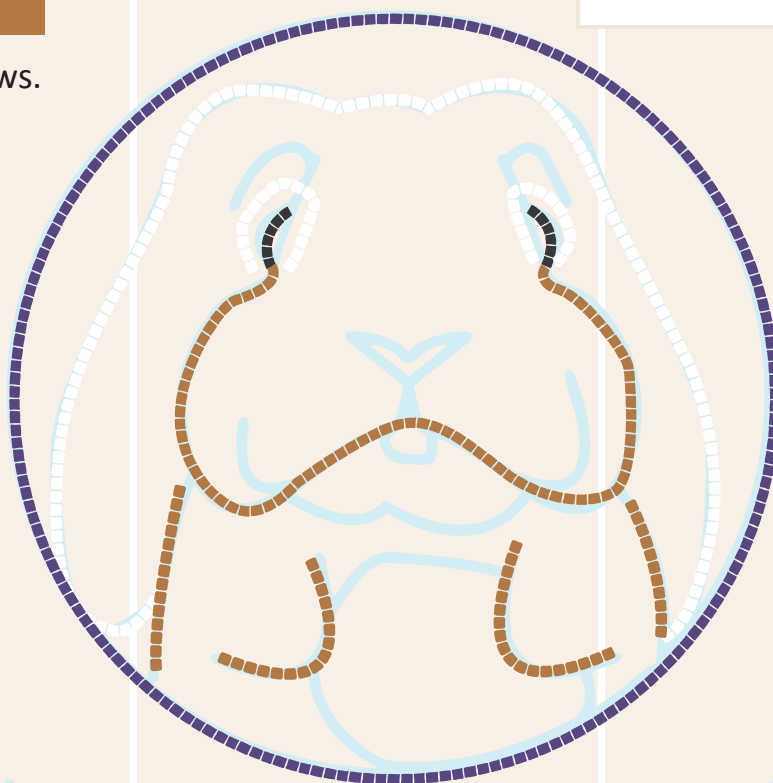
Moccasin

Outline the paws.

Oxford FINE Punch Needle

# #13

Alternative can be #14



Taryn Kail, Oxford Certified Instructor  
**Texas Charm Trading Company**

[www.TexasCharmTradingCompany.com](http://www.TexasCharmTradingCompany.com)

©2026

Bag Charm or  
**COASTER** / Instructions  
Punch Needle Safari

# RABBIT



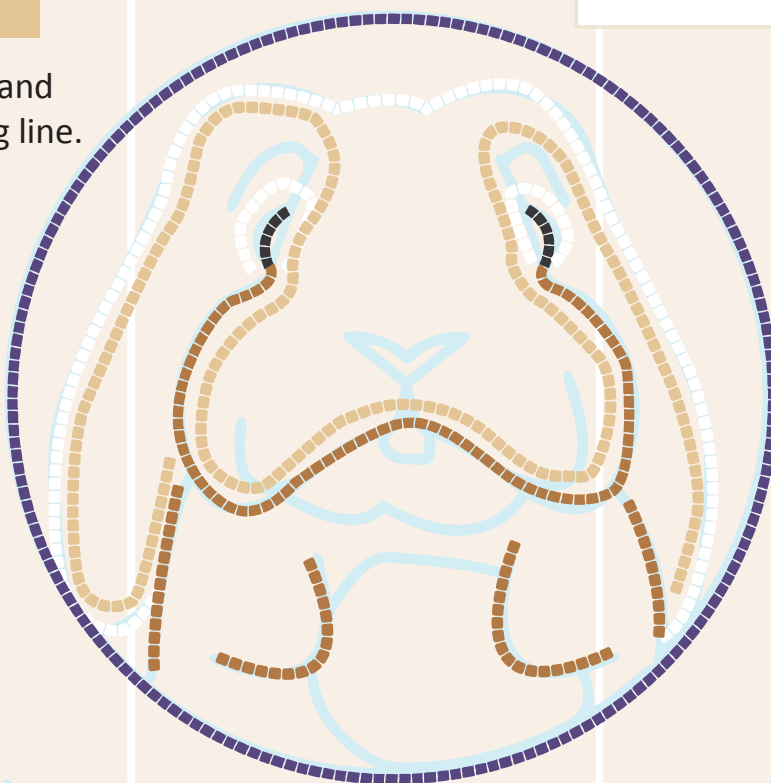
Desert  
Sands

Oxford FINE Punch Needle

## #14

Alternative can be #10

Along the ears and  
face in one long line.



Taryn Kail, Oxford Certified Instructor  
**Texas Charm Trading Company**

[www.TexasCharmTradingCompany.com](http://www.TexasCharmTradingCompany.com)

©2026

2 Bag Charm or COASTER Instructions Punch Needle Safari

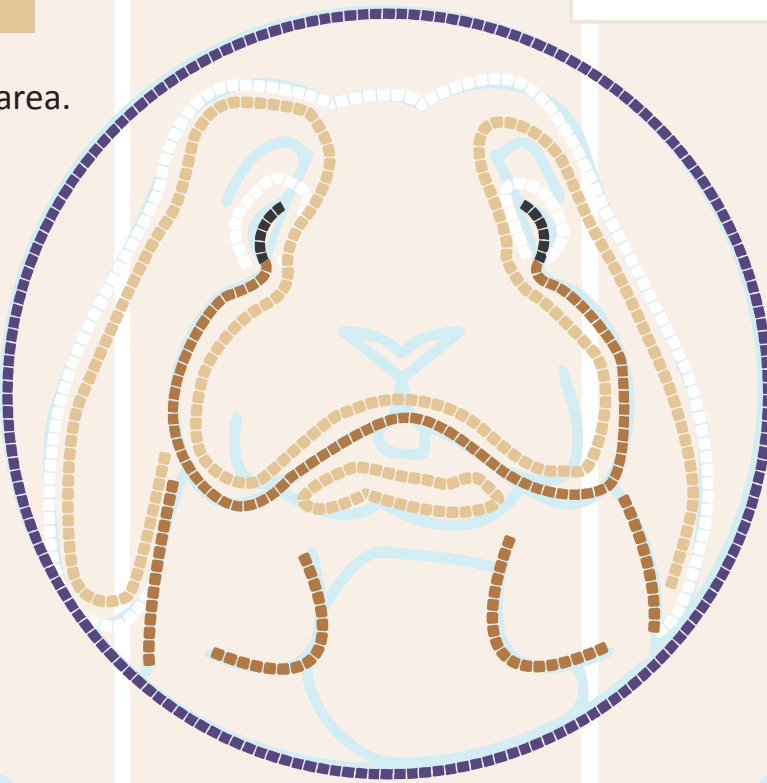
# RABBIT



Desert Sands

Oxford FINE Punch Needle  
**#14**  
Alternative can be #10

Fill in the chin area.



Taryn Kail, Oxford Certified Instructor  
**Texas Charm Trading Company**

[www.TexasCharmTradingCompany.com](http://www.TexasCharmTradingCompany.com)  
©2026

2 Bag Charm or  
COASTER Instructions  
2 Punch Needle Safari

# RABBIT



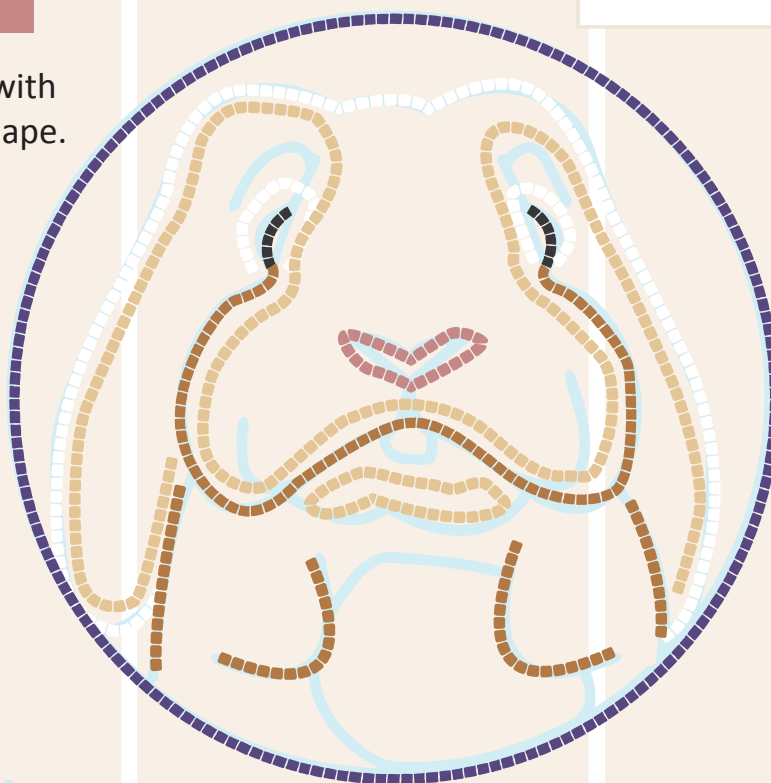
Dark  
Pink  
Elephant

Fill in the nose with  
a loose heart shape.

Oxford FINE Punch Needle

## #10

Alternative can be #8 or #9



Taryn Kail, Oxford Certified Instructor  
**Texas Charm Trading Company**

[www.TexasCharmTradingCompany.com](http://www.TexasCharmTradingCompany.com)

©2026

Bag Charm or  
**COASTER** / Instructions  
Punch Needle Safari

# RABBIT

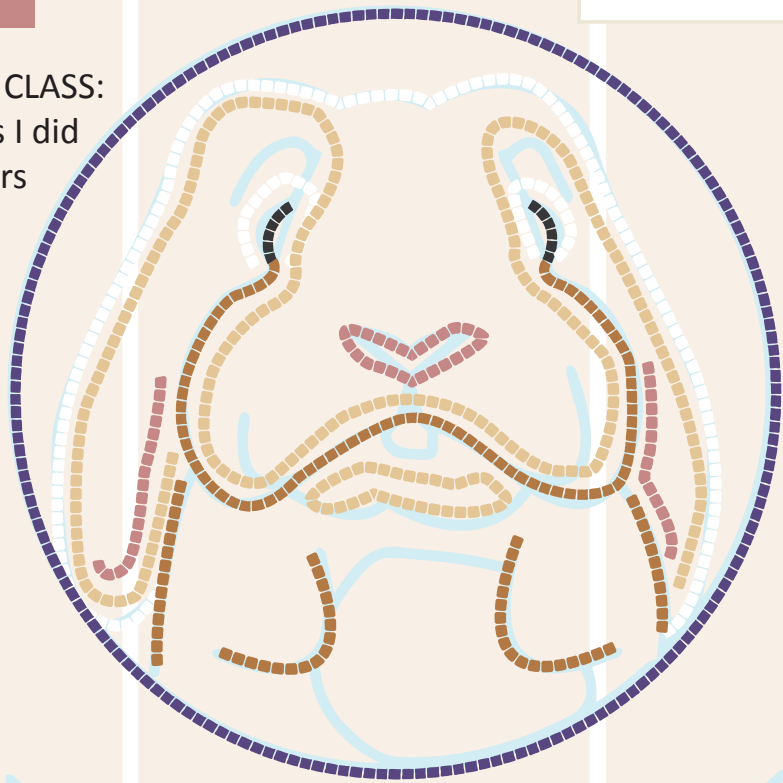


Dark  
Pink  
Elephant

This is a more accurate placement for the ears.

Oxford FINE Punch Needle  
**#10**  
Alternative can be #8 or #9

CHANGE FROM CLASS:  
I believe in class I did not fill in the ears correctly.



2 Bag Charm or  
COASTER Instructions  
2 Punch Needle Safari

# RABBIT



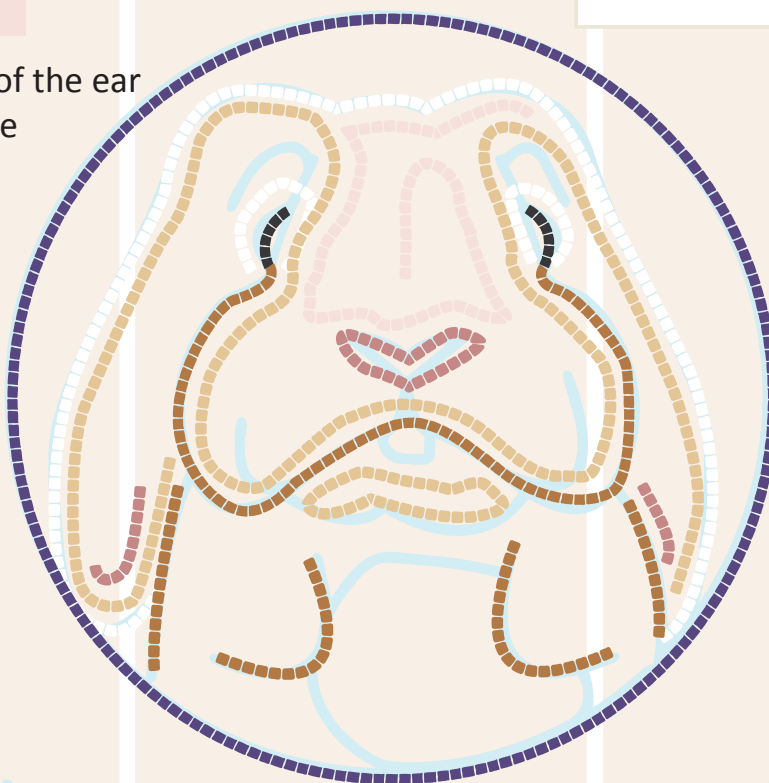
Ballet  
Slipper

Oxford FINE Punch Needle

# #10

Alternative can be #8 or #9

Start at the top of the ear  
and make a loose  
spiral shape in  
the rabbit's face  
above the nose.



Taryn Kail, Oxford Certified Instructor  
**Texas Charm Trading Company**

[www.TexasCharmTradingCompany.com](http://www.TexasCharmTradingCompany.com)

©2026

2 Bag Charm or COASTER Instructions Punch Needle Safari

# RABBIT



Ballet Slipper

Oxford FINE Punch Needle  
**#10**  
Alternative can be #8 or #9

Fill in the cheeks with swirls.



Taryn Kail, Oxford Certified Instructor  
**Texas Charm Trading Company**

[www.TexasCharmTradingCompany.com](http://www.TexasCharmTradingCompany.com)  
©2026

2 Bag Charm or  
COASTER Instructions  
2 Punch Needle Safari

# RABBIT



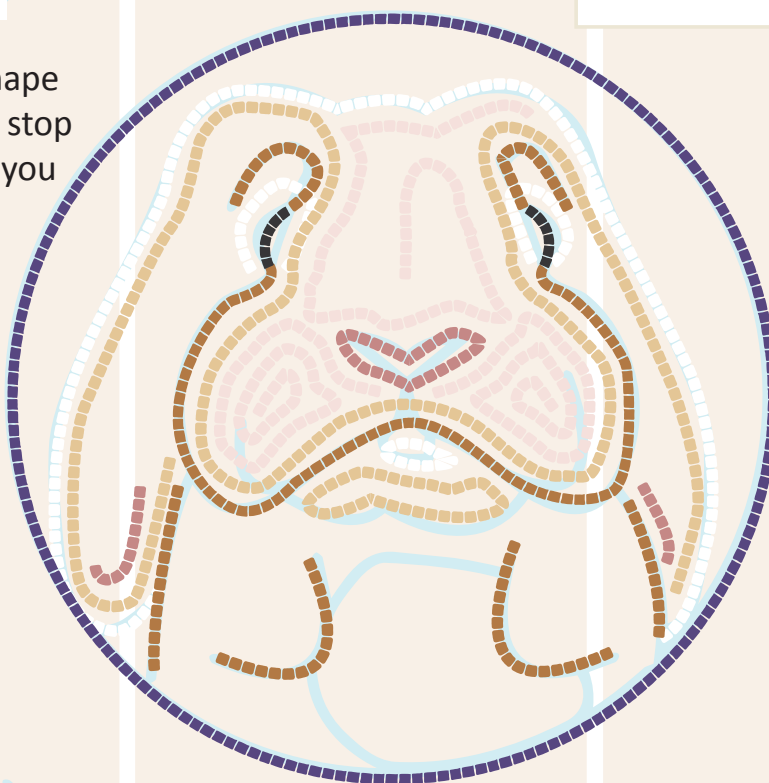
Bleached  
White

Oxford FINE Punch Needle

## #10

Alternative can be #8 or #9

Punch a donut shape  
for the teeth and stop  
in the same hole you  
started in.



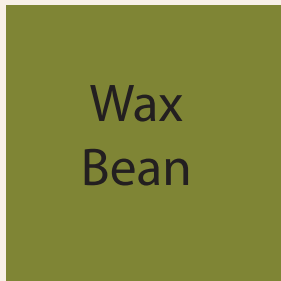
Taryn Kail, Oxford Certified Instructor  
**Texas Charm Trading Company**

[www.TexasCharmTradingCompany.com](http://www.TexasCharmTradingCompany.com)

©2026

2 Bag Charm or COASTER Instructions Punch Needle Safari

# RABBIT



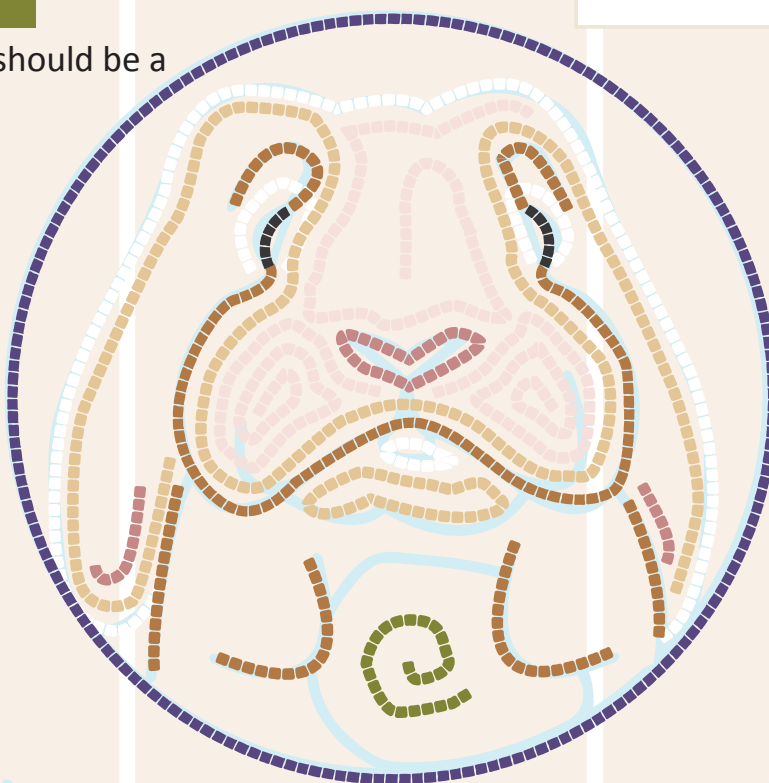
Wax Bean

The green stem should be a simple swirl

Oxford FINE Punch Needle

# #10

Alternative can be #8 or #9



Taryn Kail, Oxford Certified Instructor  
**Texas Charm Trading Company**

[www.TexasCharmTradingCompany.com](http://www.TexasCharmTradingCompany.com)

©2026

2 Bag Charm or  
COASTER Instructions  
2 Punch Needle Safari

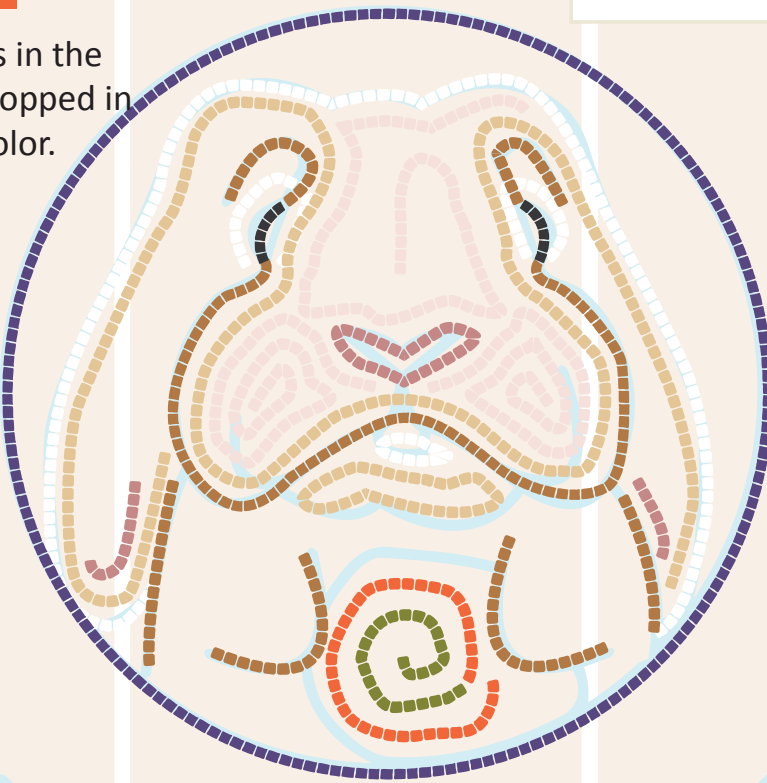
# RABBIT



Scotch  
Bonnet

Oxford FINE Punch Needle  
**#10**  
Alternative can be #8 or #9

The orange starts in the  
same hole you stopped in  
with the green color.



Taryn Kail, Oxford Certified Instructor  
**Texas Charm Trading Company**

[www.TexasCharmTradingCompany.com](http://www.TexasCharmTradingCompany.com)  
©2026

2 Bag Charm or  
COASTER Instructions  
2 Punch Needle Safari

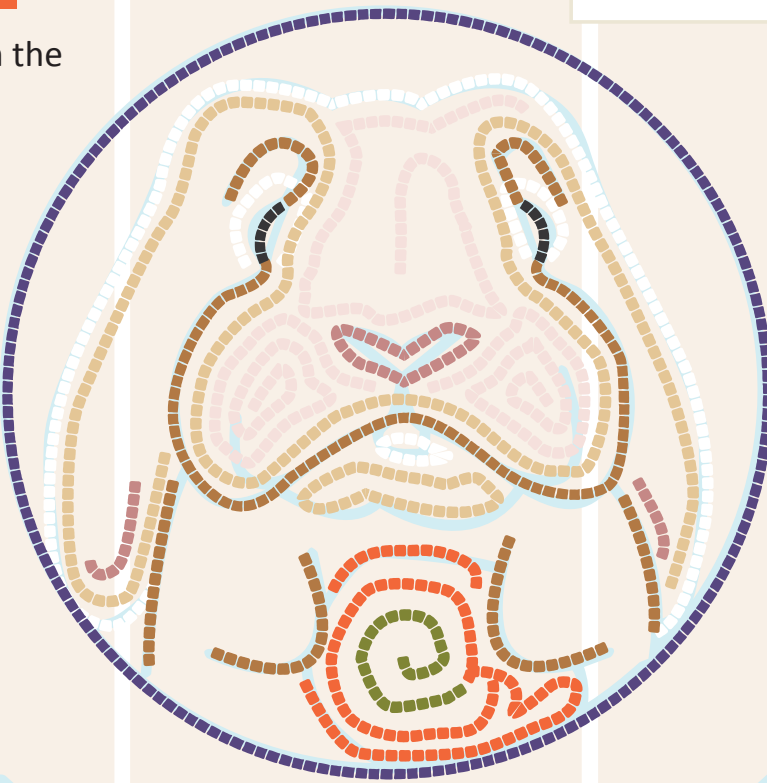
# RABBIT



Scotch  
Bonnet

Oxford FINE Punch Needle  
**#14**  
Alternative can be #10

Continue to fill in the  
outer carrot.



Taryn Kail, Oxford Certified Instructor  
**Texas Charm Trading Company**

[www.TexasCharmTradingCompany.com](http://www.TexasCharmTradingCompany.com)  
©2026

2 Bag Charm or COASTER Instructions Punch Needle Safari

# RABBIT



Desert Sands

Oxford FINE Punch Needle  
**#14**  
Alternative can be #10

Fill in what is left of the rabbit.



Taryn Kail, Oxford Certified Instructor  
**Texas Charm Trading Company**

[www.TexasCharmTradingCompany.com](http://www.TexasCharmTradingCompany.com)  
©2026

Bag Charm or  
**COASTER** Instructions  
Punch Needle Safari

# RABBIT



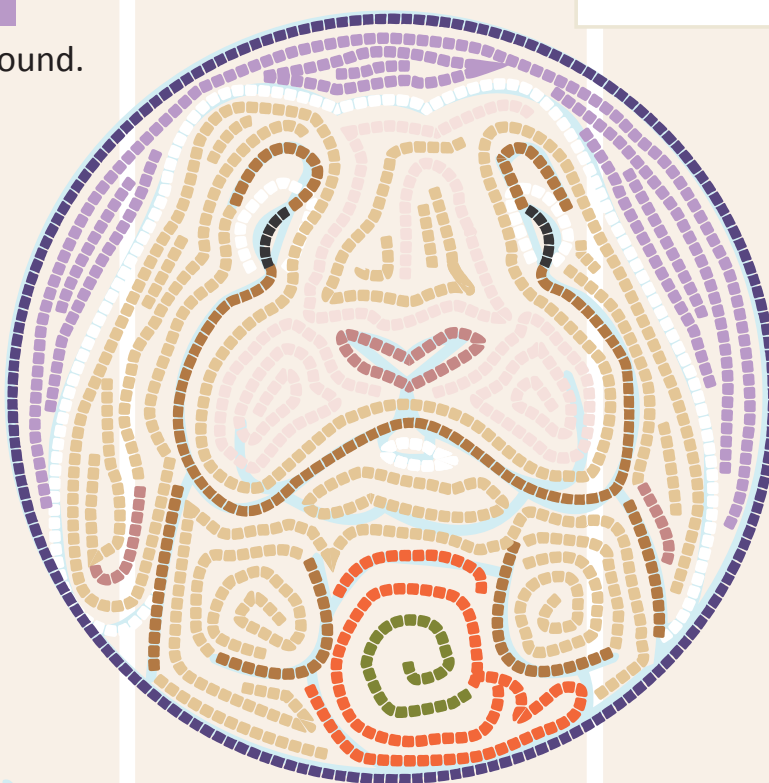
Twilight

Fill in the background.

Oxford FINE Punch Needle

# #14

Alternative can be #13 or #10



Taryn Kail, Oxford Certified Instructor  
**Texas Charm Trading Company**

[www.TexasCharmTradingCompany.com](http://www.TexasCharmTradingCompany.com)

©2026

2 Bag Charm or COASTER Instructions Punch Needle Safari

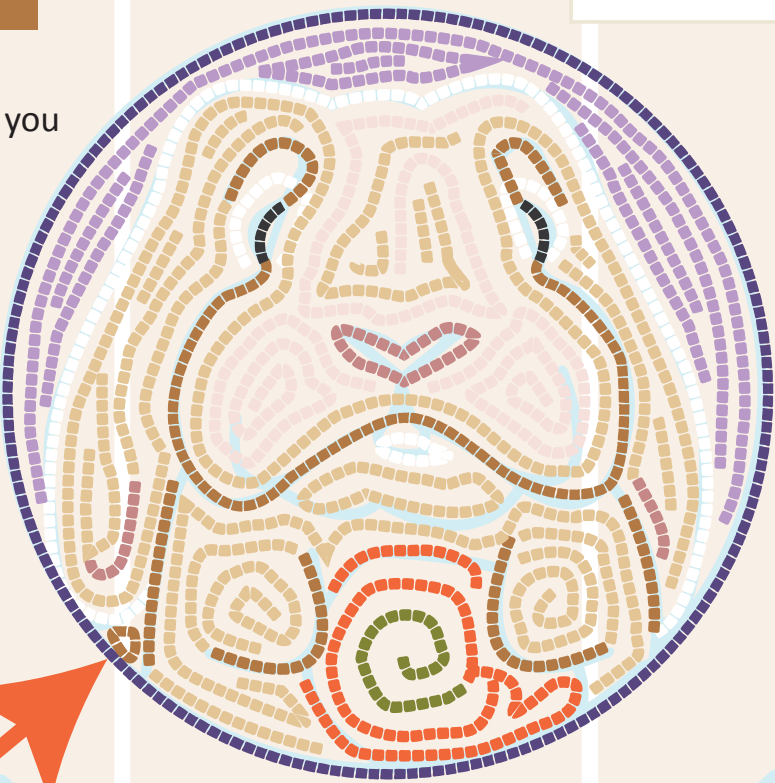
# RABBIT



Moccasin

Oxford FINE Punch Needle  
**#13**  
Alternative can be #14

Fill in a little bit under the ear if you have room. If there is no room then skip.



Small circle of brown to fill the gap below the ear.

