

Explore the Possibilities!



OPEN CLASS EXHIBIT GUIDELINES

Clay County Fair & Achievement Days
August 8-10, 2019
Clay County Fairgrounds, Vermillion, SD

Clay County Fair & Achievement Days 2019 Open Class Division Exhibit Book

1. **All Open Class exhibits will be entered on Tuesday, August 6 from 4 to 7 p.m.** No entries accepted after 7 p.m. on Tuesday, August 6. All exhibits will be released between 10:00 and 11:00 am on Sunday, August 11. All exhibits **MUST BE checked out with Open Class committee for exhibitor protection.**
2. **Junior Junior Division.** This division is defined as youth in pre-school and pre-kindergarten prior to the County Fair. Children in this age group usually need more help from a parent. See the Junior Junior Division page showing the areas exhibitors can enter in. [This division will use the blue entry card.](#)
3. **JUNIOR ONLY DIVISION.** Junior is defined as youth in Kindergarten through 8th grade prior to County Fair. Youth are not limited to the Junior page. [Junior age youth will use gold entry cards.](#) Exhibits will be judged according to rules of the division.
4. **YOUTH ONLY DIVISION.** Youth is defined as being in grades 9 – 12 prior to County Fair. [Youth will not use the Junior page. Youth exhibitors will use the lime green entry card.](#) Exhibits will be judged according to the rules of the division.
5. Department Awards – All exhibits will be awarded ribbons. Best of Show, second and third place exhibits will be selected from each department and receive \$15, \$10 and \$5 cash prize, respectively. Awards will be provided by the Clay County Fair Association. **Please note: Best of Show in each department cannot be won two (2) years in a row.**
6. Exhibitors must be legal residents of Clay County or adjacent counties.
7. The Clay County Fair Association will not be held responsible for any loss or damage to exhibits. Every precaution is taken for the safekeeping of exhibits.
8. Entries must be the work of the exhibitor, completed since August 2018 and not exhibited at any previous County Fair or Achievement Days.
9. Exhibitors may enter in as many classes as desired, but no more than two entries per lot. Exhibits must demonstrate different learning experiences.
10. Judging will be conducted without spectators.
11. Judges decision is final.
12. Exhibit pre-registration is not required. If you would like to complete entry tags before entry time, tags can be picked up at the Fair Office prior to or during entry times.
13. **We are always in need of volunteers for registration night and helping the judges. If you would like to help, please call the office.**

Contact the fair office for more information:
Clay County Fair Association
515 High Street, Vermillion SD 57069
605-677-7111

JUNIOR JUNIOR DIVISION

Pre-school and pre-kindergarten age prior to 2019 County Fair.

CLASS 01: FOODS

Exhibits must be completed since August 2018.

- Lot 101: Muffins
- Lot 102: Drop Cookies
- Lot 103: Unbaked Bars
- Lot 104: Brownies



CLASS 02: CRAFTS

Exhibits must be completed since August 2018.

- Lot 105: Decorated Flip Flops
- Lot 106: Summer Art Camp artwork
- Lot 107: Clay Art / Play Dough®

CLASS 03: LEGO CONSTRUCTION

Exhibits must be completed since August 2018.

- Lot 108: Small Lego kits



**For the most up-to-date fair schedule, go to
the Clay County Fair website at
www.claycountyfair.net.**

JUNIOR DIVISION

Kindergarten through 8th grade prior to 2019 County Fair.

CLASS 04: CREATIVE CRAFTS

Exhibits must be completed since August 2018.

Lot 109: Plaster Craft

Lot 110: Fabric Craft

Lot 111: Metal Craft

Lot 112: Paper Craft

Lot 113: Clay Art/Play Doh®

Lot 114: Loom Project, Any Type - loop de loo, spinning loom, bracelets, necklaces, head bands, rubber bands

Lot 115: Bead Jewelry, Hair Jewelry or Accessories

Lot 116: Fleece-tied Blanket

Lot 117: Decorated Flip-Flops

Lot 118: Duct Tape Crafts and Projects

Lot 119: Decorative Flags or Windsocks

Lot 120: Tie Fishing Lures - exhibit 3, need to be mounted on a cardboard base

Lot 121: Cell Phone or iPod Case / Covering

Lot 122: Soapbox Derby Car

CLASS 05: PAINT & PIGMENT

Exhibits must be completed since August 2018.

Lot 123: Paint by Number Picture includes Colored Pencil or Velvet Art (should be ready to hang or include easel for displaying)

Lot 124: Model, Glue-Type - car, truck, etc. and painted

Lot 125: Model, Snap-Type - car, truck, etc. and painted

Lot 126: Memory Box, Picture Frame or Shelf

Lot 127: Banner - school pride, sports team, etc.

CLASS 06: PAINT & PIGMENT ON FABRIC

Exhibits must be completed since August 2018.

Lot 128: Canvas Shoes

Lot 129: Sweatshirt, Jeans, Shorts

Lot 130: Tote Bag or Backpack

CLASS 07: WOOD CRAFTS

Exhibits must be completed since August 2018.

Lot 131: Wood article purchased and finished by exhibitor. Examples: bird house kit, memory box, small stool.

CLASS 08: SCRAPBOOKING & RUBBERSTAMPING

Exhibits must be completed since August 2018.

Lot 132: School Years - 1 page

Lot 133: Friends - 1 page

Lot 134: Family - 1 page

Lot 135: Rubberstamped Cards - set of 4

CLASS 09: LEGO® CONSTRUCTION

Exhibits must be completed since August 2018.

Lot 136: Lego® Construction - maximum size 12" width by 12" length by 18" height, needs to be exhibited in a sturdy 'pop flat' box so it can be easily moved.

CLASS 10: STEM PROJECTS

Exhibits must be completed since August 2018.

Lot 137: Rockets, Dragsters, Z-Mill created design on plastic milling material, Electronic Blinky Board on printed circuit board. If possible, exhibit in a sturdy 'pop flat' box so it can be easily moved.

AGRICULTURE DEPARTMENT

Crops, Grains & Seeds

Grown by exhibitor in 2018.

No other samples are eligible.

CLASS 11 – Eggs

All eggs are judged on exterior qualities only. Exhibit 1 dozen eggs in a carton.

Lot 138: White eggs

Lot 139: Cream Eggs

Lot 140: Brown Eggs

Lot 141: Other

CLASS 12 – CORN

Lot 142: Shelled corn exhibit 2 quarts

Lot 143: Ear Corn exhibit 5 ears

Lot 144: Popcorn exhibit 5 ears

Lot 145: Hobby Corn exhibit 5 ears

CLASS 13 – GRAINS

Lot 146: Oat exhibit 1 quart

Lot 147: Spring Wheat exhibit 1 quart

Lot 148: Soybeans exhibit 1 qt

Lot 149: Other Than Named

CLASS 14 – SHEAF OF GRAINS OR ROUGHAGE

Lot 150: Any variety

CLASS 15 – TALLEST PLANT OR WEED

Lot 151: Crop Plant

Lot 152: Weed

Lot 153: Sunflower

ART DEPARTMENT

Exhibits must be ready to hang for wall display. No size limit. Do not use tape hangers. Exhibits must be completed after August 2018.

CLASS 16 – PAINT & PIGMENT

Lot 154: Home Décor Item

Lot 155: Wall or door hangings

Lot 156: Barn Quilt, 16" x 16" maximum size

Lot 157: Other Than Named

CLASS 17 – PAINTINGS, ANY SIZE

Lot 158: Oil Painting

Lot 159: Acrylic Painting

Lot 160: Water Color

Lot 161: Tempura

Lot 162: Pastels, Chalk, Mixed Media

Lot 163: Other Than Named

CLASS 18– DRAWING, ANY SIZE

Lot 164: Ink, Pencil, Charcoal, Scratchboard, Mixed Media, etc.

CLASS 19 – GRAPHIC ARTS, ANY SIZE

Lot 165: Etching, Lithography, Silk Screen, Engraving, Wood Cut

Lot 166: Printmaking, Paper

Marbling, Calligraphy, Stenciling

Lot 167: Creative Cards -computer generated

Lot 168: Digital Scrapbooking

CLASS 120 – SCULPTURE

Lot 169: Metal, wood, plastics, clay or any media that judge considers to be a sculpture.

CLASS 21 – ADULT COLORING, ANY SIZE

Please place in plastic sleeve

Lot 170: Abstract

Lot 171: Mandalas

Lot 172: Plants/Flowers

Lot 173: Animals

Lot 174: Patterns

Lot 175: Other Than Named

CRAFT DEPARTMENT

Exhibits must be completed after August 2018.

CLASS 22 – CERAMICS

Lot 176: Hand-Built - fired, any finish

Lot 177: Hand-Molded - clay, any finish

Lot 178: Greenware* - any finish

Lot 179: Bisque** (any finish)

*Judged on cleaning and finish.

**Judged on finish.

CLASS 23 – GLASS

Entries are done on colored or clear glass. Can be sandblasted, etched or other glass techniques.

Lot 180: Stained Glass

Lot 181: Painted Glass

Lot 182: Fused Glass

Lot 183: Other Than Named

CLASS 24 – HOLIDAY, ANY SIZE

Lot 184: Any craft using any holiday theme

CLASS 25 – BEADWORK

Lot 185: Jewelry - minimum 2 items

Lot 186: Hemp Jewelry - knotted

Lot 187: Accessories - purse, pouch, bag

Lot 188: Other Than Named

CLASS 26 – CREATIVE CRAFTS

Lot 189: Metal Craft - tin punch, etc.

Lot 190: String or Wire Art

Lot 191: Basket Weaving - reed or fabric

Lot 192: Leather

Lot 193: Decoupage

Lot 194: Stuffed Toy made from any fabric animals, dolls, etc.

Lot 195: Doll Wardrobe any size doll.

May display on doll or on display board, coat, hat, sports outfit, dress, pajamas, robe

Lot 196: Paint on Fabric - canvas shoes, sweatshirt, shirt, pants, tote bags, etc.

Lot 197: Other Than Named

CLASS 27 - PAPER CRAFTS

Lot 198: Paper Folding, Cutting or Quilling

Lot 199: Greeting Cards hand-made

Lot 200: Scrapbook Layout - two-page layout, one theme, any size paper. Must be in page protector, pages only to be judged, and no albums.

Lot 201: Other Than Named

CLASS 28 – RECYCLED

Must include a 'before' picture.

Lot 202: Furniture

Lot 203: Plastic

Lot 204: Glass

Lot 205: Cloth/Fabric

Lot 206: Other Than Named

CLASS 29 – WOOD CRAFTS

Lot 207: Small wood article purchased and finished by exhibitor. Examples: memory box, shelf, birdhouse kit



CULINARY DEPARTMENT

All items are to be exhibited on a paper plate or cardboard base enclosed in a Ziploc-type bag. All food items must be able to be served and stored at room temperature. **A recipe must accompany all culinary exhibits on a 3" X 5" recipe card.** Please note only a portion of each culinary exhibit will be put on display. Lesaffre/Red Star Yeast Corporation encourages youth and adults to enter their favorite recipe in the Breads Department. They will sponsor coupons for all contestants entering in any culinary class.

CLASS 30 – YEAST BREAD & ROLLS

Lot 208: Dinner Rolls - cloverleaf, parker house, finger rolls, hamburger buns - exhibit three
Lot 209: Yeast Bread any variety – exhibit 1 loaf
Lot 210: Yeast Bread no-knead batter - exhibit 1 loaf
Lot 211: Other Than Named

CLASS 31 – SWEET YEAST BREAD & ROLLS

Lot 212: Caramel Rolls no nuts - exhibit 3
Lot 213: Cinnamon Rolls - exhibit 3
Lot 214: Braided Tea Ring
Lot 215: Holiday Ethnic Bread
Lot 216: Coffee Cake
Lot 217: Raised Doughnuts -exhibit 3
Lot 218: Other Than Named

CLASS 32 - QUICK BREAD

Lot 219: Coffee Cake
Lot 220: Scones
Lot 221: Holiday Fruit Bread - using one or more fruits or nuts
Lot 222: Muffins any type -exhibit 3
Lot 223: Cake Doughnuts -exhibit 3
Lot 224: Non-Yeast Bread baked in bread loaf pan - example: banana, etc.
Lot 225: Other Than Named

CLASS 33 - BREAD MACHINE BREAD

Bread must be at least a one-pound loaf.
Lot 226: Any Variety
Lot 227: Dough Only - dinner rolls, cinnamon rolls, crescent rolls, raised doughnuts, exhibit 3

CLASS 34 - CAKES

8" round or square pan. No box mixes. No frosting on cakes.
Lot 228: Bundt Cake
Lot 229: Sponge, Chiffon, or Angel Food
Lot 230: Jelly Roll
Lot 231: Single Layer Cake - any flavor

CLASS 35 – COOKIES

Exhibit 3 in each lot.
Lot 232: Refrigerator
Lot 233: Dropped
Lot 234: Molded
Lot 235: Pressed
Lot 236: Rolled & Cut
Lot 237: Unbaked Cookie

CLASS 36 – BARS

May use nuts, chips or fruit. Exhibit 3 in each lot.
Lot 238: Brownies
Lot 239: Layer Bars baked
Lot 240: Unbaked Bars
Lot 241: Bars any variety

CLASS 37 - ETHNIC FOOD

A recipe and explanation of ethnic origin and tradition should accompany exhibits. Examples: Fattigmand, Julekaka, Kringla, Kuchen, Lefse, Rosettes, Stollen, Krumkake, Oriental, etc.
Lot 242: Nationality Food Exhibit

CLASS 38 - CANDY

Include name of candy on exhibit card. Must be homemade. Exhibit 6 pieces in each lot.
Lot 243: Fudge any variety
Lot 244: Mints
Lot 245: Caramels
Lot 246: Brittle any variety
Lot 247: Microwave Candy any type
Lot 248: Dipped Candy
Lot 249: Almond Bark any variety
Lot 250: Cereal Candy any variety

CLASS 39 - SOY BAKED GOODS

Exhibit must contain a soy product. **Recipe must have a minimum of one-half cup soy protein and/or combination.** Exhibit must be food safe when stored at room temperature. Recipe must accompany exhibit.
Lot 251: Cake
Lot 252: Bread
Lot 253: Muffin
Lot 254: Cookie/Bar

CLASS 40 – FOOD CREATIONS USING HONEY

Exhibit must contain honey. Exhibit must be food safe when stored at room temperature.
Lot 255: Cake one layer
Lot 256: Cookie or Bar - exhibit 3
Lot 257: Bread exhibit - 1 loaf

Lot 258: Muffins exhibit 3

CLASS 41 – GLUTEN FREE FOODS

Exhibit must be food safe when stored at room temperature.
Lot 259: Cake, one layer
Lot 260: Cookie or Bar - exhibit 3
Lot 261: Breads - exhibit 1 loaf
Lot 262: Muffins - exhibit 3
Lot 263: Other Than Named

CLASS 42 - CREATIVE MIX TRICKS

Convenience food prepared differently than original package directions. No frosting. Must be baked. Originality will be considered in judging. Food must be safe when stored at room temperature.
Lot 264: Using Cake Mix
Lot 265: Using Cookie Mix
Lot 266: Using Muffin Mix
Lot 267: Other Than Named



FLORICULTURE DEPARTMENT

All exhibits must be real flowers, vines and/or plants. No artificial material. Leave some foliage – do not remove all leaves on fresh flowers - only those that extend in the water. Exhibitor must bring unlabeled container for exhibit. Small, easily-tipped containers are not acceptable.

CLASS 43 - CUT FLOWERS

Lot 268: Flower Large - 1 stem - name of flower included on entry card
Lot 269: Flowers Other- 3 stems - name of flower included on entry card

CLASS 44 - ARRANGEMENTS

To be exhibited in artistic container, suitability of container to arrangement will be considered in judging. Small accessories permitted.
Lot 270: Roses - 5 or more
Lot 271: Bouquet - mixed varieties and colors - name of flowers on entry card
Lot 272: Bouquet - single variety and color - name of flower on entry card

CLASS 45 - HOUSE AND FLOWERING PLANTS

One (1) specimen per pot. Plant name to be included on entry card

Lot 273: House Plant - Any Variety

Lot 274: Hanging Flowering Pot

Lot 275: Other Flowering Plant

CLASS 46 - POTTED PLANTS FOLIAGE

One or more specimens in container.

Plant name to be included on entry card.

Lot 276: Potted Plant - Any Variety

Lot 277: Hanging Potted Foliage Plant

CLASS 47 – SUCCULENTS

Name of succulent variety to be included on entry card

Lot 278: Cactus

Lot 279: Other Succulents

Lot 280: Dish Garden, cactus and/or succulents - three to five varieties growing in a container suitable for an indoor arrangement.

CLASS 48 - COLLECTION OF PLANTS

Grown in one container. Plant names to be included on entry card.

Lot 281: Foliage Plants - 3 varieties

Lot 282: Hanging Basket - 3 to 5 varieties, blooming plants and colorful foliage

Lot 283: Terrarium - planted with one or more varieties for artistic effect

Lot 284: Stump or log gardens - two or more varieties, diameter of stump or log not to exceed 24 inches, must be self-supporting.

Lot 285: Mixed Patio Planter

CLASS 49– DRIED FLOWERS

Exhibit should be fully dry. Exhibits should be collected in a bundle and wrapped in florist's tissue. Exhibit may be dried by air, water or microwave. Glycerin, silica gel maybe used. Freeze-dry materials, artificial colors, sprays and dyes are not permitted. Flower name to be included on entry card.

Lot 286: Dried Flower - Any Variety

Lot 287: Potpourri - flower petals and leaves preserved for fragrant qualities, arranged in attractive container.

Lot 288: Dried Seed Head or Pressed Flower - collection of 3 to 10 varieties of flowers or leaves attractively displayed on a solid background in an 8"x10" standing photo frame.



FOOD PRESERVATION DEPARTMENT

Exhibits must be in standard clear glass jars: one-half pint, one pint, and one quart size as noted in the classes. Jelly, jam and preserves must be in standard one-half pint jars, sealed and processed. Exhibit one jar in each lot. ALL food preservation must be processed by boiling water bath or pressure canner. Method and time of processing must be placed on label on bottom of jar for judging. Processing times must follow USDA recommendations. Screw band ring should accompany exhibit. Jam, jelly and preserves will be opened for tasting. Exhibits must have been processed/preserved after August 2018. Refer to the USDA Complete Guide to Home Canning, 2015 Revision, Agriculture Information Bulletin No. 539 on the National Center for Home Food Preservation website, http://www.uga.edu/nchfp/publications/publications_usda.html.

CLASS 50 - CANNED AND PRESERVED FRUITS AND JUICES

Lot 289: Any food classified as fruit

CLASS 51 - CANNED AND PRESERVED VEGETABLES AND JUICES

Lot 290: Any food classified as a vegetable

CLASS 52 – PICKLES, RELISHES, SALSAS & SAUCES

Lot 291: Any variety

CLASS 53 – JAMS, JELLIES, PRESERVES AND BUTTERS

Lot 292: Any kind of berry, fruit or vegetable

CLASS 54 – DRIED FOODS

Lot 293: Fruit Leather - exhibit equivalent to ½ cup

Lot 294: Dried Fruit - exhibit ¼ cup

Lot 295: Dried Vegetables exhibit ¼ cup

Lot 296: Dried Herbs (1 oz. mostly leaves

Lot 297: Other Than Named

HORTICULTURE DEPARTMENT

Exhibit on a white paper plate.

CLASS 55 GARDEN VEGETABLES AND FRUITS

Lot 298: Apples any variety - exhibit 3 with stems

Lot 299: Snap Beans - pods should have one-fourth to one-half inch stems - exhibit 5 pods

Lot 300: Beets – 1 – 2 ½" diameter, do not remove tap root, trim tops to 1" - exhibit 3

Lot 301: Broccoli Head – 3" stalk, at least 6" long, exhibit 1 head

Lot 302: Cabbage do not remove wrapper leaves, one-fourth inch long stems, exhibit 1 head

Lot 303: Carrot, Medium - 4 to 6", do not remove tip or root, trim top to 1", exhibit 3

Lot 304: Carrot, Long – 6" and over, do not remove tip or root, trim top to 1", exhibit 3

Lot 305: Cauliflower - curd should be at least 4" in diameter, trim outer leaves around the curd, exhibit 1 head

Lot 306: Cucumber, Pickling - 3 to 6 inches long, leave stems, exhibit 3

Lot 307: Cucumber, Slicing - over 6 inches long; 2 inches in diameter, leave stems, exhibit 3

Lot 308: Eggplant - leave stems attached, 6 to 8 inches, exhibit 1

Lot 309: Honeydew Melon - exhibit 1

Lot 310: Kohlrabi stem removed 2" below ball, exhibit 3

Lot 311: Onions, Dry, White, Yellow or Red - do not remove outer scale, trim roots, and exhibit 3

Lot 312: Onions, Green bunching - tops are twisted and trimmed, exhibit 5

Lot 313: Peppers, Hot - any variety, small or long tapering, leave stems, trim to level of shoulder, exhibit 5

Lot 314: Peppers, Sweet - any variety, green, red or yellow; blocky or pointed type, leave stems on, trim to level of shoulder, exhibit 3

Lot 315: Potato, Red, Russet or Gold - exhibit 3

Lot 316: Potato, Sweet - exhibit 3

Lot 317: Pumpkin - exhibit 1

Lot 318: Squash Summer - including zucchini, stems trimmed to 1-2", exhibit 3

Lot 319: Squash Winter - stems trimmed to 1 to 2", exhibit 1

Lot 320: Sweet Corn include husk, cut 1" square window in husk to reveal well-filled kernels, trim top, exhibit 3

Lot 321: Tomato, Standard -remove stems, exhibit 3

Lot 322: Tomato, Cherry or Pear - remove stems, exhibit 5

- Lot 323:** Watermelon - stem attached, exhibit 1
Lot 324: Novelty Vegetable - naturally grown, unusual vegetable or any odd specimen
Lot 325: Other Than Named

CLASS 56: HEIRLOOM VEGETABLES

These plants are rich in history. Entries must include the background or history of the variety on a 3" x 5" card.

- Lot 326:** Heirloom Bean - stems attached - no broken ends - exhibit 3
Lot 327: Heirloom Carrot - tip attached trim top to 1/2", exhibit 3
Lot 328: Heirloom Corn include husk cut 1" square window in husk to reveal well-filled kernels, trim top, exhibit 1
Lot 329: Heirloom Potato - exhibit 1
Lot 330: Heirloom Tomato -remove stem, exhibit 3

CLASS 57 - HERBS

Herbs are exhibited in plant form. To make an attractive exhibit, more than one specimen of herb may be planted in pot.

- Lot 331:** Herb Plant Single Any Variety - write common name on entry tag
Lot 332: Kitchen Collection – 3 to 6 herbs to enhance cooking, write common names on entry tag. If unknown, then write "unknown" on entry tag



CLASS 58 - GARDEN CRAFTS

Gardeners today incorporate more than just plants. Modern horticulture must also draw knowledge from related fields. Garden crafts include a variety of interests that help gardeners grow along with their gardens. Exhibits completed after August 2018.

- Lot 333:** Bird Feeder - dimensions should be correct for actual use and outdoor sturdy, indicate species of bird on entry tag

- Lot 334:** Wildlife House - house for birds, bats, bees, butterflies, ladybugs, toads; dimensions should be correct for actual use and outdoor sturdy, indicate species of wildlife on entry tag

Lot 335: Fairy Garden – create miniature landscape in a single container

- Lot 336:** Any Garden Craft Not Listed above

NEEDLEWORK DEPARTMENT

All articles should be displayed in a clear plastic bag. Exhibits must be completed after August 2018.

CLASS 59 - CREWEL AND / OR EMBROIDERY

- Lot 337:** Wall Hanging - any size - ready to hang
Lot 338: Picture - any size ready to hang
Lot 339: Pillow
Lot 340: Other Than Named

CLASS 60 - COUNTED STITCH EMBROIDERY

- Lot 341:** Picture - any size, ready to hang
Lot 342: Garment Accessory - belt, purse, etc.
Lot 343: Pillow
Lot 344: Other Than Named

CLASS 61 - NEEDLEWORK EXTRAS

- Lot 345:** Tatting (lace making)
Lot 346: Appliqued Article
Lot 347: Macramé Items
Lot 348: Weaving Items
Lot 349: Machine Embroidery / Decoration
Lot 350: Other Than Named

CLASS 62 - AFGHANS

- Lot 351:** Crocheted any pattern
Lot 352: Knitted any pattern
Lot 353: Woven any pattern
Lot 354: Loom any pattern
Lot 355: Lap Robe any design

CLASS 63 - CROCHETING

- Lot 356:** Novelty potholders, holiday items, garment accessory
Lot 357: Table Linens any size
Lot 358: Coat, Sweater, Shawl, Vest, Poncho
Lot 359: Doily any size
Lot 360: Pillow
Lot 361: Baby Blanket
Lot 362: Other Than Named

CLASS 64 - NEEDLEPOINT

- Lot 363:** Wall Hanging any size
Lot 364: Pillow
Lot 365: Accessories belt, purse, glasses case, cell phone case
Lot 366: Other Than Named

CLASS 65 - KNITTING

- Lot 367:** Mittens, slippers, hat, scarves, garment accessory may exhibit two of each item using different pattern
Lot 368: Child or Infant Sweater
Lot 369: Poncho, Vest, Shawl, Coat
Lot 370: Other Than Named



PHOTOGRAPHY DEPARTMENT

Photo sizes for all classes are one 8 x 10 photo mounted on foam board. All photographs must be mounted not matted. Photos in all classes must be mounted on 10 x 14 white foam board only. Photos can be mounted either vertically (portrait) or horizontally (landscape). Photography entries on tag board, poster board or cardstock will not be accepted. White border on photos should be removed, straight cut edges. No framed or matted photographs will be accepted. Photographs taken after August 2018 for all classes.

Foam board is available at the Clay County Extension Office for \$1.00/board. Checks payable to Clay County 4-H Leaders Association or bring correct amount of cash.

CLASS 66 – BLACK AND WHITE

- Lot 371:** Scenic/Natural Scenes city/townscapes, nightscapes, skyscapes, sunrises, sunsets, waterscapes such as rivers, lakes, ocean, and landscapes such as mountains and prairies.
Lot 372: People - posed portraits, candid adult or children photographs and photographs of people in sports.
Lot 373: Animals - pets, farm animals, zoo animals, wild animals
Lot 374: Birds, insects, fish or marine animals

- Lot 375:** Plants - growing plants, trees, fungi or farm crops
Lot 376: Flowers - wild or domestic
Lot 377: Architectural buildings, bridges, man-made structures, dams, towers, etc.
Lot 378: Clay County's Hidden Beauty
Lot 379: Military or Patriotic
Lot 380: Other Than Named

CLASS 67 - COLOR

Lot 381: Scenic/Natural Scenes - city/townscapes, nightscapes, skyscapes, sunrises, sunsets, waterscapes such as rivers, lakes, ocean, and landscapes such as mountains and prairies

- Lot 382:** People - posed portraits, candid adult or children photographs and photographs of people in sports
Lot 383: Animals - pets, farm animals, zoo animals, wild animals
Lot 384: Birds, insects, fish or marine animals
Lot 385: Plants - rowing plants, trees, fungi or farm crops
Lot 386: Flowers - wild or domestic
Lot 387: Architectural buildings, bridges, man-made structures, dams, towers, etc.
Lot 388: Clay County's Hidden Beauty
Lot 389: Military or Patriotic
Lot 390: Other Than Named

CLASS 68 - SPECIAL TECHNIQUES

Photos obviously photo-shopped and edited for content beyond normal straight-out-of-the-camera photographs.
Lot 391: Black & White
Lot 392: Color

QUILTING DEPARTMENT

All articles should be displayed in a clear plastic bag. **Quilt pattern name should be listed on entry card.** Exhibits must be completed after August 2018.

CLASS 69 - HAND PIECED AND QUILTED BY EXHIBITOR, ANY SIZE

Lot 393: Pieced, Appliqued or Embroidered, etc.

CLASS 70 - MACHINE PIECED AND QUILTED BY EXHIBITOR, ANY SIZE

Lot 394: Pieced, Appliqued, Embroidered, etc.

CLASS 71 - COMBINATION

- Lot 395:** Hand Pieced, Machine Quilted
Lot 396: Machine Pieced, Hand Quilted
Lot 397: Hand Embroidered, Appliqued and Machine Quilted
Lot 398: Machine Embroidered, Appliqued and Hand Quilted

CLASS 72 - MADE BY EXHIBITOR, QUILTED BY ANOTHER PERSON, ANY SIZE

- Lot 399:** Hand Pieced, Appliqued, Embroidered, etc.
Lot 400: Machine Pieced Appliqued, Embroidered, etc.

CLASS 73 - QUILTING CREATIONS

- Lot 401:** Pillow
Lot 402: Recycled Quilts - t-shirts or neck tie quilts
Lot 403: Baby or Lap Item
Lot 404: Quilted Wall Hanging
Lot 405: Other Than Named

SEWING FOR FUN DEPARTMENT

Let's make sewing fun as you learn. Items will be judged on overall appearance of clothing construction.

Garments in lots 406 and 407 will be part of the 4-H Fashion Revue Show held on Saturday, August 11 at 4 pm on the street stage. Exhibits must be completed after August 2018. **Entry form is on last page of this booklet. Please attach to entry card.**

CLASS 74

Lot 406: Any item sewn by an adult for any age wearer

CLASS 75

Lot 407: Any item sewn by a youth for any age wearer

CLASS 76

Lot 408: Pillowcase Dress for Charity. Dresses will be kept after fair and donated. **Pattern at back of this book.**
Lot 409: Other than named

WOOD DEPARTMENT

Exhibits must be completed after August 2018

CLASS 77 - WOOD

- Lot 410:** Furniture item constructed and unfinished
Lot 411: Furniture constructed and finished
Lot 412: Wood Article - Not constructed by exhibitor but finished by exhibitor
Lot 413: Wood Article -constructed and finished by exhibitor
Lot 414: Wood Carving - realistic, caricature, relief carving, chip

For the most up-to-date fair schedule, go to the Clay County Fair website at www.claycountyfair.net.

Entries in contest below are auctioned off the evening of Saturday, August 10.
Monies raised are donated to the Clay County Youth Trust Scholarship Fund

FRUIT PIE CONTEST

1. Pies must be baked at home and brought to the 4-H Center on Saturday, August 10 between Noon and 1 pm.
2. Entries in all lots must be the work of the exhibitor.
3. Please specify Adult or Youth by adding A or Y to lot number.
4. All entries must be baked in a nine-inch or larger DISPOSABLE pie plate.
5. Pies and pie plates will NOT be returned to exhibitor.
6. Pies must be a single, double, or lattice crust. Crusts must be homemade.
7. The pie and crust recipes, typewritten or neatly printed on a 5" x 8" card must accompany all pie entries.
8. No cream pies – no eggs in pie with the exception of pecan pie.
9. All pies will be auctioned off on Saturday, August 10. Proceeds will go to the Clay County Youth Trust Scholarship Fund which benefits all Clay County youth.
10. First, second and third place winners will receive \$15, \$10 and \$5 cash prizes, respectively.

CLASS 81 - FRUIT PIE

Lot 415: Cherry

Lot 416: Apple

Lot 417: Pecan

Lot 418: Fresh Peach

Lot 419: Rhubarb

Lot 420: Berry (1 fruit)

Lot 421: Berry Combination

Lot 422: Hand Pies – **Junior**

Division only. Seven entered with one for judges. Hand pies have filling completely enclosed in crust. Mini pies are not a hand pie.

Lot 423: Other Than Named

AMATEUR DECORATED CAKE CONTEST

1. Cakes must be made at home and brought to the 4-H Center on Saturday, August 10 between Noon and 1 pm.
2. Open to anyone who has never received money for a decorated cake.
3. Box cake mixes are acceptable.
4. Only decorating will be judged and should be original work of exhibitor. Accessories (plastic figures, etc) are permitted.
5. Cupcakes entries should be a **Bakers dozen (13).**
5. Entries must be on a disposable base not exceeding 20" x 20" (bases will not be returned to exhibitor)
6. All cakes will be auctioned off on Saturday, August 10. Proceeds will go to the Clay County Youth Trust Scholarship Fund which benefits all Clay County youth.
7. First, second and third place prizes sponsored by Wilton Enterprises Inc.

CLASS 82 – DECORATED CAKE

Lot 424: Adult Decorated Cake

Lot 425: Youth Decorated Cake

Lot 426: Junior Division Decorated Cupcakes

Lot 427: Decorated Cupcakes

HOMEMADE COOKIE CONTEST

1. Cookies must be made at home and brought to the 4-H Center on Saturday, August 10 between Noon to 1 pm.
2. Entries must be the work of the exhibitor.
3. Cookies will be judged on eye appeal and taste.
4. Each lot plate (except Lot 433) to have at least 2 varieties of one dozen cookies each and one of each variety for judging.
5. Entries must be on a disposable plate or cardboard base.
6. Cookies and plates will not be returned to exhibitor.
7. Cookie recipes are to be typewritten or neatly printed on a 5" x 8" card and must accompany all cookie entries.
8. All cookie plates will be auctioned off on Saturday, August 10. Proceeds will go to the Clay County Youth Trust Scholarship Fund which benefits all Clay County youth.
9. First, second and third place winners will receive \$15, \$10 and \$5 cash prizes, respectively.

CLASS 83 – HOMEMADE COOKIES

Lot 428: Drop

Lot 429: Molded

Lot 430: Refrigerated

Lot 431: Pressed or Spritz

Lot 432: Rolled or Cut Out

Lot 433: Fancy Cookie Assortment - 15 cookies on tray with 5 each of 3 different varieties with one of each variety for judges

SEWING FOR FUN NARRATIVE FORM
(to be attached to entry card)

Class _____ Lot _____

Outfit sewn by _____

Pattern Company and Pattern Number _____

Will this outfit be modeled by you or another person? Myself _____ Another person _____ If another person, list person's name and age _____

Write a description of the outfit to be modeled as you would like read during the Fashion Revue public show. Include any special features about the outfit.

What accessories complete your outfit? _____

Hobbies or current activities _____

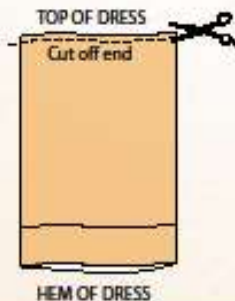


Pillow Case Dress Instructions

"We're not just sending dresses, we're sending hope!"

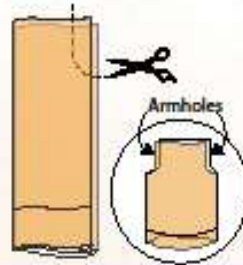
1

Cut off the sewn end of the pillowcase.



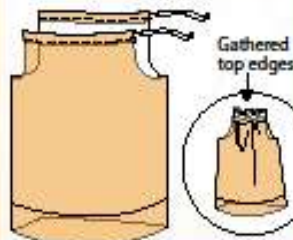
2

Fold pillowcase in half and cut armholes. Cut through all thicknesses, about 4 inches down and 2 inches in.



3

Fold down the top about 3/8" at the front and the back. Edgestitch to make a casing. Slide 6 inches of 1/4" elastic through to cause it to gather in the front and repeat for the back.



4

Cut two 38-inch lengths of double-fold bias tape for armholes. Fold each in half and stitch along armholes, leaving extra at the top to tie dress at the shoulders. Trim is optional.



Simple patterns CHANGING LIVES

*Donations and finished dresses
can be sent to:*

Little Dresses for Africa
24614 Curtis Drive
Brownstown, MI 48134
734-637-9064

Thank you for your help with Little Dresses for Africa.
Together, we can make a difference...
one little dress at a time.

Mulungu akudalitseni!
God bless your good works!

Please size dresses before sending!

- **Small:** 2, 3, 4 (16-22 inches)
- **Medium:** 5, 6, 7 (24-28 inches)
- **Large:** 8, 9, 10 (30-34 inches)
- **XLarge:** Anything over 35 inches long or a simple skirt with elastic is also great!
- **Boys shorts** needed up to size 12

Any simple dress or shorts pattern is fine to use.

Please avoid straight pins, buttons, and zippers!

If you would like a confirmation that your box was received please include a note with your e-mail address, or a self-addressed, stamped envelope. Allow 2 to 3 weeks for a response.

For information on how to get involved, please contact Rachel O'Neill at 734-637-9064.

Illustrations by Martha Thierry/Detroit Free Press

www.littledressesforafrica.org

Rev. 5/2016