



Optimize loadout, track productivity and prevent overloading

LOADRITE Wheel Loader Scales

The LOADRITE Advantage



Site and fleet managers want to achieve maximum value from existing equipment by utilizing it in the most efficient manner. The key to making effective decisions is having the right information available. LOADRITE loader scales are more than just an onboard scale. They provide an easy way to capture information on your loading process right where it takes place - on the loader.

Superior weighing technology for consistency

LOADRITE rotary position sensor continuously monitors boom position over the entire lift allowing multiple measurement points. Multi-point weighing allows variations in weights calculated to be averaged out or even discarded if outside tolerance levels. These variances can be caused by inexperienced operators or weighing on rough ground. Legal for Trade upgrade option, allows you to legally sell product direct from your loader, which saves money and facilitates easy invoicing by effectively transforming the loader into a mobile scale house (weighbridge); especially valuable for mobile or remote sites. Available in selected markets, including Europe, Canada, Australia, New Zealand, South Africa. Not available in the USA.

Simpler user interface for easier operation

The LOADRITE screen display is uncluttered and only relays pertinent information to the operator when required. This enables the operator to concentrate on what they do best without unnecessary distraction: loading trucks.

Active Tip Off to optimize truck loading

The Active Tip Off feature allows the loader operator to adjust the last bucket load at any height. This is possible due to the LOADRITE rotary position sensor which allows the scales to compensate for boom position.

Customer-centric and machine-centric

InsignHQ (web based) and Materials Management System (for PC) reporting platforms are specifically designed for loading and quarrying operations. LOADRITE can track the stockpile inventory levels and loader tasks (e.g. stockpiling vs. loadout, when using data fields). LOADRITE reports on key metrics of their quarry operation - pit processing, and loadout, empower quarry managers to optimize their production, not just a scales on a loader.

Trusted weighing specialist

Since 1979, LOADRITE scales have been recognized as the industry leader for loader scales worldwide. Because of the LOADRITE reputation for product quality, superior service and support, major aggregate producers established their standard operation procedures around LOADRITE scales. Top manufacturers refer to LOADRITE as their preferred scale option for mixed fleets.



LOADRITE WHEEL LOADER PRODUCT RANGE:



Three year parts and one year service warranty



One year parts and one year service warranty.

L2180

The LOADRITE L2180 is the world's most popular loader scale model. It offers an accurate and consistent payload measurement every time. Consistent weighing performance is just as important as accuracy to efficient loading operation. The L2180 delivers the next dimension of consistent weighing performance.

L2150

The L2150 is a user-friendly weighing system designed to be easy to use with fast access to menus and data. So that all your trucks will be loaded to the right weight first time. Data entry and logging features allow you to monitor the efficiency and productivity of any front end loader operation.

The world leader in onboard weighing

LOADRITE LEADS THE WAY

- ▶ Trimble LOADRITE has been the leader in the field of payload weighing and measurement since 1979
- ▶ LOADRITE onboard scales ensure optimal loading and quality data for productivity analysis
- ▶ LOADRITE systems are installed on wheel loaders, excavators, conveyor belts and other equipment across a range of industries—construction, aggregate, mining, waste management, and more
- ▶ LOADRITE systems are installed and supported worldwide and are now part of the portfolio of site wide productivity solutions from Trimble

The accuracy you can expect from a LOADRITE weighing system is demonstrated by “Legal for Trade” approval in many countries around the world.



What can loader scales bring to your business?

Increase productivity

- ▶ Prevent truck turnarounds at the weighbridge, reducing cycle times
- ▶ Sell more product without adding equipment or personnel
- ▶ Achieve consistent loading from machine operators, regardless of experience

Improve profits

- ▶ Eliminate double handling of material by loading right first time
- ▶ Avoid overload fines by ensuring trucks are loaded to the correct value
- ▶ Reduce haulage costs by avoiding unnecessary trips caused by under loading

Control costs

- ▶ Minimise fuel usage of loaders and trucks and maximise tonnes per litre
- ▶ Maximise the utilisation of the machinery already on site by identifying unused capacity

Benchmark operator productivity

- ▶ Benchmark operator performance/efficiency
- ▶ Improve overall equipment effectiveness
- ▶ Monitor reasons for delays

Process improvement

- ▶ Track individual machine utilisation
- ▶ Know inventory and stock levels
- ▶ Monitor machine stress to schedule preventative maintenance



HOW IT WORKS



1. Pressure Transducers: The pressure transducers connect to the loader's hydraulic system. They sense the hydraulic pressure in the lift cylinders as the load is lifted.
2. Triggers: Triggers offer precision sensing throughout the lift cycle to ensure reliable and repeatable dynamic weighing.
3. Indicator: Rugged design and programmed with proprietary weighing software, the LOADRITE indicator provides an intuitive interface to the weighing system.
4. Slope Compensation Kit: Specially designed to compensate for ground slope and enable the indicator to deliver superior accuracy on uneven ground (optional).
5. Printer: See your site's productivity with the ruggedized printer providing hard copy receipts for printing of daily and weekly productivity and performance reports (optional).
6. Data Communication: Data communication solutions including data module, WiFi, radio, or 3G modem with GPS. The 3G modem with GPS option connects the scale to InsightHQ reporting portal so that you can check your site productivity and performance at anytime and anywhere. (optional).

Reporting solutions

With the LOADRITE loader scales tracking your tonnes per hour, cycle times, and total tonnage moved has never been easier. Track productivity data from your LOADRITE equipment to an in-cab printer, MMS for your PC, Visionlink, or to your mobile device using InsightHQ.

Data can be sent direct from mobile equipment to LOADRITE's online reporting platform, InsightHQ, using either cellular modem, WiFi, radio, or a combination of these options. InsightHQ provides visibility to respond to issues, optimize productivity, availability and performance in real time.

LOADRITE loader scales are also fully compatible with Trimble's powerful PC-based Material Management System (MMS), which features customizable reporting and advanced data management designed to meet the needs of your ever changing business.

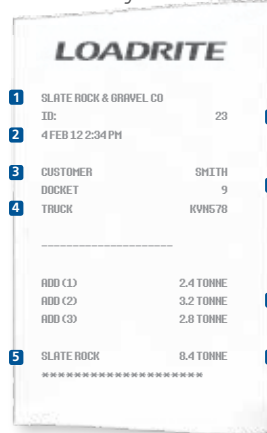
PRINTER: LP930/LP950 (OPTIONAL)

Time stamped and dated hard copies of payload information printed either in the cab or in the office.



Printers provide single or duplicate tickets for a range of data including

- ▶ Daily product totals
- ▶ Daily customer totals
- ▶ Daily truck totals
- ▶ Summary/detailed customized data



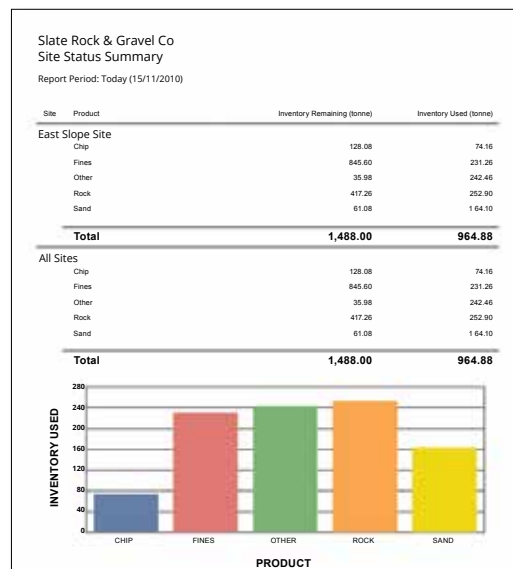
- 1 Company name
- 2 Date and time
- 3 Customer name
- 4 Truck ID
- 5 Product name
- 6 Vehicle ID
- 7 Docket ID
- 8 Payload weights
- 9 Total truck load weight (lb, ton, kg, tonne)

SOFTWARE: MATERIAL MANAGEMENT SYSTEM (MMS) (OPTIONAL)

The LOADRITE MMS brings data from mobile equipment into management information reporting designed specifically for the needs of your business.

A powerful combination of highly accurate LOADRITE onboard scales, an array of data-communication options, and easy-to-use reporting software bring this information to your fingertips.

The result is a range of intuitive reports used to monitor productivity, stock movement and machine utilisation.





WEB: INSIGHTHQ

InsightHQ is quarry management portal for your web browser or mobile device. It shows near real time productivity, availability, machine and material location via performance dashboards and reports.

InsightHQ provides visibility to respond to issues, optimize productivity, availability and performance in real time. It provides access to live reports at your fingertips, with totals for each customer, product and machine. To view changes over time, you can adjust reports to suit either the shift, day, week, month or year.

Now with LOADRITE you can understand productivity, act immediately and see improvements during the shift, no more waiting to get back to the office.

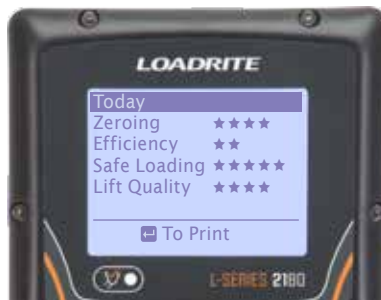


IN CAB: PERFORMANCE METRICS

Trimble introduces a new range of metrics to empower the operator to perform. These metrics help the operator improve accuracy and efficiency each day, compare with personal bests and provide a real-time star rating. Metrics cover loading accuracy, consistency, safety to encourage operators to monitor performance and improve.




In-cab metrics feedback to the operator during the shift



Operators are given a rating to quickly understand performance



Performance data is stored to allow the operator to compare performance vs. previous, average and best shift



Trimble: Transforming the Way the World Works

Trimble provides the tools and support for the extraction, processing, loadout, distribution phases of quarry production information for more efficient operations and higher profits. Contact your local dealer today to learn how easy it is to utilize technology that makes significant improvements to the aggregates workflow, optimize production, improve efficiency and lower your operating costs.



YOUR TRIMBLE LOADRITE PROVIDER

Trimble Loadrite Auckland Ltd.
45 Patiki Road, Avondale, Auckland 1026
PO Box 19623, Avondale, Auckland 1746
New Zealand
Tel: +64 9 820 7720
Fax: +64 9 820 7721
info@loadritescales.com
www.loadritescales.com

