



**ZYBEK  
SPORTS**

# Zybek Sports Standardized Athlete Test (SAT®) Results



**Ronald Zipper**

**Zybek Sports SAT® ID:**  
379166\_Ronald\_Zipper

**LB**

**2023**

**Height:** 6 ft 4 in.  
**Weight:** 175 lbs  
**Wing Span:** 72  
**Hand Size:** 9.25  
**Reach Height:** 93

**Event**  
**NC22**

11/6/2021

## Ronald Zipper - Zybek Sports SAT® Performance Results

	10 Yard	20 Yard	40 Yard	20 YD Shuttle Split	20 YD Shuttle	3 Cone Drill	Vertical Jump	Broad Jump
	<b>1.879</b>	<b>3.119</b>	<b>5.470</b>	<b>2.553</b>	<b>4.706</b>		<b>25.91</b>	<b>98</b>
	Seconds	Seconds	Seconds	Seconds	Seconds	Seconds	Inches	Inches

## Zybek Sports SAT® Comparison and Targets for Ronald Zipper

### Average Performance Measures From Zybek Sports SAT® for 2023 LB athletes:

10 YD Dash	20 YD Dash	40 YD Dash	ProAgility Split	ProAgility	3 Cone Drill	Vertical Jump	Broad Jump
<b>2.003</b>	<b>3.380</b>	<b>5.875</b>	<b>2.633</b>	<b>4.934</b>	<b>8.753</b>	<b>21.8</b>	<b>84</b>

### How Ronald Zipper compares to other 2023 LB

0.124 above average	0.261 above average	0.405 above average	0.08 above average	0.228 above average		4.1 inches above average	14 inches above average
---------------------	---------------------	---------------------	--------------------	---------------------	--	--------------------------	-------------------------

### Where Ronald Zipper needs to be next year: Average Performance Measures for 2022 Athletes:

10 YD Dash	20 YD Dash	40 YD Dash	ProAgility Split	ProAgility	3 Cone Drill	Vertical Jump	Broad Jump
<b>1.889</b>	<b>3.130</b>	<b>5.440</b>	<b>2.531</b>	<b>4.837</b>	<b>8.666</b>	<b>23.2</b>	<b>93.6</b>

### What Ronald Zipper needs to do by next year:

Is already 0.01 above average	Is already 0.011 above average	Needs to be 0.03 Faster	Be 0.022 Faster next year	Is already 0.131 above average		Is already 2.7 inches above average	Is already 4 inches above average
-------------------------------	--------------------------------	-------------------------	---------------------------	--------------------------------	--	-------------------------------------	-----------------------------------

### Average performance measures for college athletes - LB position

10 YD Dash	20 YD Dash	40 YD Dash	ProAgility Split	ProAgility	3 Cone Drill	Vertical Jump	Broad Jump
<b>1.762</b>	<b>2.887</b>	<b>4.971</b>	<b>2.336</b>	<b>4.463</b>	<b>8.005</b>	<b>30.0</b>	<b>110.5</b>

### Ronald Zipper needs to do this to be in average performance on the Zybek Sports SAT® by College:

Needs to be 0.117 faster	Needs to be 0.232 faster	Needs to be 0.499 faster	Be 0.217 faster by college	Be 0.243 faster by college		Jump 4.1 inches higher by college	Jump 12 inches further by college
--------------------------	--------------------------	--------------------------	----------------------------	----------------------------	--	-----------------------------------	-----------------------------------

IT'S ON YOU®

**ZYBEK  
Sports**



## Zybek Sports SAT® 2020-2021 Information and Rank for Ronald Zipper

Grade	Grad Year	Group Size
12	2021	3987
11	2022	4346
10	2023	3400
9	2024	1981
8	2025	1404
7	2026	1026
6	2027	728
5	2028	674
4	2029	560
3	2030	441
2	2031	371
1	2032	258

Numbers by graduation

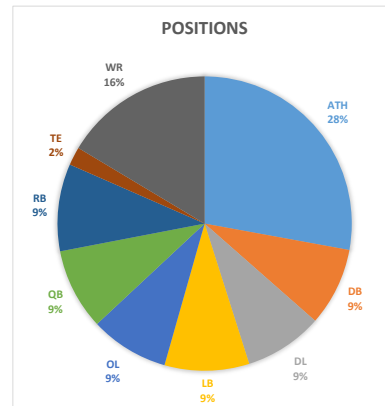
Numbers by Position	ATH	3801
	DB	1174
	DL	1175
	LB	1269
	OL	1179
	QB	1218
	RB	1308
	TE	275
WR	2238	
13,637		

### Details for LB position group for Ronald Zipper Average for LBs tested in 20/21

Grad. Year	Number	Height	Reach Height	Grade
2021	303	71.8	92.2	College
2022	302	71.8	91.6	12
2023	233	71.2	91.6	11
2024	136	70.2	90.4	10
2025	66	68.7	87.9	9
2026	49	66.9	85.6	8
2027	37	64.5	82.9	7
2028	20	60.1	76.2	6
2029	13	56.9	71.8	5
2030	10	55.7	75.9	4
2031	14	51.4	74.5	3

### Averages for LB position group:

40 Yard	5.442 sec.	ProAgility	4.817 sec.
20 Yard	3.128 sec.	ProAgility Split	2.531 sec.
10 Yard	1.887 sec.	Broad Jump	97.67 in.
3-Cone	8.102 sec.	Vertical Jump	24.97 in.



## Zybek Sports Rank and Recommendations for Ronald Zipper

Compared to **13,637** Athletes tested 2020/2021

	10 YD Dash	20 YD Dash	40 YD Dash	ProAgility Split	ProAgility	3 Cone Drill	Vertical Jump	Broad Jump
<b>Sample size</b>	16447	16297	16646	15292	15436	11419	12716	16055
<b>Rank</b>	<b>7774</b>	<b>8017</b>	<b>8804</b>	<b>7548</b>	<b>5567</b>		<b>4321</b>	<b>5666</b>
<b>Percentage</b>	<b>52.7%</b>	<b>50.8%</b>	<b>47.1%</b>	<b>50.6%</b>	<b>63.9%</b>		<b>66.0%</b>	<b>64.7%</b>

Compared to **1,404** Athletes graduating in 2023 tested 2020/2021

	10 YD Dash	20 YD Dash	40 YD Dash	ProAgility Split	ProAgility	3 Cone Drill	Vertical Jump	Broad Jump
<b>Sample size</b>	1196	1166	1199	1151	1187	890	1006	1200
<b>Rank</b>	<b>395</b>	<b>391</b>	<b>397</b>	<b>314</b>	<b>178</b>		<b>119</b>	<b>130</b>
<b>Percentage</b>	<b>67.0%</b>	<b>66.5%</b>	<b>66.9%</b>	<b>72.7%</b>	<b>85.0%</b>		<b>88.2%</b>	<b>89.2%</b>

Compared to **1,218** LBs tested 2020 / 2021

	10 YD Dash	20 YD Dash	40 YD Dash	ProAgility Split	ProAgility	3 Cone Drill	Vertical Jump	Broad Jump
<b>Sample size</b>	968	961	972	956	960	591	797	994
<b>Rank</b>	<b>558</b>	<b>616</b>	<b>675</b>	<b>599</b>	<b>442</b>		<b>321</b>	<b>562</b>
<b>Percentage</b>	<b>42.4%</b>	<b>35.9%</b>	<b>30.6%</b>	<b>37.3%</b>	<b>54.0%</b>		<b>59.7%</b>	<b>43.5%</b>

Compared to **66** all 2023 LB athletes tested 2020 / 2021

	10 YD Dash	20 YD Dash	40 YD Dash	ProAgility Split	ProAgility	3 Cone Drill	Vertical Jump	Broad Jump
<b>Sample size</b>	56	56	56	56	56	35	51	58
<b>Rank</b>	<b>26</b>	<b>27</b>	<b>28</b>	<b>19</b>	<b>12</b>		<b>6</b>	<b>17</b>
<b>Percentage</b>	<b>53.6%</b>	<b>51.8%</b>	<b>50.0%</b>	<b>66.1%</b>	<b>78.6%</b>		<b>88.2%</b>	<b>70.7%</b>

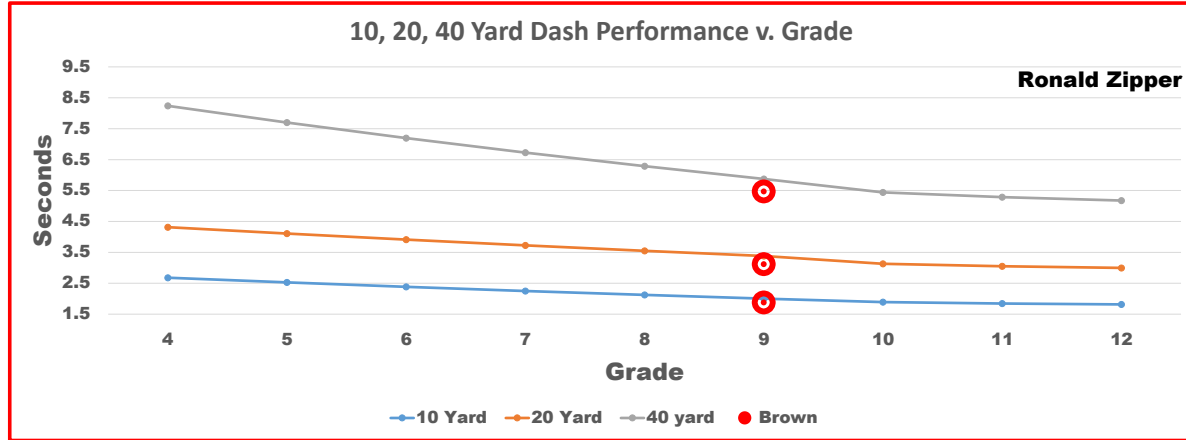
### Recommendations for Ronald Zipper

	10 YD Dash	20 YD Dash	40 YD Dash	ProAgility Split	ProAgility	3 Cone Drill	Vertical Jump	Broad Jump
<b>Current Performance</b>	<b>1.879</b>	<b>3.119</b>	<b>5.470</b>	<b>2.553</b>	<b>4.706</b>		<b>25.91</b>	<b>98</b>
<b>Suggested Target</b>	<b>1.879</b>	<b>3.057</b>	<b>5.251</b>	<b>2.425</b>	<b>4.659</b>		<b>26.4</b>	<b>100.0</b>
<b>Improvement</b>	<b>Malntain</b>	<b>0.062</b>	<b>0.219</b>	<b>0.128</b>	<b>0.047</b>		<b>0.518</b>	<b>2.0</b>

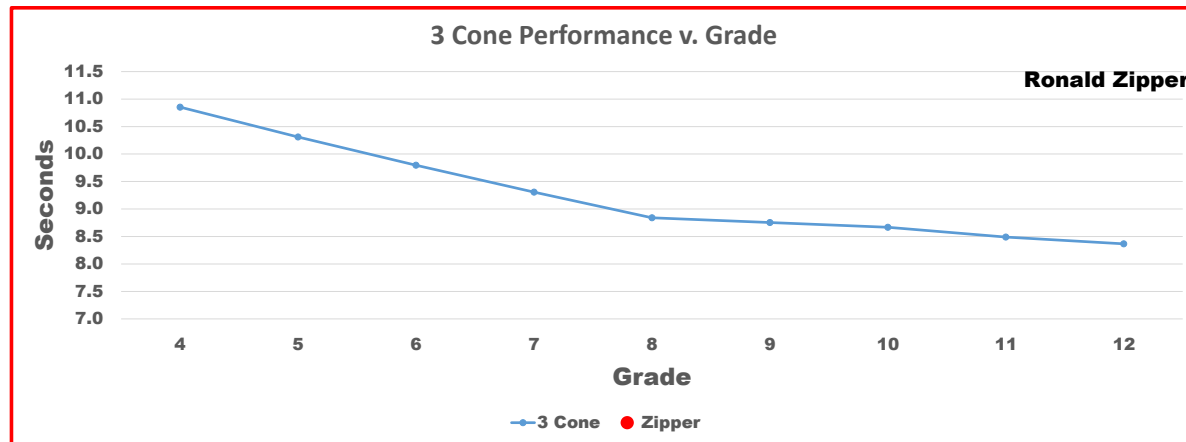


Zybek Sports SAT® Comparison and Targets for Ronald Zipper

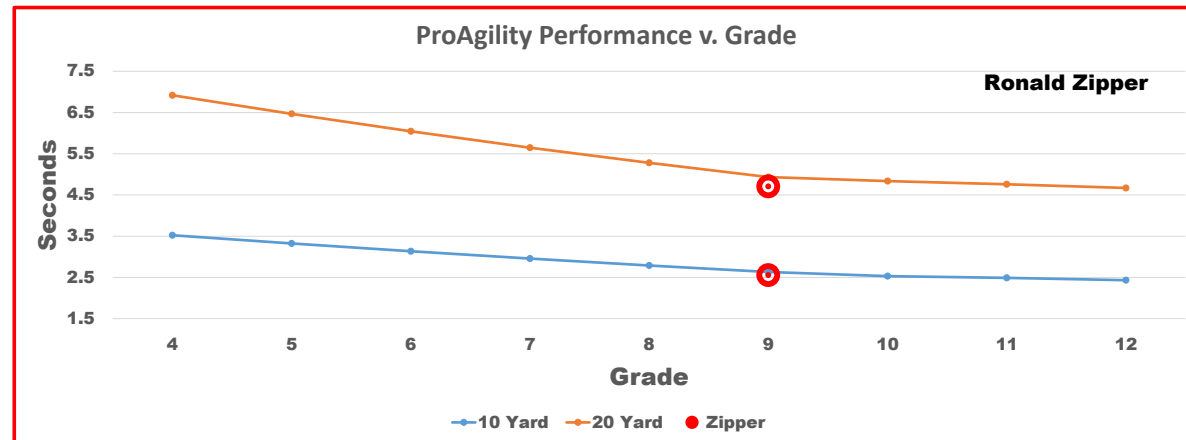
This graph illustrates how Ronald Zipper compares to the other LBs in the 40 yard dash by grade



This graph illustrates how Ronald Zipper compares to the other LBs in the 3-Cone by grade



This graph illustrates how Ronald Zipper compares to the other LBs in the ProAgility by grade



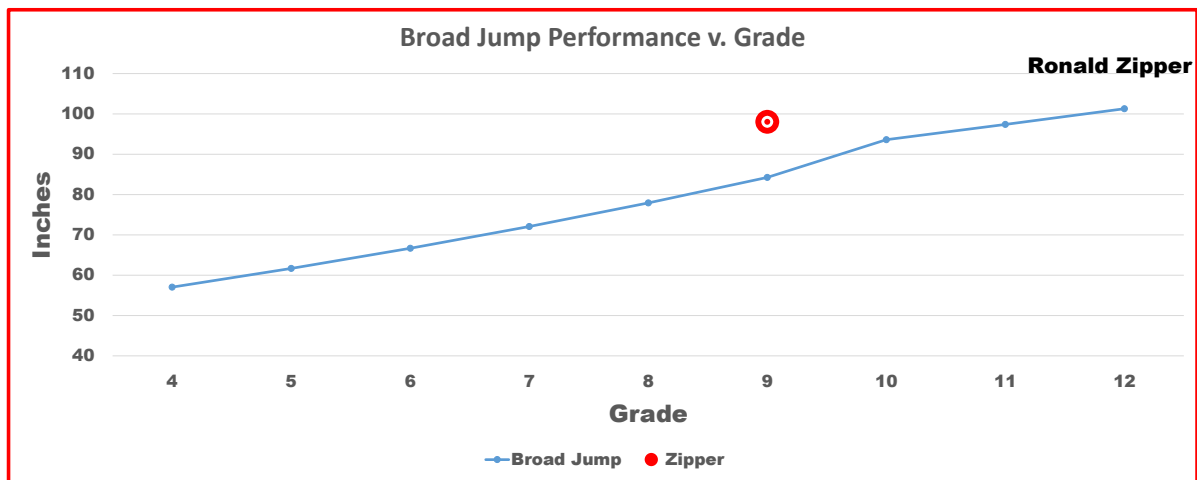


**ZYBEK Sports**

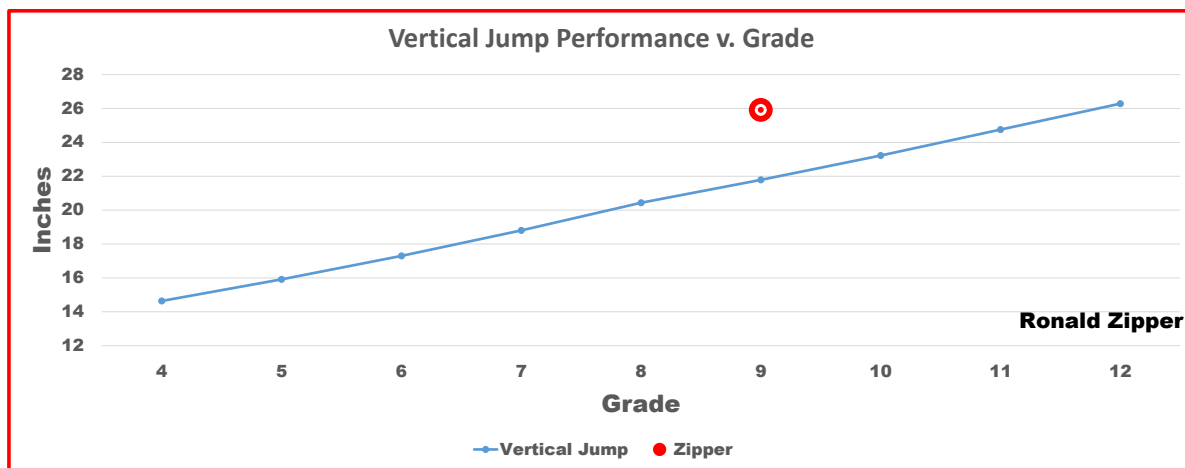
**IT'S ON YOU<sup>®</sup>**

### SAT<sup>®</sup> Comparison and Targets for Ronald Zipper

This graph illustrates how Ronald Zipper compares to the other LBs in the Broad Jump by grade



This graph illustrates how Ronald Zipper compares to the other LBs in the Vertical Jump by grade



# Athlete Performance



**Ronald Zipper**

**Sample High School**

**Position: LB**

**Graduation: 2023**

**SAT®**

## It's On You®

**Athlete ID**

367166\_Ronald\_Zipper

**Height: 6 ft 4 In.**

**Weight: 175 lbs**

**Hand Size: 9.25 In.**

**Reach Height: 93 In**

**Wing Span: 72.25 In.**

## Performance Results

	Full Electronic	Estimated Hand Start	
<b>40 Yard</b>	<b>5.470</b>	<b>5.385</b>	<b>Seconds</b>
<b>20 Yard</b>	<b>3.119</b>	<b>3.034</b>	
<b>10 Yard</b>	<b>1.879</b>	<b>1.794</b>	
<b>ProAgility</b>	<b>4.706</b>	<b>4.651</b>	
<b>ProAgility Split</b>	<b>2.553</b>	<b>2.498</b>	
<b>3 Cone</b>			
<b>Broad Jump</b>	<b>98.0</b>		<b>Inches</b>
<b>Max Jump</b>	<b>119.0</b>		
<b>Vertical Jump</b>	<b>25.9</b>		



**Follow us**

**@ZybekSports**



## SAT® Testing Event:

**NC22**

**11/6/2021**

Fully automated electronic time used for 10, 20, and 40. Equivalent hand-start / laser finish are estimated from 5 year average by position from Zybek data.

See: [www.zybeksports.com](http://www.zybeksports.com) blog and @ZybekSports on social media for more information.