

# WELLINGTON

AT SEVEN HILLS

## REPUBLICAN CLUB

2024 Election Recap





*I WILL TRY TO  
KEEP IT  
INTERESTING*

*I'LL TRY TO NOT  
NERD OUT*

*NO PROMISES  
THOUGH*



# State Legislature Gains

Arkansas- House D+1

California- Senate R+1 House R+2

Colorado- House R+3

Connecticut- Senate 1 Seat outstanding, House D+4

Delaware- House D+1

Florida- House R+1

Georgia- House D+2

Hawaii- Senate R+1 House R+3 (9/51 Seats R)

Idaho- Senate R+1 House R+2

Iowa- Senate 1 Seats Outstanding, House R+3

Kansas- Senate R+2 House R+3

Maine- Senate R+2 1 Seat Outstanding House R+5

Massachusetts- Senate R+1 (5/40 R) House 3 Seats Outstanding

Michigan- Senate up in 26, House R+4 FLIP Lane Duck Gretchen

Minnesota- Senate up in 26, House R+3 (67R/67D)

Montana- Senate D+2, House D+10 Reps Los SupMaj

Nevada- House R+1 Dems Lose SupMaj

New Hampshire- Senate R+1 SupMaj Gained House R+21 (Dems only need +6 to Flip)

New Mexico- Senate R+1 House R+1

New York- Senate R+1 House D+1

North Carolina- Senate R+1 House D+1 Reps lose SupMaj

North Dakota- Senate D+1 House R+1

Ohio- Senate D+2 House D+2 Reps lose SupMaj

Oregon- Senate D+1

Rhode Island- Senate D+1 House R+1

South Carolina- Senate R+2 Reps gain SupMaj

South Dakota- Senate R+1 House R+1

Texas- Senate R+1 House R+1

Vermont- Senate R+6 House R+19 Dems LOST Both Super Majorities Reps Doubled in Senate

Washington- Senate D+1 House D+1

West Virginia- Senate R+1 House R+2

Wisconsin- Senate D+4 House D+10 Reps Lost SupMaj

Wyoming- House D+1





# Highlights elected



**Katrina Pierson (R)**  
**2016 Trump Campaign**  
**Spokeswoman**  
**Elected to TX State House**



**Katrina Smith (R)**  
**Maine State Rep**  
**Friend of Hernando County**  
**Elected Asst Minority Leader**



**Shelley Luther (R)**  
**Salon Owner arrested for**  
**keeping Salon Open**  
**Elected to Texas**  
**State House**

# Highlight Victories

## 2024 American Samoan general election



### Gubernatorial election

November 5, 2024 (first round)  
November 19, 2024 (runoff)



<b>Nominee</b>	Pula Nikolao Pula	Lemanu Peleti Mauga	Vaitautolu I'aulualo
<b>Party</b>	Nonpartisan	Nonpartisan	Nonpartisan
<b>Alliance</b>	Republican	Democratic	
<b>Running mate</b>	Pulu Ae Ae Jr.	Eleasalo Ale	Mary Taufetee
<b>First round</b>	4,284 42.36%	3,660 36.19%	2,169 21.45%
<b>Runoff</b>	TBD	TBD	Eliminated

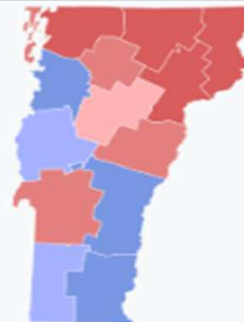
## 2024 Vermont lieutenant gubernatorial election



← 2022 November 5, 2024 2026 →  
Reporting 95%  
as of 3:40 pm EDT



<b>Nominee</b>	John Rodgers	David Zuckerman
<b>Party</b>	Republican	Progressive
<b>Alliance</b>		Democratic
<b>Popular vote</b>	171,854	165,876
<b>Percentage</b>	48.76%	47.07%



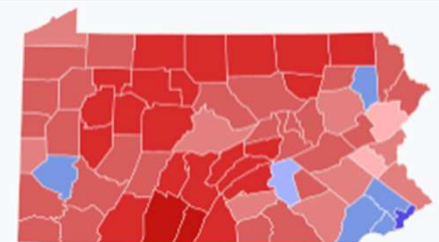
## 2024 Pennsylvania Attorney General election



← 2020 November 5, 2024 2028 →



<b>Nominee</b>	Dave Sunday	Eugene DePasquale
<b>Party</b>	Republican	Democratic
<b>Popular vote</b>	3,427,798	3,112,120
<b>Percentage</b>	50.9%	46.2%



County results







D  
D  
D  
D  
R  
R  
D  
R  
R  
R

- > Governor
- > Lieutenant governor
- > Attorney general
- > Secretary of state
- > State auditor
- > State treasurer
- > Superintendent of Public Instruction
- > Commissioner of Agriculture
- > Commissioner of Labor
- > Commissioner of Insurance

### 2024 North Carolina Council of State election

	← 2020	November 5, 2024	2028 →
All 10 members of the North Carolina Council of State			
Party	Democratic	Republican	
Last election	4	6	
Seats won	5	5	
Seat change	▲ 1	▼ 1	
Percentage	49.34%	49.33%	

# North Carolina (Florida North Per Governor DeSantis) Battleground for foreseeable future

3.21%

Dem Flip

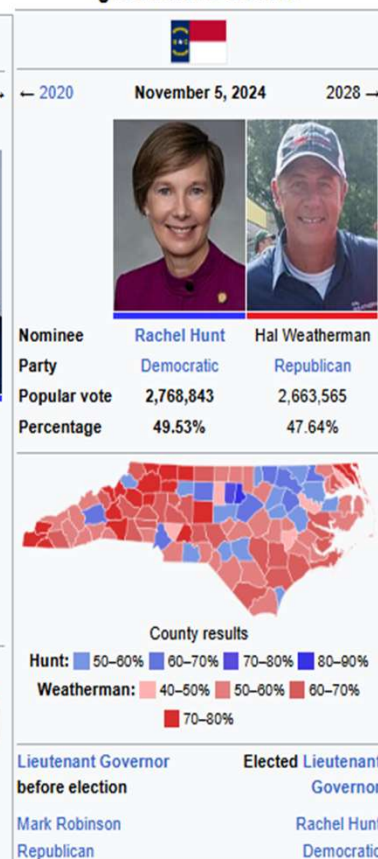
Rep Flip

Dem Flip

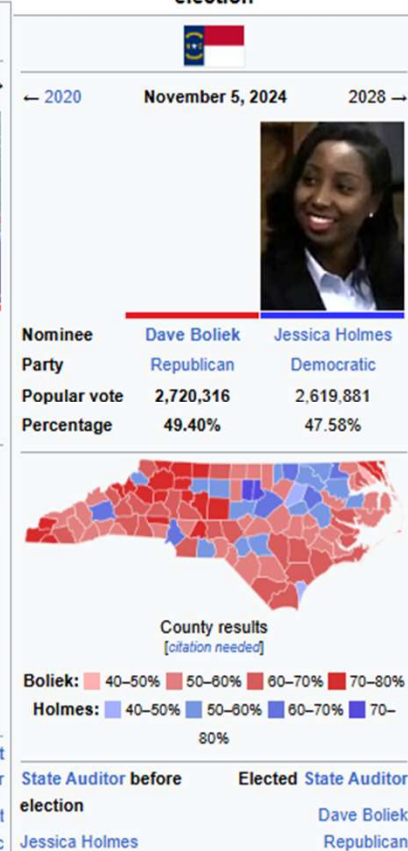
## 2024 United States presidential election in North Carolina



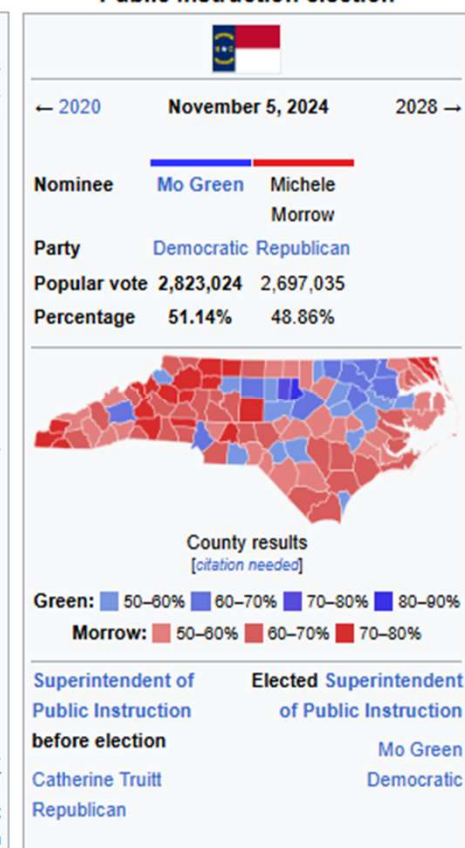
## 2024 North Carolina lieutenant gubernatorial election



## 2024 North Carolina State Auditor election



## 2024 North Carolina Superintendent of Public Instruction election





# Florida Legislative Election Highlights



**Erika Booth**

**Osceola & Orange**

**Rematch Win against Keen**

**Anne Gerwig**

**Palm Beach**

**Upset win over Waldron**

**Carolina Amesty**

**Osceola & Orange**


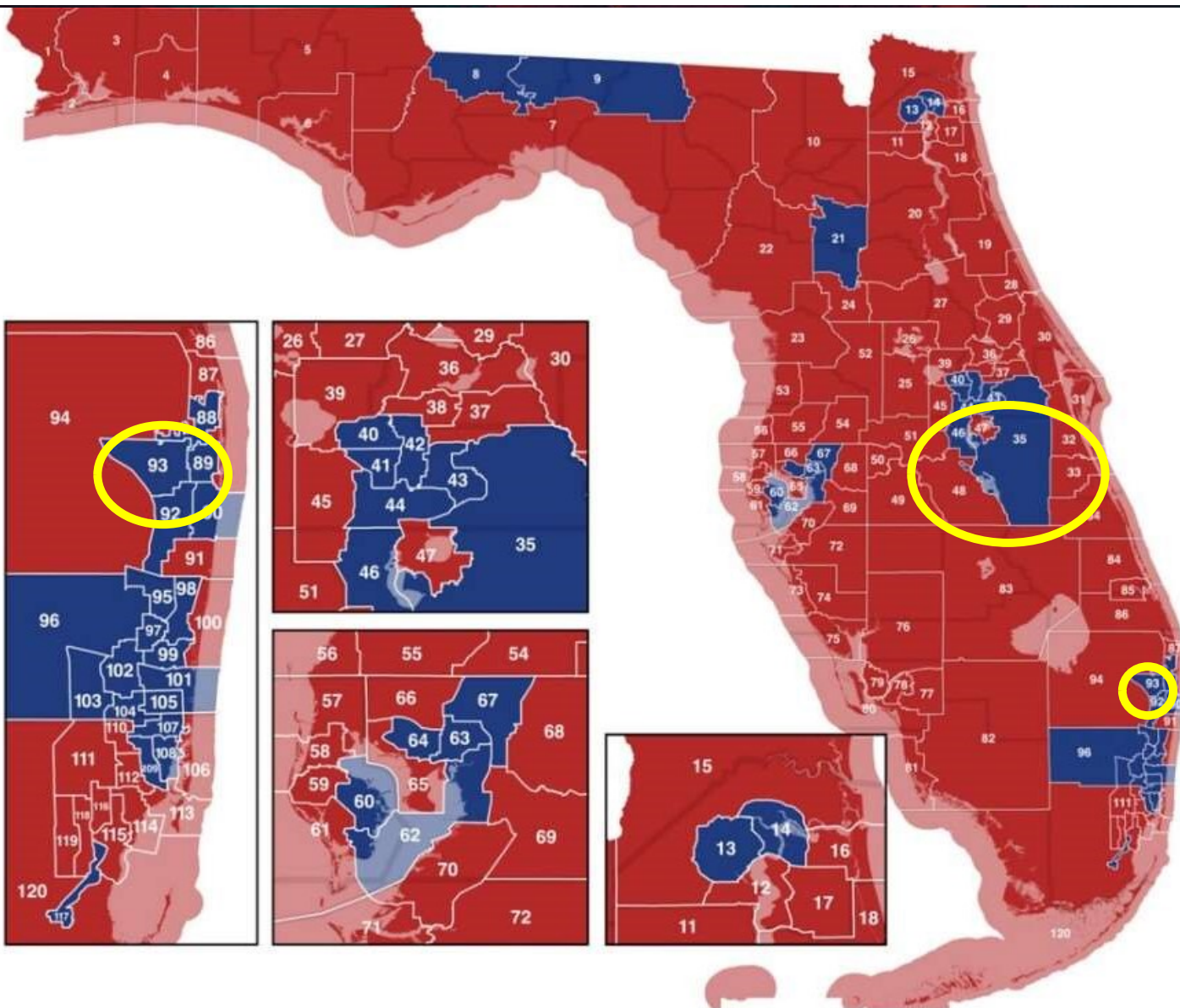
**Upset Loss**

**Corey Simon**

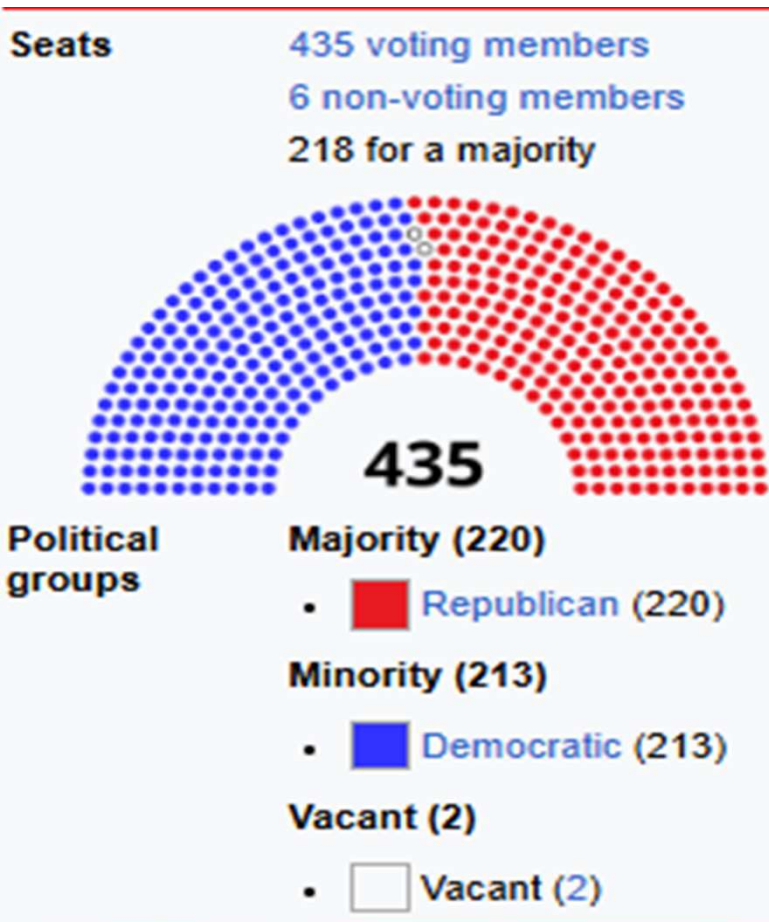
**Big Bend Panhandle**

**10% Victory**

**Florida House: +1 85R 35D Supermajority**  
**Florida Senate: Even, 28R 12D Supermajority**



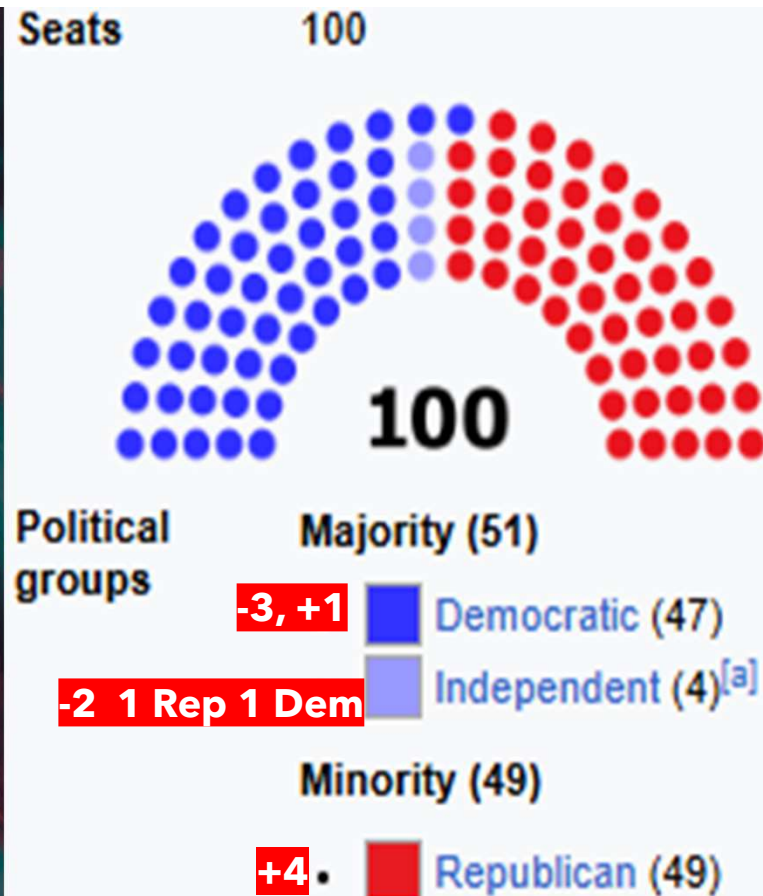




**Senate  
Reps gain 4  
seats  
3 from Dem, 1  
from Dem/Ind**

**House  
2 Seats still up  
in CA**

**Reps keep  
220**



**Democrats  
213**

**Reports were Dems knew KamKam would Lose, but hoped to win the House**

218 needed to win

**Republicans  
✓ 219**

-1 seats 7 flipped

8 flipped +1 seats



# *2024 Presidential*





# Early Indicators- P.R. Garbage Joke, Racial Rhetoric wasn't working Dems Split with NPP & PDP, All Reps are with the NPP

## House of Representatives

With 91.35% of all electoral colleges reporting, but certain House races within the margins of recount rules, it is safe to assume that the House of Representatives of Puerto Rico will transfer control, from the PDP to the NPP, with the following composition:

- 28 NPP (including 5 At-Large Representatives)
- 19 PDP (including 4 At-Large Representatives)
- 1 Movimiento Victoria Ciudadana At-Large Representative
- 1 Proyecto Dignidad At-Large Representative
- 2 PIP (including 1 At-Large Representative)

## Senate

With 91.35% of all electoral colleges reporting, but certain senate races within the margins of recount rules, it is safe to assume that the Senate of Puerto Rico will transfer control, from the PPD to the NPP, with the following composition:

- 17 NPP (Including 5 At-Large Senators)
- 8 PDP (Including 4 At-Large Senators)
- 1 Puerto Rico Independence Party At-Large Senator

## 2024 Puerto Rico gubernatorial election

November 5, 2024			
← 2020			2028 →
			
Nominee	Jenniffer González-Colón	Juan Dalmau Ramírez	Jesús Manuel Ortiz
Party	New Progressive	Independence	Popular Democratic
Alliance	Republican	Alianza de País	Democratic
Popular vote	447,962	370,904	239,144
Percentage	39.44%	32.66%	21.06%

## Guam [\[ edit \]](#)

All of the seats of the unicameral [Legislature of Guam](#) are up for election in 2024. All members of the legislature serve a two-year term.

Guam Legislature				
Party	Leader	Before	After	Change
Republican	Frank Blas	6	9	▲ 3
Democratic	Therese M. Terlaje	9	6	▼ 3
Total		15	15	—

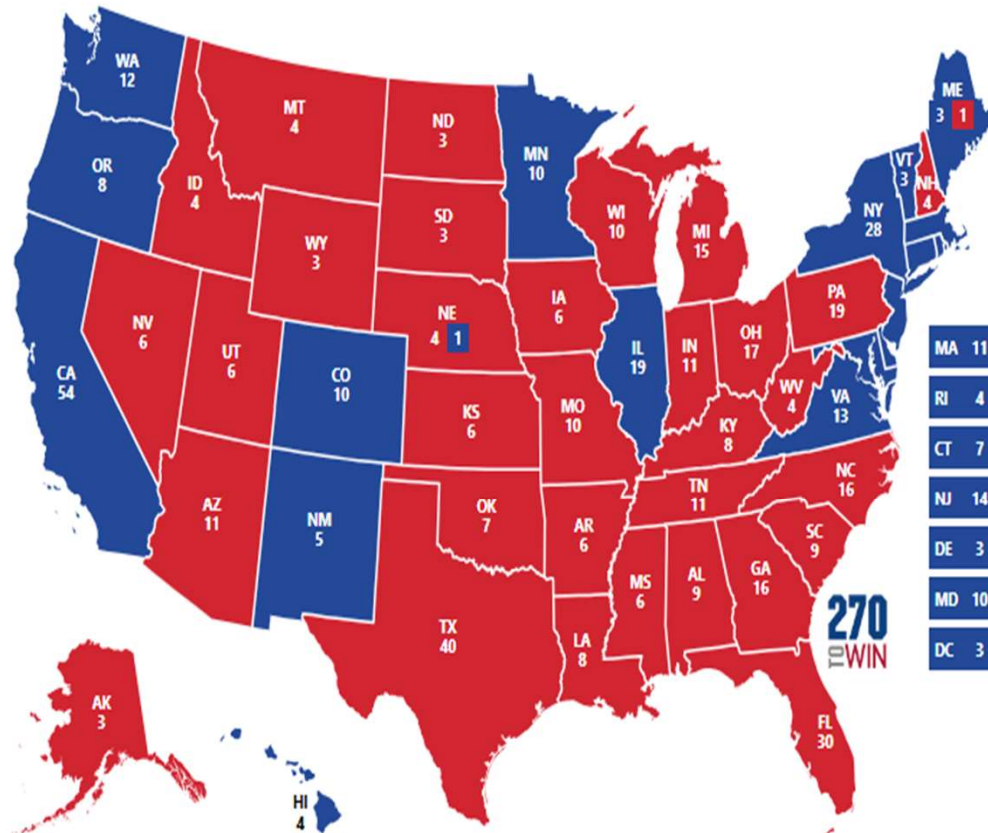
# My Predictions

Vs.  
49/50 Correct

# Actual Results

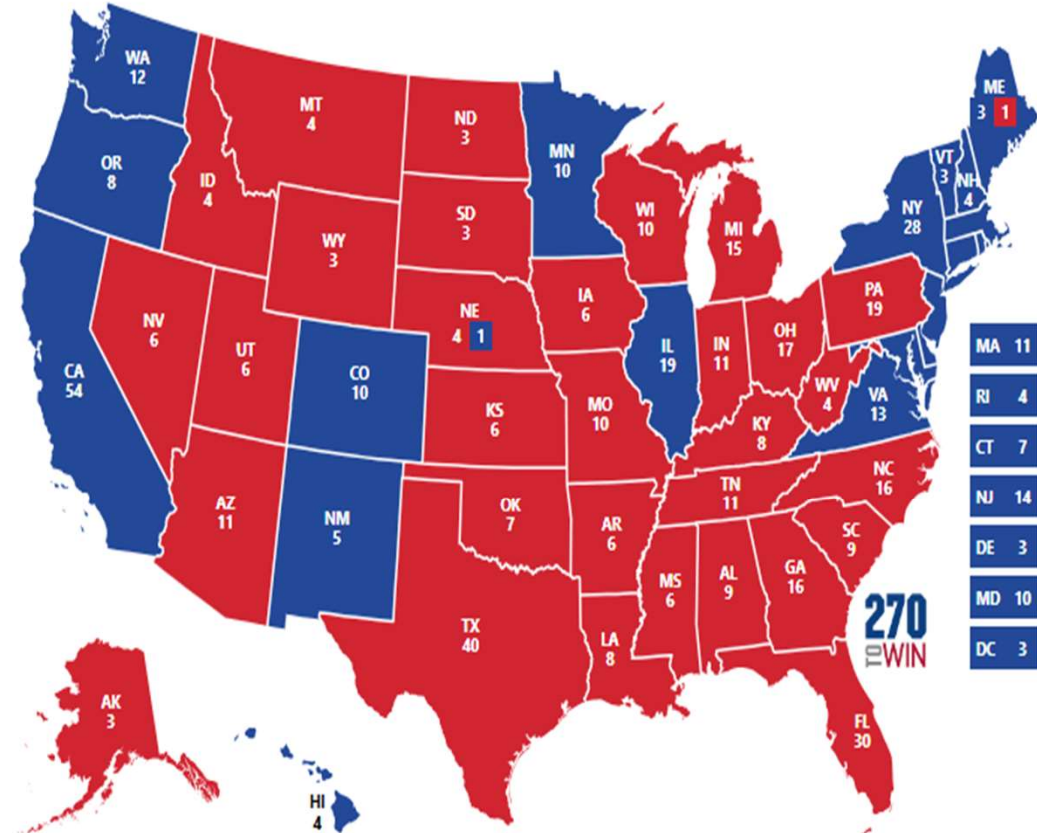
Democrats ▾ 222

316 Republicans ▾



Democrats ▾ 226

312 Republicans ▾





# Florida Results 2016-2020-2024

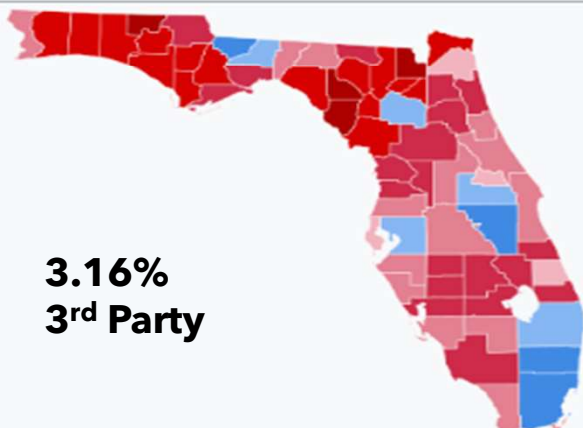
7.04% Republican Swing

← 2012 November 8, 2016 2020 →

Turnout 74.48%<sup>[2]</sup> ▲ 2.94 pp




	Donald Trump	Hillary Clinton
Nominee	Donald Trump	Hillary Clinton
Party	Republican	Democratic
Home state	New York	New York
Running mate	Mike Pence	Tim Kaine
Electoral vote	29	0
Popular vote	4,617,886	4,504,975
Percentage	49.02%	47.82%

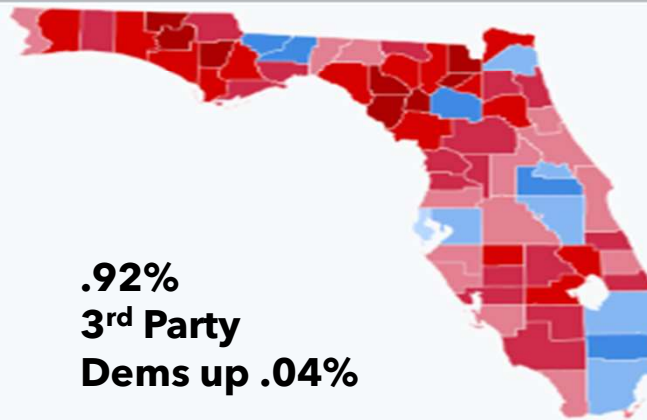


← 2016 November 3, 2020 2024 →


Turnout 77.17% (of registered voters)<sup>[1]</sup> ▲ 2.69 pp



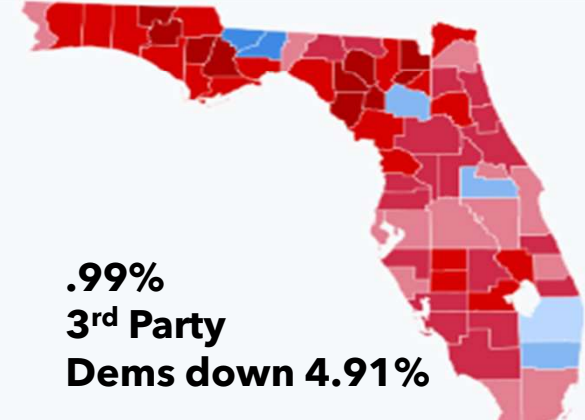
	Donald Trump	Joe Biden
Nominee	Donald Trump	Joe Biden
Party	Republican	Democratic
Home state	Florida	Delaware
Running mate	Mike Pence	Kamala Harris
Electoral vote	29	0
Popular vote	5,668,731	5,297,045
Percentage	51.22%	47.86%



← 2020 November 5, 2024 2028 →



	Donald Trump	Kamala Harris
Nominee	Donald Trump	Kamala Harris
Party	Republican	Democratic
Home state	Florida	California
Running mate	JD Vance	Tim Walz
Electoral vote	30	0
Popular vote	6,109,564	4,680,896
Percentage	56.06%	42.95%



# State Margins Narrowed

	2020	2024	What Trump got each election	XXX States I said to Watch
Arizona	49.06/ D+0.3%	52.2%		
California	34.32%	38.2%	Nevada	2020 47.67% 2024 50.62%/ KH47.47%
Colorado	41.9% *1 <sup>st</sup> Dem State to ReOpen	43.2%	New Hampshire	45.36% 48.1/ KH50.9%
Connecticut	39.19%	42%	New Jersey	41.4% 46.1%
Georgia	49.24% D+0.53%	50.7%/ KH 48.5%	New Mexico	43.5% 45.9/ KH 51.8%
Hawaii	34.27%	37.5%	New York	37.74% 43.2%
Illinois	40.55%	44.5%	Oregon	40.37% 41% 100% Mail Vote
Maine	44.02%	45.5%	Pennsylvania	48.69% 50.6%/ KH 48.7%
Mass	32.14%	36.5%	Virginia	44% 46.6/ KH 51.8%
Michigan	47.84%	49.7%/ KH 48.3%	Washington	38.77% 39% 100% Mail Vote
Minnesota	45.28%	46.9/ KH 51.1%	Wisconsin	48.82% 49.7%/ KH 48.7%

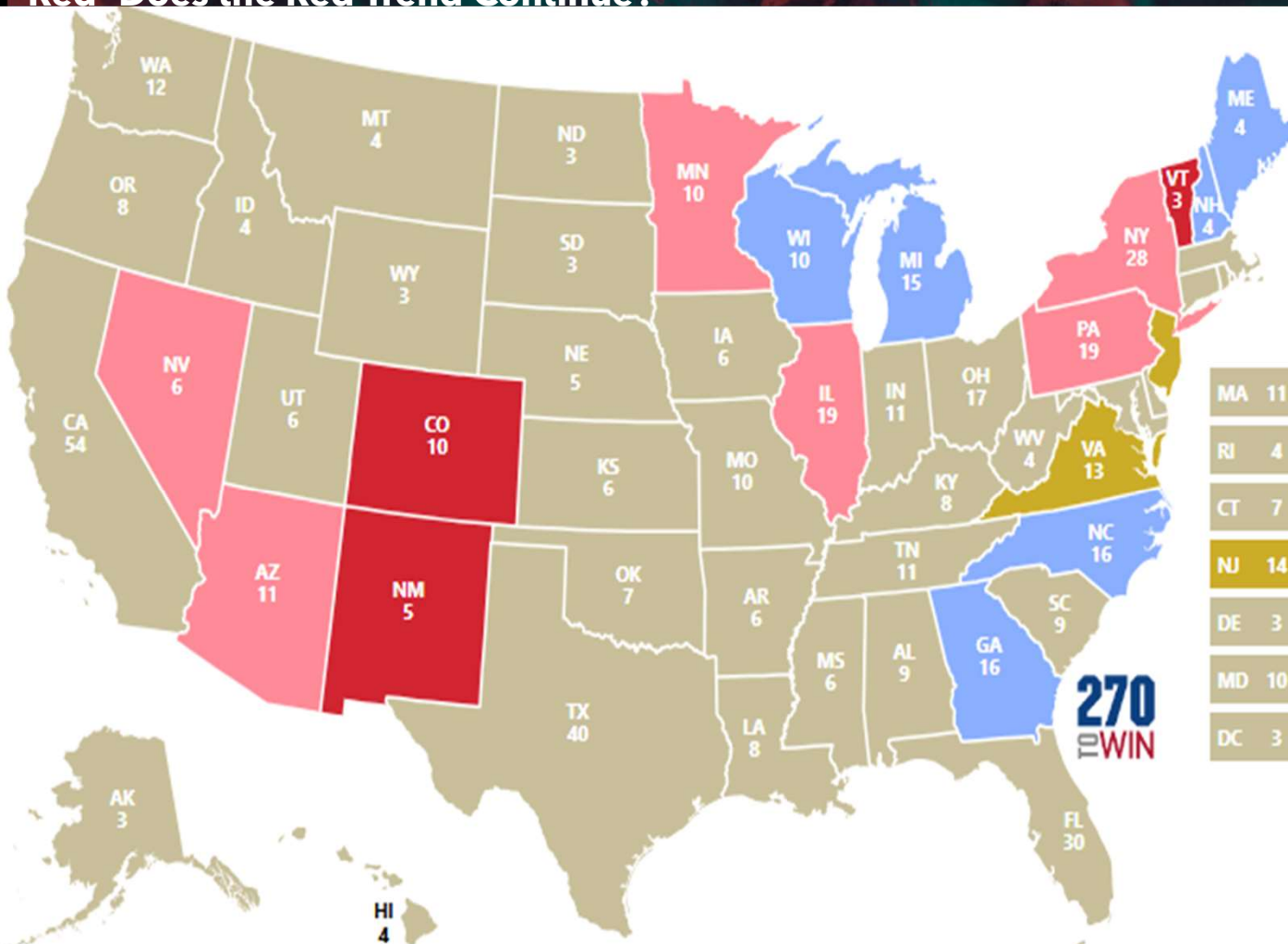


**Pink- Gov Reelection**

**Blue- Senate Seat**

**Red- Does the Red Trend Continue?**

## States to watch 25/26



**2025**

**NJ/VA Governor & Legislative**

**2026**

**Senate Seats up**

**Dem- Georgia, Michigan, New Hampshire, Virginia, Wisconsin  
Rep- Maine (Collins), North Carolina (Cooper Jump in?)**

**Term Limit Governors**

**California, Colorado, Maine, Michigan, New Mexico**

**Governors may run again**

**Arizona, Illinois, Minnesota, New York, Nevada, Pennsylvania, Wisconsin**

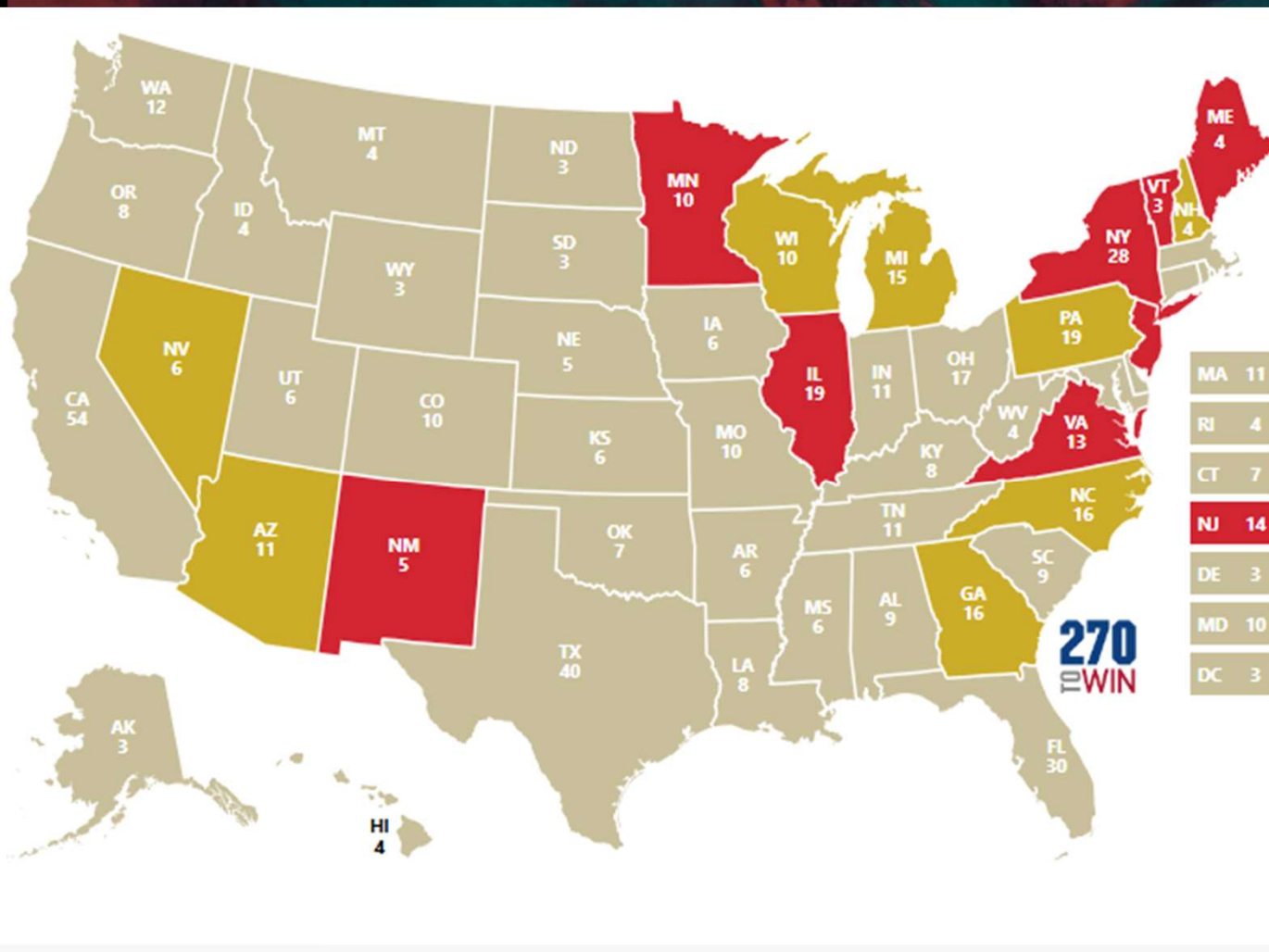
**Red Trend**

**Does CO, NM, VT  
Get Redder at  
State Level?**

# 2028 Battlegrounds, Eyes to watch

Gold- Current Battlegrounds

Red- How do these Perform?



2025

New Jersey & Virginia

How they do in 2025 Elections will determine if RNC Sinks Cash there in 2026 & 2028

(Possible 28 Tossup Battlegrounds)

New Jersey is most important Governor race in next 2 years. 1 of a few states that AG and etc are appointed by Gov


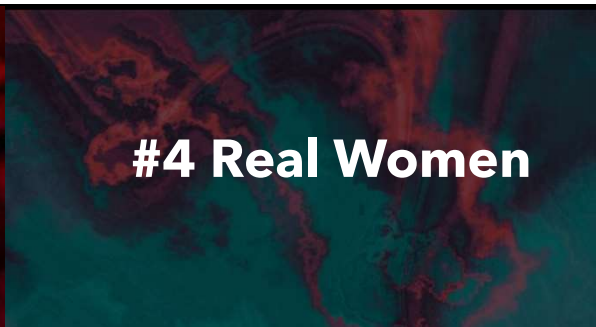
New York & Illinois

Will be Blue States in 2028, but will tell if Trump's Numbers were just him, or people tired of the Dems. Could they be in play for 2032



## #5 PA Governor Josh Shapiro







# Biggest Winners Outside of President Trump

## #3 Non- Mainstream Media/ Podcasts





# Biggest Winners Outside of President Trump

## 1. Florida





# Biggest Winners Outside of President Trump

## 2. Biden



# Biggest Losers outside of Kamala

## 3. WOKENESS/ HARD LEFT GROUPS



## 2. Mainstream Media



FIRING TOP HOSTS



UP FOR SALE



## 1. Who is #1?



