



From wireframe to wow,

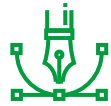
**fuel your
creative fire.**

Embark on a design adventure with our most advanced, all-in-one graphics suite yet. Find all the tools you need for professional vector illustration, layout, photo editing, typography, collaboration and more—designed to get the job done on any device.

GRAPHICS & ILLUSTRATION PHOTO EDITING PAGE LAYOUT TYPOGRAPHY



Why choose CorelDRAW Graphics Suite?



Design

Produce unique illustrations, signage, logos and more—on Windows or Mac—and on the go with the web or iPad app.



Collaborate

Collaborate[†] with clients and colleagues using CorelDRAW.app™ to gather real-time feedback from one or many reviewers.



Done

Deliver exceptional results in less time, thanks to hyper-efficient, AI-powered tools for any type of output.



OCTO

Who's it for?

Graphics and creative professionals

Design logos, brochures, sales and marketing materials, training tools and other detailed visuals for web or print.

Production professionals

Produce signage, large-format prints, vehicle wraps, apparel and textile design, embroidery, schematics, engraving, and much more.

Occasional graphics users in businesses

Create or manipulate visually-rich projects for in-house use, from web graphics and sales presentations, to sell sheets and visual aids.

Competitive advantages

All-in-one design and layout

Enjoy integrated functionality for graphic design and layout in one application.

Flexible, affordable purchasing

Subscribe to a full suite of professional graphic design applications for around the cost of a competitor single-application subscription. Or choose a perpetual license to own your software outright.

Native OS experience

Create the way you're used to on Windows or Mac, with award-winning software that's been built from the ground up for your platform of choice.

Design anytime, anywhere

CorelDRAW is also available as a vector illustration iPad and web app, so you can access your work remotely when you're not near your computer.

Seamless collaboration

CorelDRAW's collaboration workflow helps design teams and freelancers save time and screen space by collecting feedback from one or many reviewers in one central place – the design file itself!

What's new?



NEW! Draw in perspective

Draw objects or illustrated scenes in perspective, faster and easier than ever. Choose from 1, 2, or 3-point perspective, draw or add an existing group of objects on a shared perspective plane, and move and edit objects freely without losing perspective.

NEW! Multipage view

View, manage, and edit all of your project's digital assets in one view—a whole new playground for creativity! Move objects across pages fluidly, compare designs side-by-side, and freely move pages around to arrange them as you wish.

ENHANCED! Color replacement

Edit images with greater control, thanks to a powerful new color wheel and interactive range control that makes adjusting hue and saturation within a selection more precise.

NEW! Multi-asset export

Save some serious time by exporting multiple assets at once. Create a customized, reusable list of pages and objects to export simultaneously in just a few clicks - whether that's the same page or object with different settings, or many items using all the same settings.

ENHANCED! Image Adjustments workflow

Apply critical image adjustments non-destructively, in real-time, and in context, thanks to Corel PHOTO-PAINT's new Adjustments docker/inspector that gives quick access to your most frequently used filters.

ENHANCED! Real-time collaboration†

Gather live comments and annotations from one or many contributors right within your CorelDRAW design file and resolve feedback simultaneously. An intuitive new project dashboard makes storing, organizing, and sharing cloud files a breeze.

NEW! Platforms and possibilities

With a new touch-optimized user experience, CorelDRAW.app expands what's possible on mobile and tablets, and a new iPad app makes it even easier to design on the go. Enjoy significantly faster rendering and display on Windows, and full keyboard customization on macOS.



Marcin Wilczynski

Core features

Vector illustration

Turn basic lines and shapes into complex works of art, and create curves with a robust drawing toolbox for professional design. Add creative effects with tools like Contour, Envelope, Mesh Fill, Impact, and more.

Page layout

Find all the tools you need to create layouts for brochures, multi-page documents and more. Toggle between single page and multipage editing, giving you creative freedom to work the way you want.

Photo editing

Adjust color and tone, remove imperfections, correct perspective and more with Corel PHOTO-PAINT's powerful layer-based photo editing tools. Improve the size and quality of your images with artificial intelligence, and use AfterShot™ 3 HDR to create stunning High Dynamic Range photos from your RAW images.

Typography

Add effects to text like block shadows and contours, fine-tune fonts responsively, fit text to paths, and more, with a complete set of typography tools.

Web graphics tools








Develop captivating web content with a collection of web graphics tools and presets. Ensure any graphic you export for the web has crisp edges, thanks to a series of pixel-perfect tools.

Professional print output

Experience unconstrained control over output to all media types, with advanced printing options that put CorelDRAW ahead of the competition. With a powerful color management engine, you'll have complete confidence that your colors are accurate before you print.

What's included

Main Applications

-  **CorelDRAW®**
Vector illustration and page layout
-  **Corel PHOTO-PAINT™**
Image editing
-  **Corel® Font Manager**
Font exploration and management tool
-  **PowerTRACE™**
AI-powered bitmap-to-vector tracing
(included as part of CorelDRAW application)
-  **CorelDRAW.app™**
Online graphic design via web browser
-  **CAPTURE™**
Screen capture tool
(only available in Windows application)
-  **AfterShot™ 3 HDR**
RAW photo editor

Content

- 7,000 clipart, digital images, and vehicle wrap templates
- 1,000 high-resolution digital photos
- Over 1,000 TrueType and OpenType fonts
- 150 professionally designed templates
- Over 600 fountain, vector and bitmap fills

Documentation

- Quick Start Guide
- Quick Reference Card
- Online Help

Training

- Online training videos
- "Hints" docker / inspector
- Discovery files accessible through "Get Started" in the Welcome screen



Authorized Value Added Partner :



M : +91 98980 20378 | E : info@fuzensolution.com | www.fuzensolution.com
B526, Dev Atelier, Nr. Deer Circle, Opp. ICICI Bank, Anandnagar Road, Prahladnagar, Ahmedabad - 380015 Gujarat INDIA

System Requirements

Important note: CorelDRAW Graphics Suite for Windows and CorelDRAW Graphics Suite for Mac are available as separate products that each support one platform (Windows OR Mac.)

Windows

- Windows 11 or Windows 10 (Version 21H1 or later) 64-bit, with latest Updates
- Intel Core i3/5/7/9 or AMD Ryzen 3/5/7/9/Threadripper, EPYC
- Open CL 12-enabled video card with 3+ GB VRAM
- 8 GB RAM
- 5.5 GB available hard disk space for application and installation files
- Multi-touch screen, mouse or tablet
- 1280 x 720 screen resolution at 100% (96 dpi)
- Internet connection is required to install and authenticate CorelDRAW Graphics Suite and access some of the included software components, online features and content

*CorelDRAW Graphics Suite supports Windows 11 or Windows 10, Version 21H1 or later versions which may be released during the life cycle of CorelDRAW Graphics Suite.

Mac

- macOS Monterey (12), macOS Big Sur (11) or macOS Catalina (10.15), with the latest revision
- Apple M1, M1 Pro, M1 Max or Multicore Intel processor
- OpenCL 1.2-enabled video card with 3+ GB VRAM
- 8GB RAM
- 4 GB available hard disk space for application files (Solid-state drive recommended); Case-sensitive file systems are not supported
- 1280 x 800 screen resolution (1920 x 1080 recommended)
- Mouse or tablet
- Internet connection is required to install and authenticate CorelDRAW Graphics Suite and access some of the included software components, online features and content.

© 2022 Corel Corporation.

Original sample artwork is provided by third parties and is used, and/or modified, by permission, unless otherwise agreed with such parties.

†Note: Collaboration features are available exclusively with a CorelDRAW Graphics Suite subscription, licensing with maintenance, or an additional purchase plan for perpetual license customers.



Corel, the Corel balloon logo, CorelDRAW, the CorelDRAW balloon logo, AfterShot, CAPTURE, CorelDRAW.app, Corel PHOTO-PAINT, and PowerTRACE are trademarks of Corel Corporation. iPad, Mac, and macOS are trademarks of Apple Inc. Apple, Apple Pencil, iPad, iPhone, Mac, macOS, MacBook Pro, SideCar are trademarks of Apple Inc. All other company, product and service names, logos, brands and any registered or unregistered trademarks mentioned are used for identification purposes only and remain the exclusive property of their respective owners. Patents: www.corel.com/patents