

5 Minutes
to
WRITE!

My Mini Pirate ADVENTURE



Written and Illustrated by Jeremy Cole Copyright 2018

Table of Contents

Cover Page p. 1

Table of Contents p. 2

Brainstorming Page p. 3

3rd—5th Booklet p. 4-6

2nd Booklet p. 7-9

1st Booklet p. 10-12

K Booklet p. 13-14

Prompt Page p. 15

Brainstorming Page

If you have students who need discussion and talk for ideas prior to writing, use this page for generating ideas and organizing thoughts. You can do this as a whole class or in small groups prior to the 5 Minutes to WRITE!

3rd—5th Booklet

Copy pages 4 and 5 front to back for your students. Students who may tend to write more will need page 6 copied front and back for extra space to write.

2nd Booklet

The 2nd Booklet contains places for both reading and drawing for those students who are transitioning. Copy pages 7 and 8 front to back. Use page 9 copied front and back for students who need that additional writing space. You can also require your higher level students to write and then illustrate later.

1st Booklet

Pages 10 and 11 can be copied front and back, and page 13 can be inserted for your higher level writer. The 1st Booklet has places for students to draw, write, and record dictation.

K Booklet

For kindergarten students pages 13 and 14 can be copied front to back. Students will have an opportunity to draw during the 5 Minutes to WRITE! Each picture has a place to record dictation. This can be recorded at school or home.

Be sure to mix and match the pages to meet the individual needs of your students!

Brainstorming

Thoughts, Ideas, and Talk!


by



by




[illegible][illegible]





by




by











by




by





by



My Mini Pirate ADVENTURE

You are at the beach
looking for shells, but
you find something
extraordinary.

Write about your mini
pirate adventure!



Written and Illustrated by Jeremy Cole Copyright 2018