
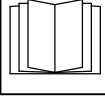



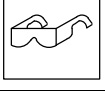


Use above FORM number when ordering extra manuals.

## ProHeat Liquid-Cooled Output Cables (195 402, 195 403 And 300 180)


### 1. Safety Symbol Definitions

	<p><b>DANGER!</b> – Indicates a hazardous situation which, if not avoided, will result in death or serious injury. The possible hazards are shown in the adjoining symbols or explained in the text.</p>		<p>Have only trained and qualified persons install, operate, or service this unit. Read the safety information at the beginning of these instructions and in each section. Call your distributor if you do not understand the directions. For INDUCTION HEATING SAFETY and EMF information, read owner's manual(s).</p>
	<p>Indicates a hazardous situation which, if not avoided, could result in death or serious injury. The possible hazards are shown in the adjoining symbols or explained in the text.</p>		<p>Beware of electric shock from wiring. Disconnect input power before installing this kit. Reinstall all panels and covers.</p>
<p><b>NOTICE</b></p> 	<p>Indicates statements not related to personal injury.</p> <p>Indicates special instructions.</p>		<p>Wear safety glasses with side shields.</p>
<p><b>CALIFORNIA PROPOSITION 65 WARNINGS</b></p> <p>Welding or cutting equipment produces fumes or gases which contain chemicals known to the State of California to cause birth defects and, in some cases, cancer. (California Health &amp; Safety Code Section 25249.5 et seq.)</p> <p>This product contains chemicals, including lead, known to the state of California to cause cancer, birth defects, or other reproductive harm. <i>Wash hands after use.</i></p>			

### 2. Tools Needed



### 3. Parts



**⚠ Turn off power source and disconnect input power.**

Item No.	Part No.	Description (Qty)
----------	----------	-------------------

1	253 840	Connector Shell (1)
2	254 886	Coupling Collar (1)
3	221 099	Strain Relief Clamp (2)
4	136 343	Screw K50 x 20 (2)
5	210 912	Protective Cap (4)
6	204 954	Quick Connect Fitting (4)
7	254 889	Connector Shell (2)
8	254 890	Coupling Collar (2)
9	224 258	Strain Relief Pin Clamp (4)
10	228 296	Screw KA35x10 (4)
11	197 635	Warning Label (1)

Be sure to provide Model and Serial Number when ordering replacement parts.

