



# **STRUM FOR FUN THREE CHORD SONGBOOK**

**Dcdi `Uf`Gcb[ g:`C`X`UbX`BYk -ish  
with 3 chords (mostly!)**



# The Ukulele Orchestra of Great Britain

## GCEA tuning

	maj	6	7	9	maj7	m	m6	m7	m9	sus2	sus4	+	dim
A													
A# / Bb													
B													
C													
C# / Db													
D													
D# / Eb													
E													
F													
F# / Gb													
G													
G# / Ab													

# The Lion Sleeps Tonight

(All) <sup>C (single strum)</sup> Deee - de - de - de / <sup>F (ditto)</sup> de - de - de - de - de / <sup>C (ditto)</sup> de, - de - de - de - de - de <sup>G7 (ditto)</sup> x2

(All) <sup>C</sup> Awimaweh <sup>F</sup> awimaweh <sup>C</sup> awimaweh <sup>G7</sup> awimaweh, <sup>C</sup> awimaweh <sup>F</sup> awimaweh <sup>C</sup> awimaweh <sup>G7</sup> awimaweh x2

<sup>C</sup> In the jungle, the mighty jungle the lion sleeps tonight <sup>F</sup> <sup>C</sup> <sup>G7</sup>

<sup>C</sup> In the jungle, the mighty jungle the lion sleeps tonight (hu hu) <sup>F</sup> <sup>C</sup> <sup>G7</sup>

{ <sup>C</sup> (girls) Weeeeeeeeeeeeeeeeeeee <sup>F</sup> e - e - e - e - e - wee - um -um a-weh <sup>C</sup> <sup>G7</sup> x2  
(boys) Awimaweh awimaweh awimaweh awimaweh, awimaweh awimaweh awimaweh awimaweh }

ab from <sup>C</sup> Near the village, the peaceful village the lion sleeps tonight <sup>F</sup> <sup>C</sup> <sup>G7</sup>

<sup>C</sup> Near the village, the quiet village the lion sleeps tonight (hu hu) <sup>F</sup> <sup>C</sup> <sup>G7</sup>

{ <sup>C</sup> (g) Weeeeeeeeeeeeeeeeeeee <sup>F</sup> e - e - e - e - e - wee - um -um-a-weh <sup>C</sup> <sup>G7</sup> x2  
(b) Awimaweh awimaweh awimaweh awimaweh, awimaweh awimaweh awimaweh awimaweh }

Quietly:  
Single strum

<sup>C</sup> Hush my darling, don't fear my darling the lion sleeps tonight <sup>F</sup> <sup>C</sup> <sup>G7</sup>

<sup>C</sup> Hush my darling, don't fear my darling the lion sleeps tonight (hu hu) <sup>F</sup> <sup>C</sup> <sup>G7</sup>

{ <sup>C</sup> (g) Weeeeeeeeeeeeeeeeeeee <sup>F</sup> e - e - e - e - e - wee - um -um-a-weh (with ad libbing) <sup>C</sup> <sup>G7</sup> x2  
(b) Awimaweh awimaweh awimaweh awimaweh, awimaweh awimaweh awimaweh awimaweh }

Everyone  
Getting quieter

<sup>C (single strum)</sup> Deee - de - de - de - de - de - de - de - de - <sup>F (ditto)</sup> wee-um-um-a-weh <sup>C (ditto)</sup> <sup>G7 (ditto)</sup> x2

# Lean On Me – Bill Withers

Strum pattern: D DU UDU 1 2& 3&4&

## Verse 1

[C] Sometimes in our [F] lives, we all have [C] pain, we all have [G7] sorrow  
[C] But if we are [F] wise, we know that [C] there's always to [G7] mor[C]row.

## Chorus

[C] Lean on me when you're not [F] strong  
And I'll be your [C] friend, I'll help you [G7] carry on.  
[C] For it won't be [F] long, I'm going to [C] need somebody to [G7] lean [C] on.

## Verse 2

[C] Please swallow your [F] pride if I have [C] things you need to [G7] borrow.  
[C] For no-one can [F] fill those of your [C] needs that you won't [G7] let [C] show.

## Bridge

You just [C\*] call on me brother when you need a hand  
We all need somebody to lean on  
I just [C\*] might have a problem that you'll understand  
We all need somebody to lean on.

## Chorus

[C] Lean on me when you're not [F] strong  
And I'll be your [C] friend, I'll help you [G7] carry on.  
[C] For it won't be [F] long, I'm going to [C] need somebody to [G7] lean [C] on.

## Bridge

You just [C\*] call on me brother when you need a hand  
We all need somebody to lean on  
I just [C\*] might have a problem that you'll understand  
We all need somebody to lean on.

## Verse 3

[C] If there is a [F] load you have to [C] bear that you can't [G7] carry  
[C] I'm right up the [F] road, I'll share your [C] load if you just [G7] call [C] me.

## Outro

[G7] Call [C] me (If you need a friend)  
[G7] Call [C] me (Call me uh-huh)  
[G7] Call [C] me (When you need a friend)  
[G7] Call [C] me (If you ever need a friend)  
[G7] Call [C] me (x4)

# Worried Man Blues - Traditional

Strum Pattern: D DUDUDU 1 2&3&4&

## *Chorus:*

*It [G] takes a worried man to sing a worried song*

*It [C] takes a worried man to sing a worried [G] song*

*[G] It takes a worried man to sing a worried song I'm  
worried [D7] now but I won't be worried [G] long*

[G] I went across the river I laid down to sleep

I [C] went across the river I laid down to [G] sleep

[G] I went across the river I laid down to sleep

When I woke [D7] up there were shackles on my [G] feet

## Chorus

[G] I asked the judge what might be my fine

[C] I asked the judge what might be my [G] fine

[G] I asked the judge what might be my fine

Twenty-one [D7] years on the Rocky Mountain [G] Line

## Chorus

[G] This train that I ride is sixteen coaches long

The [C] train that I ride is sixteen coaches [G] long

[G] The train that I ride is sixteen coaches long

The girl I [D7] love is on that train and [G] gone

## Chorus

## Mr Tambourine Man

Bob Dylan

Intro :

A | -----0----- |  
E | -----3-----3-1-0----- |  
C | -0-----2---2-2-0-2 |    x2  
G | ----- |

Chorus :

[F] Hey! Mr. [G] Tambourine Man, [C] play a song for [F] me  
I'm not [C] sleepy and there [F] is no place I'm [G] going to [G]  
[F] Hey! Mr. [G] Tambourine Man, [C] play a song for [F] me  
In the [C] jingle jangle [F] morning I'll come [G] followin' [C] you [F] [G] [C] [F] G

intro riff x2 over these chords

Verse :

[F] Take me on a [G] trip upon your [C] magic swirling [F] ship  
My [C] senses have been [F] stripped, my [C] hands can't feel to [F] grip  
My [C] toes too numb to [F] step, wait [C] only for my [F] boot heels to be [G] wandering [G]  
I'm [F] ready to go [G] anywhere, I'm [C] ready for to [F] fade  
In [C] to my own pa[F]rade, cast your [C] dancing spell my [F] way,  
I [F] promise to go [G] under it [G]

Chorus

[F] Hey! Mr. [G] Tambourine Man, [C] play a song for [F] me  
I'm not [C] sleepy and there [F] is no place I'm [G] going to [G]  
[F] Hey! Mr. [G] Tambourine Man, [C] play a song for [F] me  
In the [C] jingle jangle [F] morning I'll come [G] followin' [C] you [F] [G] x5 with [Outro]

Outro :

A | -----0----- |  
E | -----3-----3-1-0----- |  
C | -0-----2---2-2-0-2 |    x6  
G | ----- |

# The Last thing on my Mind – Tom Paxton

[C]It's a lesson too [F]late for the [C]learning  
[G7]Made of [C]sand, [G]made of [C]sand [F] [C]  
In the wink of an [F]eye my soul is [C]turnin'  
[G7]In your [C]hand, [G]in your [C]hand [F] [C]

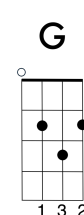
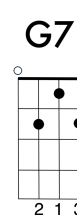
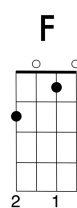
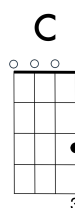
Are you [G]going away with no [F]word of fare[C]well  
Will there be not a trace left be[G]hind [C] [G]  
Well, I [C]could've loved you [F]better, didn't [C]mean to be unkind  
You know that was the [G]last thing on my [C]mind [F] [C]

[C]You've got reason a [F]plenty for [C]goin'  
[G7]This I [C]know, [G]this I [C]know [F] [C]  
For the weeds have been [F]steadily [C]growin'  
[G7]Please don't [C]go, [G]please don't [C]go [F] [C]

Are you [G]going away with no [F]word of [C]farewell  
Will there be not a trace left be[G]hind [C] [G]  
Well, I [C]could've loved you [F]better, didn't [C]mean to be unkind  
You know that was the [G]last thing on my [C]mind [F] [C]

[C]As I lie in my [F]bed in the [C]mornin'  
[G7]Without [C]you, [G]without [C]you. [F] [C]  
[C]Every song in my [F]breast dies a [C]bornin'  
[G7]Without [C]you, [G]without [C]you. [F] [C]

Are you [G]going away with no [F]word of [C]farewell  
Will there be not a trace left be[G]hind [C] [G]  
Well, I [C]could've loved you [F]better, didn't [C]mean to be unkind  
You know that was the [G]last thing on my [C]mind [F] [C]  
You [G]know that was the last thing on my [C]mind [F] [C]





## Ukulele Train

by Steve Moss

Intro: [C] Come and join us on the [G] Ukulele [C] Train 2 3 4 / 1 2 3

### Chorus:

Four [C] strings (four strings), three [G] chords (three chords)

Are all you [C] need so climb on [F] board.

[C] Come and join us on the [G] Ukulele [C] Train ( [C7] optional)

[F] You can say "Bye Bye" to love, or [C] "Hello" to Johnny B Goode

[F] Rock Around The Clock whilst you're Singin' The Blues

[G] And play that ukulele like a good boy should

### CHORUS

[F] Precious Time is slipping away, you won't [C] always be King of the Road

[F] So Dance the Night Away and Act Naturally when your

[G] Picture's on the Cover of the Rolling Stone

### CHORUS

If you [F] eat too many Uncle Joe's Mintballs on the [C] Big Rock Candy Mountain

[F] You can buy a remedy from Lily The Pink

Playing [G] **STOP** C, F and G, --- and I'm countin', that's

### FINAL CHORUS

Four [C] strings (four strings), three [G] chords (three chords)

That's all you [C] need so climb on [F] board.

[C] Come and join us on the [F] Uku[G]lele

[C] Come and join us on the [F] Uku[G]lele

[C] Come and join us on the [F] Uku[G]lele [C] Train [G] [C]

## **Bad Moon Rising**

*Intro:        G D7 C G x2*

[G] I see the [D7] bad [C] moon a [G] rising  
[G] I see [D7] trouble [C] on the [G] way  
[G] I see [D7] earth [C] quakes and [G] lightin'  
[G] I see [D7] bad [C] times to [G] day

*Chorus: [C] Don't go around tonight  
          Well, it's [G] bound to take your life  
          [D7] There's a [C] bad moon on the [G] rise*

[G] I hear [D7] hurri [C] canes a [G] blowing  
[G] I know the [D7] end is [C] coming [G] soon  
[G] I fear [D7] rivers [C] over [G] flowing  
[G] I hear the [D7] voice of [C] rage and [G] ruin

*Instrumental Chorus, then:*

*Chorus    [sing and play]*

[G] Hope you [D7] got your [C] things to [G] gether  
[G] Hope you are [D7] quite pre [C] pared to [G] die  
[G] Looks like we're [D7] in for [C] nasty [G] weather  
[G] One eye is [D7] taken [C] for an [G] eye

*Chorus [acapella - quietly]*

*Chorus [sing and play - louder]*

*Finale [sing and play - loud]:*

*[C] Don't go around tonight  
Well, it's [G] bound to take your life  
[D7] There's a [C] bad moon on the [G] rise  
[D7] There's a [C] bad moon on the [G] rise//// [D7] [G]*

# DA DOO RON RON RON

INTRO: **G7** **C**

I **[C]** MET HIM ON A MONDAY AND MY **[F]** HEART STOOD STILL

DA **[G7]** DOO RON RON RON, DA **[C]** DOO RON RON

SOMEBODY TOLD ME THAT HIS **[F]** NAME WAS BILL

DA **[G7]** DOO RON RON RON, DA **[C]** DOO RON RON

**[C Stop]** YEAH MY **[F]** HEART STOOD STILL, **[C Stop]** YEAH HIS **[G7]** NAME WAS BILL

**[C Stop]** AND WHEN HE **[F]** WALKED ME HOME,

DA **[G7]** DOO RON RON RON, DA **[C]** DOO RON RON

**[G7] [C]**

**[C]** I KNEW WHAT HE WAS DOING WHEN HE **[F]** CAUGHT MY EYE

DA **[G7]** DOO RON RON RON, DA **[C]** DOO RON RON

HE LOOKED SO QUIET BUT OH MY **[F]** OH MY

DA **[G7]** DOO RON RON RON, DA **[C]** DOO RON RON

**[C Stop]** YEAH MY **[F]** HEART STOOD STILL, **[C Stop]** YEAH HIS **[G7]** NAME WAS BILL

**[C Stop]** AND WHEN HE **[F]** WALKED ME HOME,

DA **[G7]** DOO RON RON RON, DA **[C]** DOO RON RON

**[G7] [C]**

**[C]** HE PICKED ME UP AT SEVEN AND **[F]** HE LOOKED SO FINE

DA **[G7]** DOO RON RON RON, DA **[C]** DOO RON RON

SOMEDAY SOON I'M GONNA **[F]** MAKE HIM MINE

DA **[G7]** DOO RON RON RON, DA **[C]** DOO RON RON

**[C Stop]** YEAH HE **[F]** LOOKED SO FINE,

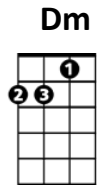
**[C Stop]** YEAH, I'LL **[G7]** MAKE HIM MINE,

**[C Stop]** AND WHEN HE **[F]** WALKED ME HOME,

DA **[G7]** DOO RON RON RON, DA **[C]** DOO RON RON

DA **[G7]** DOO RON RON RON, DA **[C]** DOO RON RON **[Stop]**

## Don't Worry; Be Happy



**Whistle 2x [C], [Dm], [C]**

[C] Here's a little song I wrote, [Dm] and you can learn it note for note,  
Don't [F] worry, be [C] happy

In every life we have some trouble, [Dm] when you worry you make it double,  
Don't [F] worry, be [C] happy

**Ooh's 2x [C], [Dm], [C]**

[C] Aint got no place to lay your head, [Dm] somebody came and took your bed,  
Don't [F] worry, be [C] happy

The Landlord say your rent is late, [Dm] he may have to litigate,  
Don't [F] worry, be [C] happy

**Whistle 2x [C], [Dm], [C]**

[C] Aint got no cash, aint got no style, [Dm] aint got no goal to make you smile,  
Don't [F] worry, be [C] happy

Cos when you worry, your face will frown, [Dm] and that will bring everybody down,  
Don't [F] worry, be [C] happy

**Ooh's 2x [C], [Dm], [C]**

[C] Here's a little song I wrote, [Dm] and you can learn it note for note,  
Don't [F] worry, be [C] happy

In your life expect some trouble, [Dm] but when you worry you make it double,  
Don't [F] worry, be [C] happy

**Whistle *fade over* 3x [C], [Dm], [C]**

# I'LL TELL ME MA

(Count 1,2,3,4 then 1,2,3,4, strums)

**G C G D7 G**

I'll tell me ma when I get home, the boys won't leave the girls alone

**G C G D7 G**

They pulled my hair, they stole my comb, but that's all right till I go home

**G C G D7**

She is handsome, she is pretty, she is the belle of Belfast city

**G C (stop) G D7 G**

She is a-courting one, two, three ... please won't you tell me who is she? (1,2,3,4 ... )

(At end of song, chorus sung twice - second time quickly)

**G C G D7 G**

Albert Mooney says he loves her, all the boys are fighting for her

**G C G D7 G**

They rap on her door and ring on the bell, will she come out, who can tell

**G C G D7**

Out she comes as white as snow, rings on her fingers and bells on her toes

**G C**

Old Jenny Murr-ray says she will die,

**G D7 G**

If she doesn't get the fellow with the roving eye. (1,2,3,4 ... ) **Chorus**

**G C G**

Let the wind and the rain and the hail blow high

**D7 G**

And the snow come travelling through the sky

**G C G D7 G**

She's as nice as apple pie, she'll get her own lad by and by

**G C G D7**

When she gets a lad of her own, she won't tell her Ma when she gets home

**G C G D7 G**

Let them all come as they will, for it's Albert Mooney she loves still (1,2,3,4 ... ) **Chorus**

# **SINGIN' THE BLUES**

*Introduction:* [C] 2 3 4 [F] 2 3 4 [C] 2 3 4 [G7] 2 3 4

*Intro verse: Whistle and play (no singing)*

Well I [C] never felt more like [F] singin' the blues,  
Cause [C] I never thought that [F] I'd ever [G7] lose  
Your [F] love dear [G7] why'd you do me this [C] way [F] [C] [G7]

*1<sup>st</sup> Verse Play and sing*

Well I [C] never felt more like [F] singin' the blues,  
Cause [C] I never thought that [F] I'd ever [G7] lose  
Your [F] love dear [G7] Why'd you do me this [C] way [F] [C] [G7]

Well, I [C] never felt more like [F] cryin' all night,  
Cause [C] everything's wrong, and [F] nothin' ain't [G7] right  
Without [F] you [2 3 4][G7] you got me singin' the [C] blues [F] [C] [C7]

*Chorus:*

*Well, the [F] moon and stars no [C] longer shine  
The [F] dream is gone I [C] thought was mine  
There's [F] nothin' left for [C] me to do,  
[C] [stop] but cry-y-y-y over you [G] 2 3 4 [rattle G7] 2 3 4 [stop]*

Well, I [C] never felt more like [F] runnin' away,  
but [C] why should I go cause [F] I couldn't [G7] stay  
Without [F] you .. [G7] you got me singin' the [C] blues [F] [C] [C7]

*Chorus:*

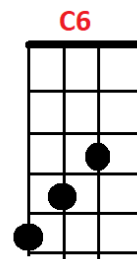
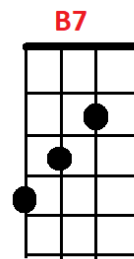
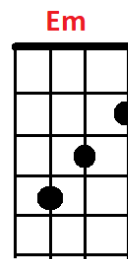
*Well, the [F] moon and stars no [C] longer shine  
The [F] dream is gone I [C] thought was mine  
There's [F] nothin' left for [C] me to do,  
[C] [stop] but cry-y-y-y over you [G] 2 3 4 [rattle G7] 2 3 4 [stop]*

Well, I [C] never felt more like [F] runnin' away,  
but [C] why should I go cause [F] I couldn't [G7] stay  
Without [F] you . . [G7] you got me singin' the [C] blues [F] [C] [G7] [C]

## St James Infirmary Blues

Chords

It was [Em]down in [B7]Old Joe's [Em]barroom  
At the corner [C6]by the [B7]square  
The [Em]drinks were [B7]served as [Em]usual  
And the [C6]usual [B7]crowd was [Em]there



Now on my [Em]left stood [B7]Big Joe Mc[Em]Kinney  
His eyes were [C6]bloodshot [B7]red  
And as he [Em]looked at the [B7]gang a[Em]round him  
These [C6]were the very [B7]words he [Em]said:

"I went [Em]down to the St. [B7]James In[Em]firmary  
I saw my [C6]baby [B7]there  
Stretched [Em]out on a [B7]long white [Em]table  
So [C6]young, so [B7]cold, so[Em] fair"

[Em]Seventeen [B7]coal black [Em]horses  
Hitched to a [C6]rubber-tired [B7]hack  
[Em]Seven girls [B7]goin' to the [Em]graveyard  
Only [C6]six of them are [B7]coming [Em]back

Well let her [Em]go, let her [B7]go God [Em]bless her,  
Wher[C6]ever she may [B7]be  
She may [Em]search this [B7]wide world [Em]over  
And never [C6]find another [B7]man like [Em]me

Oh, [Em]when I [B7]die, just [Em]bury me  
In my high top [C6]Stetson [B7]hat  
Place a [Em]twenty-dollar [B7]gold piece on my [Em]watch chain  
To let the [C6]Lord know I [B7]died standin' [Em]pat

Get six [Em]gamblers to [B7]carry my [Em]coffin  
Six chorus girls to [C6]sing me a [B7]song  
Put a [Em]twenty-piece [B7]jazz band on my [Em]tail-gate  
To raise [C6]Hell as we [B7]go a[Em]long

Now [Em]that's the [B7]end of my [Em]story  
Let's have another [C6]round of [B7]booze  
And if [Em]anyone should [B7]ask you just [Em]tell them  
I've got the [C6]St. James In[B7]firmary [Em]blues [B7] [Em]

# Twelve-Bar Blues

This is a very common pattern of song that uses just three chords. It is also the basis for almost every rock 'n' roll song from "Hound Dog" and "Tutti Futti" onwards.

The pattern is very straightforward it uses chords based around the 1st, 4th and 5th notes of a scale. So, for a blues in C, the chords are C, F and G (usually G7). For a blues in G, the chords are G, C and D7.

The pattern is 12 bars long and is repeated for each verse. The timing is almost always 4 beats in the bar or 4/4 time and the most common strum is the Nashville strum - **D DUDUDU 1 2&3&4&**

Here is the pattern for a blues in C.

**[C] /// [C]/// [C]/// [C]/// [F]/// [F]///**

**[C]/// [C]/// [G7]/// [F]/// [C]/// [C]///**

and here is the same pattern in G

**[G] /// [G]/// [G]/// [G]/// [C]/// [C]///**

**[G]/// [G]/// [D7]/// [C]/// [G]/// [G]///**