

The Brew-kulele Ensemble



Tune Book

Autumn & Christmas
2021

Roly Poly Rag

Steve Moss

♩ = 120
Swing

Ukulele 1

Ukulele 1

Chords: F, Dm, C7

Uk. 1

Uk. 1

Chords: F, F, Dm, Am

Uk. 1

Uk. 1

Chords: E7, Am, C7, C7

Uk. 1

Uk. 1

Chords: F, C7, C7, F

Uk. 1

Uk. 1

Chords: C7, F, F7

Uk. 1

Uk. 1

Chords: Bb, F, D7, G7, C7, F

Harmony

Roly Poly Rag

Steve Moss

♩ = 120
Swing

Ukulele 2

Ukulele 2

8-8-7-8-8-7 8-8-7-8-8 5-5-3-5-3 5 7-7-6-7-7-6

Uk. 2

Uk. 2

7-7-6-7-3 8-8-7-8-5 3 8-8-7-8-8-7 8-8-7-8-8 5-5-3-5-3

Uk. 2

Uk. 2

5 5-5-5 7-7-7 5-5-5 3 7-7-6-7-7-6

Uk. 2

Uk. 2

7-7-6-7-3 8-7-8-7-8-7-8-7 8 7-7-6-7-7-6 7-7-6-7-3

Uk. 2

Uk. 2

8-7-8-7-8-7-8-7 8 7-7-6-7-7-6 7-7-6-7-3 8-7-8-7-8-7-8-7

Uk. 2

Uk. 2

8 4 5-5-5-5 3-4-5 5 5-5-7-7 8

Bass

Roly Poly Rag

Steve Moss

♩ = 120
Swing

Bass Ukulele

Bass Ukulele

6

B. Uke.

B. Uke.

12

B. Uke.

B. Uke.

18

B. Uke.

B. Uke.

24

B. Uke.

B. Uke.

30

B. Uke.

B. Uke.

Enola Gay (by OMD) { 1980 }

Intro

```
xA | ----- |
xE | -1---1---1---1---1---1---1---3--- |
xC | ---2---4---2---4---2---4---2---4--- |
```

Intro: [F] [F] [Dm] [Dm] [Bb] [Bb] [C] [C]
[F] [F] [Dm] [Dm] [Bb] [Bb] [C] [C]

(riff 1)

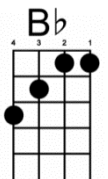
En-[F]-ola Gay ... you should have stayed at home [Dm] yesterday
Ah-ha, words [Bb] can't describe ... the feeling and the [C] way you lied

These [F] games you play ... they're gonna end in more than [Dm] tears some day
Uh-huh, En-[Bb]-ola Gay ... it shouldn't ever have to [C] end this way

[F] [F] [Dm] [Dm] [Bb] [Bb] [C] [C] (riff 1)

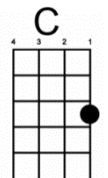
It's [F] eight fifteen ... that's the time that it's [Dm] always been
We got your message on the [Bb] radio ... condition's normal and you're [C] coming home

[F] [F] [Dm] [Dm] [Bb] [Bb] [C] [C] (riff 2)
[F] [F] [Dm] [Dm] [Bb] [Bb] [C] [C] (riff 2)



En-[F]-ola Gay ... is mother proud of little [Dm] boy today
Uh-huh, this [Bb] kiss you give ... it's never ever gonna [C] fade away

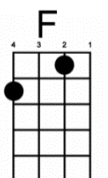
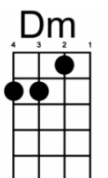
[F] [F] [Dm] [Dm] [Bb] [Bb] [C] [C] (riff 1)
[F] [F] [Dm] [Dm] [Bb] [Bb] [C] [C]



En-[F]-ola Gay ... it shouldn't ever have to [Dm] end this way
Uh-huh, En-[Bb]-ola Gay ... it shouldn't fade in our [C] dreams away

It's [F] eight fifteen ... and that's the time that it's [Dm] always been
We got your message on the [Bb] radio ... condition's normal and you're [C] coming home

En-[F]-ola Gay ... is mother proud of little [Dm] boy today
Uh-huh, this [Bb] kiss you give ... it's never ever gonna [C] fade away
[F] [F] [F] [F] <F>



Riff 1 (main riff)

```
xA | -----0-1-3-1-0-----0-1-3-1-0- | -----0-----0-0----- |
xE | -1-1-----1-----1----- | -----1-3---3-1-----0-3---1- |
xC | ----- | -2-2-----2---2----- |
xG | ----- | ----- |
```

```
xA | ----- | ----- |
xE | -----1-----1----- | -----0-1-3-1-0-----3-3-1---0- |
xC | -----2-3---3-2-----2-3---3-2- | -0-0-----0---0----- |
xG | -3-3-----3---3----- | ----- |
```

Riff 2

```
xA | -0--1-0-----0-1-3-1-0- | -0-----0----- | -1--0-----0-0----- | ---0--- |
xE | -----1----- | -----3--1- | -----1---1-1-3-----3-1- | -3---3- |
xC | ----- | ---2-2----- | ----- | ----- |
xG | ----- | ----- | ----- | ----- |
```

Pachelbel's Canon

arr. Robin Walter

Johann Pachelbel

F C Dm Am Bb F Bb C

♩ = 80

The image displays a guitar TAB score for Pachelbel's Canon, arranged by Robin Walter. The score is organized into eight horizontal systems, each representing a different part of the arrangement. Each system consists of two staves: a top staff for the Treble Clef (T) and a bottom staff for the Bass Clef (B). The parts are: Arpeggio, LoG Arp., A Tune, A Harm., B Tune, B Harm., C Tune, and C Harm. The score is divided into four measures, with chord changes indicated above the first measure of each system: F, C, Dm, Am, Bb, F, Bb, and C. The tempo is marked as ♩ = 80. The notation includes fret numbers (0-5), accidentals (sharps and naturals), and various rhythmic markings such as slurs and accents. The bottom of the page shows the physical layout of the guitar strings and frets, with vertical lines indicating the fret positions for each note.

In Dulci Jubilo

1 C F C C C F

↓ ↓ ↓ ↓ ↓ ↓ ↓ ↓ ↓ ↓ ↓ ↓

4 C C C Em Am Am Dm G

↓ ↓ ↓ ↓ ↓ ↓ ↓ ↓ ↓ ↓ ↓ ↓

8 C C F G C Am Dm G

↓ ↓ ↓ ↓ ↓ ↓ ↓ ↓ ↓ ↓ ↓ ↓

12 C C F G C F C G7

↓ ↓ ↓ ↓ ↓ ↓ ↓ ↓ ↓ ↓ ↓ ↓

16 C C F C C C F

↓ ↓ ↓ ↓ ↓ ↓ ↓ ↓ ↓ ↓ ↓ ↓

20 C C C Em Am Am Dm G

↓ ↓ ↓ ↓ ↓ ↓ ↓ ↓ ↓ ↓ ↓ ↓

24 C C F G C Am Dm G

↓ ↓ ↓ ↓ ↓ ↓ ↓ ↓ ↓ ↓ ↓ ↓

28 C C F G C F C G7

↓ ↓ ↓ ↓ ↓ ↓ ↓ ↓ ↓ ↓ ↓ ↓

32 C

↓ ↓ ↓ ↓ ↓ ↓ ↓ ↓ ↓ ↓ ↓ ↓

This tune is in 6/8 time and the strum pattern is quite simple: D U on each chord .

Fairytale of New York

Intro melody and chords - Low G String

Shane McGowan & Jem Finer

Ukulele

Ukulele

Uk.

Uk.

Uk.

Uk.

The picking pattern for the intro is the one we have learned already. The numbers represent the strings (1 being the A string) with T for Thumb, i for index finger, and m for middle finger.

1 m
 2 i
 3 T
 4 T

You need to play this pattern four times in each bar. In the last bar (1.) you play it once on A, once on D and then twice on A. In the last bar (2.) you play it once on A and three times on D.

If you want to strum the intro, the pattern is D DU D DU D DU D DU for each bar
 1 2 3 4

Fairytale Of New York

Words & Music by Shane MacGowan & Jem Finer

D **G** **D**

It was Christ-mas Eve_ babe in_ the drunk tank_ An old man said to me_ "Won't see a-
luck y one, came ineightento one. I've got a feel-ing: this year's for

A **D** **G**

-no-ther one"... And then he sang a song, the rare old moun-tain dew... I turned my
me and you... So hap-py Christ - mas. I love you ba - by_ I can see a

D **A** **D** **A** **A**

face a - way_ and dreamed a - bout you. Got on a
bet - ter time_ when all our dreams come

D **A** **D** **G** **A** **D**

true. They've got

D **A** **Bm** **G** **D** **A**

cars big as bars. They've got riv-ers of gold. But the wind goes right through you. It's no place for the old. When you

© Copyright 1987 Perfect Songs Limited (50%/Universal Music Publishing MGB Limited (50%)
(administered in Germany by Musik Edition Discoton GmbH, a division of Universal Music Publishing Group).
All Rights Reserved. International Copyright Secured.

SheetMusicDirect.com Order 5965726 | 1 copy purchased by STEPHEN MOSS on Oct 25, 2020

6 PM.
24 Nov. Zoom

Let's Stay Together

first took my hand on a cold_ Christ-mas Eve you pro-mised me Broad-way was wait-ing for me. You were hand-some. You were pret-ty, Queen of New York Ci ty. When the band fin-ished play-ing they howled out for more. Si-na-tra was swing-ing, all the drunks, they were sing-ing. We kissed on a cor-ner, then danced through the night. The boys of the N - Y - P - D Choir_ were sing-ing_ 'Gal - way Bay'. And the bells were ring - ing out_ for Christ-mas Day._ I could have been some - one._ Well, so could a - ny - one._ You took my dreams from me when I first found you._ I kept them with me, babe._ I put them with my own._ Can't make it all a - lone.. I've built my dreams a - round you. The boys of the N - Y - P - D Choir_ were sing-ing_ 'Gal - way Bay'. And the bells were ring - ing out_ for Christ - mas Day._

Sans Day Carol

Also called St Day Carol this is a traditional Cornish carol. The melody was written down in the nineteenth century from the singing of Thomas Beard who lived in the village of St Day in the parish of Gwennap, Cornwall. The lyrics are similar to The Holy and The Ivy.

1. Now the holly bears a berry as white as the milk,
And Mary she bore Jesus, who was wrapped up in silk:
*Chorus: And Mary she bore Jesus our Saviour for to be, And
the first tree that's in the greenwood, it was the holly.*
Holly! Holly! Holly!
And the first tree that's in the greenwood, it was the holly!

2. Now the holly bears a berry as green as the grass,
And Mary she bore Jesus, who died on the cross:
Chorus

3. Now the holly bears a berry as black as the coal,
And Mary she bore Jesus, who died for us all:
Chorus

4. Now the holly bears a berry, as blood is it red,
Then trust we our Saviour, who rose from the dead:
Chorus

Sans Day Carol

Traditional Cornish

♩ = 200

The musical score is written for guitar in a 3/4 time signature with a key signature of two sharps (F# and C#). It consists of five systems of music. Each system includes a melody line on a treble clef staff and a guitar tablature line below it. Chord diagrams are placed above the melody lines at specific measures. The tablature uses numbers 0-5 to indicate frets and letters T, A, B to indicate strings. The piece concludes with a double bar line at the end of the fifth system.

You can perform a rolling pick of the chords using the pattern below. You need to play the pattern twice for each bar except for bar 17 where you play the first 4 notes on D and the last two on A7. You do the same in bar 19 with the first four notes on F# and the last two on D. The numbers represent the strings (1 being the A string) with T for Thumb, i for index finger, m for middle finger and r for ring finger.

1 r
 2 m m
 3 i i
 4 T

The strum pattern is D D DU
 1 2 3&

“Silent Night” Ukulele Chords in Key of C

[C]Silent night, holy night
[G7]All is calm, [C]all is bright
[F]Round yon Virgin [C]Mother and Child
[F]Holy Infant so [C]tender and mild
[G7]Sleep in heavenly [C]peace
[C]Sleep in [G7]heavenly [C]peace

[C]Silent night, holy night
[G7]Shepherds quake [C]at the sight
[F]Glories stream from [C]heaven afar
[F]Heavenly hosts sing [C]Alleluia!
[G7]Christ, the Saviour is [C]born
[C]Christ, the [G7]Saviour is [C]born

[C]Silent night, holy night
[G7]Son of God, [C]love's pure light
[F]Radiant beams from thy [C]holy face
[F]With the dawn of [C]redeeming grace
[G7]Jesus, Lord at thy [C]birth
[C]Jesus, [G7]Lord at thy [C]birth

Silent Night

Ukulele 1 and chords

arr. Steve Moss

♩ = 32

C G7 C

5 F C F C

9 G7 C G7 C

You can perform a rolling pick of the chords using the pattern below. You need to play the pattern twice for each bar except for bar 11 where you play the pattern once on C and once on G7. The numbers represent the strings (1 being the A string) with **T** for Thumb, **i** for index finger, **m** for middle finger and **r** for ring finger.

1 **r**
 2 **m** **m**
 3 **i** **i**
 4 **T**

1 2 & 3 &

If you want to strum the chords, the pattern is **D DU DU** played twice for each bar except for bar 11 where you play the pattern once on C and once on G7.

Silent Night

Ukulele 2 - ostinato

arr. Steve Moss

Ukulele

$\text{♩} = 32$

Ukulele

T 3 3 3 0 0 0 0 3 3 3 0 0 0 0 3 3 3 3 3 3 2 2 2 2 2 2 2

A 0

B

4

Uk.

Uk.

T 3 3 3 0 0 0 0 0 0 0 0 0 1 0 1 0 1 0 1 0 1 3 3 3 0 0 0 0

A 0

B

7

Uk.

Uk.

T 0 0 0 0 0 0 3 3 3 0 0 0 0 3 3 3 3 3 3 2 2 2 2 2 2 2

A 1 1 1 1 1 1 0

B

10

Uk.

Uk.

T 3 3 3 0 0 0 0 3 3 3 1 1 1 0 0 0 3

A 0 0 0 0 0 0 0 0 0 0 0 2 2 2 0 0 0 0

B

Come, Hasten, Ye Shepherds

A traditional Christmas carol translated by Satis N.Coleman and Elin K.Jorgensen. Originally a German or Silesian carol, O laufet, ihr Hirten which is also translated as Come, Running, Ye Shepherds.

Here is the 1st verse.

Come, hasten, ye shepherds,
Come one and come all.
Come, let us go find him,
The child in the stall.
Bring with you your pipes
We'll play them with joy.
Now haste to the manger
To find the lovely boy.

O neighbour, run quickly,
A cradle to bring,
From cold winds to shelter
This dear little thing!
Ah, here is your cradle,
So cosy and warm.
Sleep well little Jesus
We'll keep you from harm.

Come, Hasten, Ye Shepherds

Traditional

♩ = 120

Musical notation for measures 1-5. Treble clef, key signature of one sharp (F#), 3/4 time signature. Chords: G, D7, G. Includes guitar tablature (TAB) below the staff.

Musical notation for measures 6-10. Treble clef, key signature of one sharp (F#), 3/4 time signature. Chords: D7, G, D. Includes guitar tablature (TAB) below the staff.

Musical notation for measures 11-16. Treble clef, key signature of one sharp (F#), 3/4 time signature. Chords: A7, D7, G, D7, G. Includes guitar tablature (TAB) below the staff.

Musical notation for measures 17-20. Treble clef, key signature of one sharp (F#), 3/4 time signature. Chords: D, A7, D. Includes guitar tablature (TAB) below the staff.

23

A⁷ D A⁷

28

E⁷ A⁷ D A⁷ D

You can perform a rolling pick of the chords using the pattern below. You need to play the pattern once for each bar. The numbers represent the strings (1 being the A string) with **T** for Thumb, **i** for index finger, **m** for middle finger and **r** for ring finger.

1 **r**
 2 **m** **m**
 3 **i** **i**
 4 **T**

1 2 & 3

If you want to strum the chords, the pattern is **D DU D** played once for each bar.

I Believe in Father Christmas

Greg Lake

[G] They said [D] there'll be [Em7] snow at [D] Christmas
[G] They said [D] there'll be [Em7] peace on [D] earth
[G] But in-[D]stead it just [Em7] kept on [D] raining
[G] A veil of [D] tears for [Em7] the virgin [D] birth

[C] I re-[G]member [D] one Christmas morning
[C] A winter's [G] light and a [D] distant choir
And the [D] peal of a [A] bell and that [G] Christmas tree [D] smell
And their [D] eyes full of [Em7] tinsel and [Dsus2] fire

[D] [G] [Bm7] [D]
[G] [D] [A] [A]
[Em7] [D] [A7] [D]
[G] [A] [Dsus2] [Dsus2]

[G] They sold [D] me a [Em7] dream of [D] Christmas
[G] They sold [D] me a [Em7] silent [D] night
[G] And they [D] told me a [Em7] fairy [D] story
[G] 'till I [D] believed in the [Em7] Israelite [D]

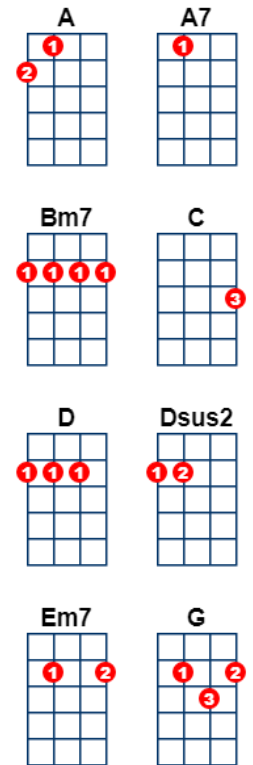
[C] And I be-[G]lieved in [D] Father Christmas
And I [C] looked at the [G] sky with ex-[D]cited eyes
'till I [D] woke with a [A] yawn in the [G] first light of [D] dawn
And I [D] saw him and [Em7] through his dis-[Dsus2]guise

[D] [G] [Bm7] [D]
[G] [D] [A] [A]
[Em7] [D] [A7] [D]
[G] [A] [Dsus2] [Dsus2]

[G] I wish [D] you a [Em7] hopeful [D] Christmas
[G] I wish [D] you a [Em7] brave new [D] year
[G] All an-[D]guish [Em7] pain and [D] sadness
[G] Leave your [D] heart and let your [Em7] road be [D] clear

[G] They said [D] there'll be [Em7] snow at [D] Christmas
[G] They said [D] there'll be [Em7] peace on [D] earth
Halle-[D]lujah no-[A]el be it [G] heaven or [D] hell
The [D] Christmas we [Em7] get you de-[Dsus2]serve

[D] [G] [Bm7] [D]
[G] [D] [A] [A]
[Em7] [D] [A7] [D]
[G] [A] [Dsus2] [Dsus2]
[Em7] [D] [A7] [D] [G] [A] [D]



I Believe In Father Christmas

Instrumental Melody

The sheet music is written for a soprano ukulele in G major (one sharp) and 4/4 time. It consists of two systems of music. The first system contains the first three measures, with chords D, G, Bm7, D, G, and D indicated above the staff. The second system contains measures 4 through 8, with chords A, Em7, D, A7, D, G, A, and D indicated above the staff. The piece concludes with the instruction 'D.S. al Fine' and a repeat sign. The notation includes a treble clef, a key signature of one sharp (F#), and a 4/4 time signature. Fingerings are indicated by numbers 1-5 on the strings. Strumming patterns are shown as vertical bars with stems below the staff.

This tune (a quote of 'Troika' by Prokofiev) is played three times during the song. The first and second time simply play it through once from beginning to end. The final time follow the instruction *D.S al Fine* and repeat from the % to the end.

The strum pattern for the instrumental is D Du DD for each bar for except for the final bar where a single strum is required.