

# **STRUM FOR FUN THREE CHORD SONGBOOK**

**Dcdi `Uf'Gcb[ g:'C`X'UbX'BYk -ish  
with 3 chords (mostly!)**

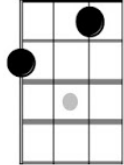
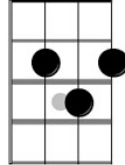
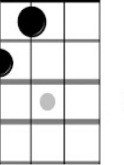
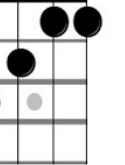
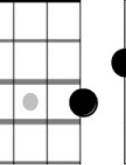
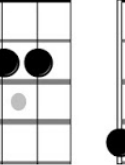
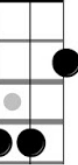
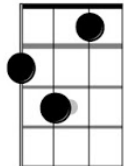
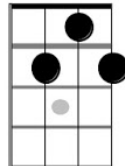
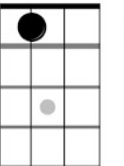
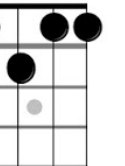
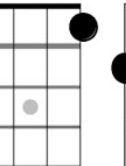
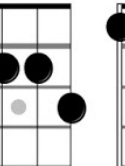
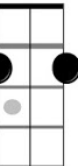
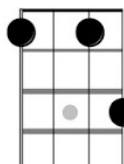
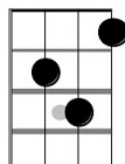
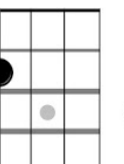
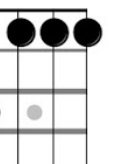
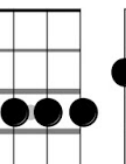
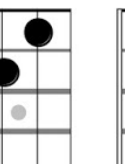
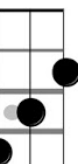
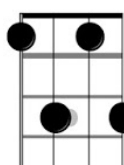
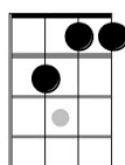
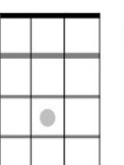
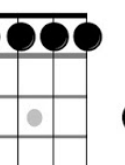
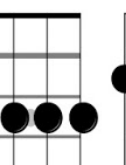
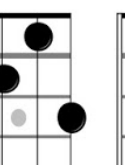

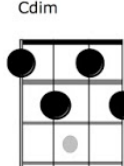
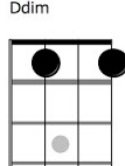
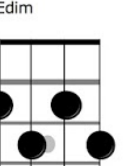
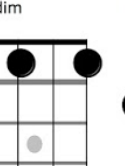
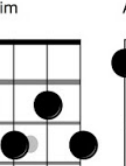
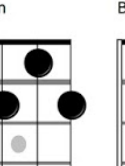
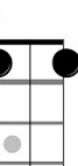
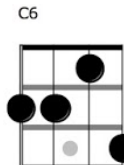
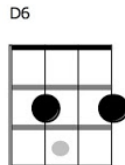
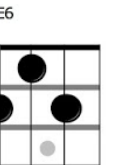
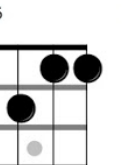
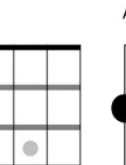
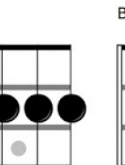



# The Ukulele Orchestra of Great Britain

## GCEA tuning

	maj	6	7	9	maj7	m	m6	m7	m9	sus2	sus4	+	dim
A													
A# / Bb													
B													
C													
C# / Db													
D													
D# / Eb													
E													
F													
F# / Gb													
G													
G# / Ab													

# BARITONE DGBE TUNING

C	D	E	F	G	A	B
						
C7	D7	E7	F7	G7	A7	B7
						
Cm	Dm	Em	Fm	Gm	Am	Bm
						
Cm7	Dm7	Em7	Fm7	Gm7	Am7	Bm7
						
Cdim	Ddim	Edim	Fdim	Gdim	Adim	Bdim
						
C6	D6	E6	F6	G6	A6	B6
						

# The Lion Sleeps Tonight

(All) <sup>C (single strum)</sup> Deee - de - de - de / <sup>F (ditto)</sup> de - de - de - de - de / <sup>C (ditto)</sup> de, - de - de - de - de - de x2

(All) <sup>C</sup> Awimaweh <sup>F</sup> awimaweh <sup>C</sup> awimaweh <sup>G7</sup> awimaweh, <sup>C</sup> awimaweh <sup>F</sup> awimaweh <sup>C</sup> awimaweh <sup>G7</sup> awimaweh x2

<sup>C</sup> In the jungle, <sup>F</sup> the mighty jungle <sup>C</sup> the lion <sup>G7</sup> sleeps tonight

<sup>C</sup> In the jungle, <sup>F</sup> the mighty jungle <sup>C</sup> the lion <sup>G7</sup> sleeps tonight (hu hu)

{ <sup>C</sup> (girls) Weeeeeeeeeeeeeeeee <sup>F</sup> e - e - e - e - e - <sup>C</sup> wee - <sup>G7</sup> um -um a-weh } x2  
 (boys) Awimaweh awimaweh awimaweh awimaweh, awimaweh awimaweh awimaweh awimaweh

ab from <sup>C</sup> Near the village, <sup>F</sup> the peaceful village <sup>C</sup> the lion <sup>G7</sup> sleeps tonight

<sup>C</sup> Near the village, <sup>F</sup> the quiet village <sup>C</sup> the lion <sup>G7</sup> sleeps tonight (hu hu)

{ <sup>C</sup> (g) Weeeeeeeeeeeeeeeee <sup>F</sup> e - e - e - e - e - <sup>C</sup> wee - <sup>G7</sup> um -um-a-weh } x2  
 (b) Awimaweh awimaweh awimaweh awimaweh, awimaweh awimaweh awimaweh awimaweh

*Quietly:  
Single strum*

<sup>C</sup> Hush my darling, <sup>F</sup> don't fear my darling <sup>C</sup> the lion <sup>G7</sup> sleeps tonight

<sup>C</sup> Hush my darling, <sup>F</sup> don't fear my darling <sup>C</sup> the lion <sup>G7</sup> sleeps tonight (hu hu)

{ <sup>C</sup> (g) Weeeeeeeeeeeeeeeee <sup>F</sup> e - e - e - e - e - <sup>C</sup> wee - <sup>G7</sup> um -um-a-weh (with ad libbing) } x2  
 (b) Awimaweh awimaweh awimaweh awimaweh, awimaweh awimaweh awimaweh awimaweh

*Everyone  
Getting quieter*

<sup>C (single strum)</sup> Deee - de - de - de - de - de - de - de - de - <sup>F (ditto)</sup> wee-um-um-a-weh <sup>C (ditto)</sup> <sup>G7 (ditto)</sup> x2

## Worried Man Blues - Traditional

### Chorus:

**[G]** It takes a worried man to sing a worried song  
It **[C]** takes a worried man to sing a worried **[G]** song  
**[G]** It takes a worried man to sing a worried song I'm  
worried **[D7]** now but I won't be worried **[G]** long

**[G]** I went across the river I laid down to sleep  
I **[C]** went across the river I laid down to **[G]** sleep  
**[G]** I went across the river I laid down to sleep  
When I woke **[D7]** up there were shackles on my **[G]** feet

### Chorus

**[G]** I asked the judge what might be my fine  
**[C]** I asked the judge what might be my **[G]** fine  
**[G]** I asked the judge what might be my fine  
Twenty-one **[D7]** years on the Rocky Mountain **[G]** Line

### Chorus

**[G]** This train that I ride is sixteen coaches long  
The **[C]** train that I ride is sixteen coaches **[G]** long  
**[G]** The train that I ride is sixteen coaches long  
The girl I **[D7]** love is on that train and **[G]** gone

### Chorus

## Big Rock Candy Mountain

Intro: [F] [C] [F] [C] [G7] [C]

[C] One evening as the sun went down and the jungle [G7] fire was [C] burning  
Down the track came a hobo hikin' and he said boys [G7] I'm not [C] turning  
I'm [F] headed for a [C] land that's [F] far a [C] way be [F] side the crystal [G7] fountains  
So [C] come with me we'll go and see the big rock [G7] candy [C] mountains

[C] In the big rock candy [C7] mountains there's a [F] land that's fair and [C] bright  
Where the [F] handouts grow on [C] bushes and you [F] sleep out every [G7] night  
Where the [C] boxcars all are [C7] empty and the [F] sun shines every [C] day  
On the [F] birds and the [C] bees and the [F] cigarette [C] trees  
The [F] lemonade [C] springs where the [F] bluebird [C] sings  
In the [G7] big rock candy [C] mountains

[C] In the big rock candy [C7] mountains all the [F] cops have wooden [C] legs  
And the [F] bulldogs all have [C] rubber teeth and the [F] hens lay soft boiled [G7] eggs  
The [C] farmers' trees are [C7] full of fruit and the [F] barns are full of [C] hay  
Oh I'm [F] bound to [C] go where there [F] ain't no [C] snow  
Where the [F] rain don't [C] fall and the [F] wind don't [C] blow  
In the [G7] big rock candy [C] mountains

[C] In the big rock candy [C7] mountains you [F] never change your [C] socks  
And the [F] little streams of [C] alcohol come a-[F]tricklin' down the [G7] rocks  
The [C] brakemen have to [C7] tip their hats and the [F] railroad bulls are [C] blind  
There's a [F] lake of [C] stew and of [F] whiskey [C] too  
You can [F] paddle all a [C] round 'em in a [F] big ca [C] noe  
In the [G7] big rock candy [C] mountains

[C] In the big rock candy [C7] mountains the [F] jails are made of [C] tin  
And [F] you can walk right [C] out again as [F] soon as you are [G7] in  
There [C] ain't no short-handled [C7] shovels no [F] axes saws or [C] picks  
I'm a-[F]going to [C] stay where you [F] sleep all [C] day  
Where they [F] hung the [C] jerk who in [F] vented [C] work  
In the [G7] big rock candy [C] mountains

Whistle line 1 and line 4 of verse: [C] [C7] [F] [C] [F] [C] [F] [C]

I'll [F] see you [C] all this [F] coming [C] fall in the [G7] big rock candy [C] mountains

## Ukulele Train

by Steve Moss

Intro: [C] Come and join us on the [G] Ukulele [C] Train 2 3 4 / 1 2 3

### Chorus:

Four [C] strings (four strings), three [G] chords (three chords)

Are all you [C] need so climb on [F] board.

[C] Come and join us on the [G] Ukulele [C] Train ( [C7] optional)

[F] You can say "Bye Bye" to love, or [C] "Hello" to Johnny B Goode

[F] Rock Around The Clock whilst you're Singin' The Blues

[G] And play that ukulele like a good boy should

### CHORUS

[F] Precious Time is slipping away, you won't [C] always be King of the Road

[F] So Dance the Night Away and Act Naturally when your

[G] Picture's on the Cover of the Rolling Stone

### CHORUS

If you [F] eat too many Uncle Joe's Mintballs on the [C] Big Rock Candy Mountain

[F] You can buy a remedy from Lily The Pink

Playing [G] **STOP** C, F and G, --- and I'm countin', that's

### FINAL CHORUS

Four [C] strings (four strings), three [G] chords (three chords)

That's all you [C] need so climb on [F] board.

[C] Come and join us on the [F] Uku[G]lele

[C] Come and join us on the [F] Uku[G]lele

[C] Come and join us on the [F] Uku[G]lele [C] Train [G] [C]



## Bad Moon Rising

*Intro: G D7 C G x2*

[G] I see the [D7] bad [C] moon a [G] rising  
[G] I see [D7] trouble [C] on the [G] way  
[G] I see [D7] earth [C] quakes and [G] lightin'  
[G] I see [D7] bad [C] times to [G] day

*Chorus: [C] Don't go around tonight  
Well, it's [G] bound to take your life  
[D7] There's a [C] bad moon on the [G] rise*

[G] I hear [D7] hurri [C] canes a [G] blowing  
[G] I know the [D7] end is [C] coming [G] soon  
[G] I fear [D7] rivers [C] over [G] flowing  
[G] I hear the [D7] voice of [C] rage and [G] ruin

*Instrumental Chorus, then:*

*Chorus [sing and play]*

[G] Hope you [D7] got your [C] things to [G] gether  
[G] Hope you are [D7] quite pre [C] pared to [G] die  
[G] Looks like we're [D7] in for [C] nasty [G] weather  
[G] One eye is [D7] taken [C] for an [G] eye

*Chorus [acapella - quietly]*

*Chorus [sing and play - louder]*

*Finale [sing and play - loud]:*

*[C] Don't go around tonight  
Well, it's [G] bound to take your life  
[D7] There's a [C] bad moon on the [G] rise  
[D7] There's a [C] bad moon on the [G] rise//// [D7] [G]*

# DA DOO RON RON RON

INTRO: **G7 C**

I **[C]** MET HIM ON A MONDAY AND MY **[F]** HEART STOOD STILL

DA **[G7]** DOO RON RON RON, DA **[C]** DOO RON RON

SOMEBODY TOLD ME THAT HIS **[F]** NAME WAS BILL

DA **[G7]** DOO RON RON RON, DA **[C]** DOO RON RON

**[C Stop]** YEAH MY **[F]** HEART STOOD STILL, **[C Stop]** YEAH HIS **[G7]** NAME WAS BILL

**[C Stop]** AND WHEN HE **[F]** WALKED ME HOME,

DA **[G7]** DOO RON RON RON, DA **[C]** DOO RON RON

**[G7] [C]**

**[C]** I KNEW WHAT HE WAS DOING WHEN HE **[F]** CAUGHT MY EYE

DA **[G7]** DOO RON RON RON, DA **[C]** DOO RON RON

HE LOOKED SO QUIET BUT OH MY **[F]** OH MY

DA **[G7]** DOO RON RON RON, DA **[C]** DOO RON RON

**[C Stop]** YEAH MY **[F]** HEART STOOD STILL, **[C Stop]** YEAH HIS **[G7]** NAME WAS BILL

**[C Stop]** AND WHEN HE **[F]** WALKED ME HOME,

DA **[G7]** DOO RON RON RON, DA **[C]** DOO RON RON

**[G7] [C]**

**[C]** HE PICKED ME UP AT SEVEN AND **[F]** HE LOOKED SO FINE

DA **[G7]** DOO RON RON RON, DA **[C]** DOO RON RON

SOMEDAY SOON I'M GONNA **[F]** MAKE HIM MINE

DA **[G7]** DOO RON RON RON, DA **[C]** DOO RON RON

**[C Stop]** YEAH HE **[F]** LOOKED SO FINE,

**[C Stop]** YEAH, I'LL **[G7]** MAKE HIM MINE,

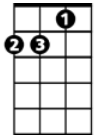
**[C Stop]** AND WHEN HE **[F]** WALKED ME HOME,

DA **[G7]** DOO RON RON RON, DA **[C]** DOO RON RON

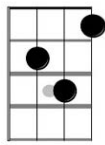
DA **[G7]** DOO RON RON RON, DA **[C]** DOO RON RON **[Stop]**

## Don't Worry; Be Happy

Dm - SC&T



Dm - Bari



**Whistle 2x [C], [F], [C]**

[C] Here's a little song I wrote, [Dm] and you can learn it note for note,  
Don't [F] worry, be [C] happy

In every life we have some trouble, [Dm] when you worry you make it double,  
Don't [F] worry, be [C] happy

**Ooh's 2x [C], [F], [C]**

[C] Aint got no place to lay your head, [Dm] somebody came and took your bed,  
Don't [F] worry, be [C] happy

The Landlord say your rent is late, [Dm] he may have to litigate,  
Don't [F] worry, be [C] happy

**Whistle 2x [C], [F], [C]**

[C] Aint got no cash, aint got no style, [Dm] aint got no goal to make you smile,  
Don't [F] worry, be [C] happy

Cos when you worry, your face will frown, [Dm] and that will bring everybody down,  
Don't [F] worry, be [C] happy

**Ooh's 2x [C], [F], [C]**

[C] Here's a little song I wrote, [Dm] and you can learn it note for note,  
Don't [F] worry, be [C] happy

In your life expect some trouble, [Dm] but when you worry you make it double,  
Don't [F] worry, be [C] happy

**Whistle fade over 3x [C], [F], [C]**

# I'LL TELL ME MA

(Count 1,2,3,4 then 1,2,3,4, strums)

**G C G D7 G**

I'll tell me ma when I get home, the boys won't leave the girls alone

**G C G D7 G**

They pulled my hair, they stole my comb, but that's all right till I go home

**G C G D7**

She is handsome, she is pretty, she is the belle of Belfast city

**G C (stop) G D7 G**

She is a-courting one, two, three ... please won't you tell me who is she? (1,2,3,4 ...)

(At end of song, chorus sung twice - second time quickly)

**G C G D7 G**

Albert Mooney says he loves her, all the boys are fighting for her

**G C G D7 G**

They rap on her door and ring on the bell, will she come out, who can tell

**G C G D7**

Out she comes as white as snow, rings on her fingers and bells on her toes

**G C**

Old Jenny Murrrray says she will die,

**G D7 G**

If she doesn't get the fellow with the roving eye. (1,2,3,4 ...) **Chorus**

**G C G**

Let the wind and the rain and the hail blow high

**D7 G**

And the snow come travelling through the sky

**G C G D7 G**

She's as nice as apple pie, she'll get her own lad by and by

**G C G D7**

When she gets a lad of her own, she won't tell her Ma when she gets home

**G C G D7 G**

Let them all come as they will, for it's Albert Mooney she loves still (1,2,3,4 ...) **Chorus**

# SINGIN' THE BLUES

Introduction: [C] 2 3 4 [F] 2 3 4 [C] 2 3 4 [G7] 2 3 4

Intro verse: Whistle and play (no singing)

Well I [C] never felt more like [F] singin' the blues,  
Cause [C] I never thought that [F] I'd ever [G7] lose  
Your [F] love dear [G7] why'd you do me this [C] way [F] [C] [G7]

1<sup>st</sup> Verse Play and sing

Well I [C] never felt more like [F] singin' the blues,  
Cause [C] I never thought that [F] I'd ever [G7] lose  
Your [F] love dear [G7] Why'd you do me this [C] way [F] [C] [G7]

Well, I [C] never felt more like [F] cryin' all night,  
Cause [C] everything's wrong, and [F] nothin' ain't [G7] right  
Without [F] you [2 3 4][G7] you got me singin' the [C] blues [F] [C] [C7]

Chorus:

*Well, the [F] moon and stars no [C] longer shine  
The [F] dream is gone I [C] thought was mine  
There's [F] nothin' left for [C] me to do,  
[C] [stop] but cry-y-y-y over you [G] 2 3 4 [rattle G7] 2 3 4 [stop]*

Well, I [C] never felt more like [F] runnin' away,  
but [C] why should I go cause [F] I couldn't [G7] stay  
Without [F] you .. [G7] you got me singin' the [C] blues [F] [C] [C7]

Chorus:

*Well, the [F] moon and stars no [C] longer shine  
The [F] dream is gone I [C] thought was mine  
There's [F] nothin' left for [C] me to do,  
[C] [stop] but cry-y-y-y over you [G] 2 3 4 [rattle G7] 2 3 4 [stop]*

Well, I [C] never felt more like [F] runnin' away,  
but [C] why should I go cause [F] I couldn't [G7] stay  
Without [F] you . . [G7] you got me singin' the [C] blues [F] [C] [G7] [C]

## St James Infirmary Blues

It was [Em]down in [B7]Old Joe's [Em]barroom  
At the corner [C6]by the [B7]square  
The [Em]drinks were [B7]served as [Em]usual  
And the [C6]usual [B7]crowd was [Em]there

Now on my [Em]left stood [B7]Big Joe Mc[Em]Kinney  
His eyes were [C6]bloodshot [B7]red  
And as he [Em]looked at the [B7]gang a[Em]round him  
These [C6]were the very [B7]words he [Em]said:

"I went [Em]down to the St. [B7]James In[Em]firmary  
I saw my [C6]baby [B7]there  
Stretched [Em]out on a [B7]long white [Em]table  
So [C6]young, so [B7]cold, so[Em] fair"

[Em]Seventeen [B7]coal black [Em]horses  
Hitched to a [C6]rubber-tired [B7]hack  
[Em]Seven girls [B7]goin' to the [Em]graveyard  
Only [C6]six of them are [B7]coming [Em]back

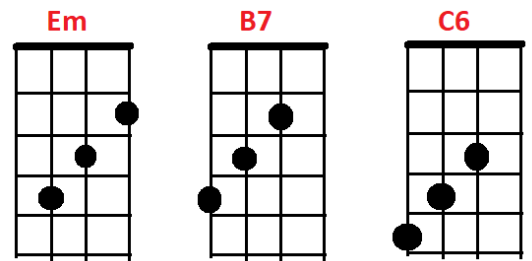
Well let her [Em]go, let her [B7]go God [Em]bless her,  
Wher[C6]ever she may [B7]be  
She may [Em]search this [B7]wide world [Em]over  
And never [C6]find another [B7]man like [Em]me

Oh, [Em]when I [B7]die, just [Em]bury me  
In my high top [C6]Stetson [B7]hat  
Place a [Em]twenty-dollar [B7]gold piece on my [Em]watch chain  
To let the [C6]Lord know I [B7]died standin' [Em]pat

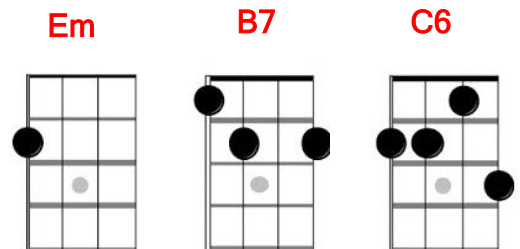
Get six [Em]gamblers to [B7]carry my [Em]coffin  
Six chorus girls to [C6]sing me a [B7]song  
Put a [Em]twenty-piece [B7]jazz band on my [Em]tail-gate  
To raise [C6]Hell as we [B7]go a[Em]long

Now [Em]that's the [B7]end of my [Em]story  
Let's have another [C6]round of [B7]booze  
And if [Em]anyone should [B7]ask you just [Em]tell them  
I've got the [C6]St. James In[B7]firmary [Em]blues [B7] [Em]

Chords for Soprano, Concert & Tenor



Chords for Baritone



# Twelve-Bar Blues

This is a very common pattern of song that uses just three chords. It is also the basis for almost every rock 'n' roll song from "Hound Dog" and "Tutti Futti" onwards.

The pattern is very straightforward it uses chords based around the 1st, 4th and 5th notes of a scale. So, for a blues in C, the chords are C, F and G (usually G7). For a blues in G, the chords are G, C and D7.

The pattern is 12 bars long and is repeated for each verse. The timing is almost always 4 beats in the bar or 4/4 time and the most common strum is the Nashville strum - **D DUDUDU 1 2&3&4&**

Here is the pattern for a blues in C.

**[C] /// [C]/// [C]/// [C]/// [F]/// [F]///**

**[C]/// [C]/// [G7]/// [F]/// [C]/// [C]///**

and here is the same pattern in G

**[G] /// [G]/// [G]/// [G]/// [C]/// [C]///**

**[G]/// [G]/// [D7]/// [C]/// [G]/// [G]///**