


4AAT



# Bergen Industries

Precision Molds

## MOLD PARTS AND ACCESSORIES CATALOG

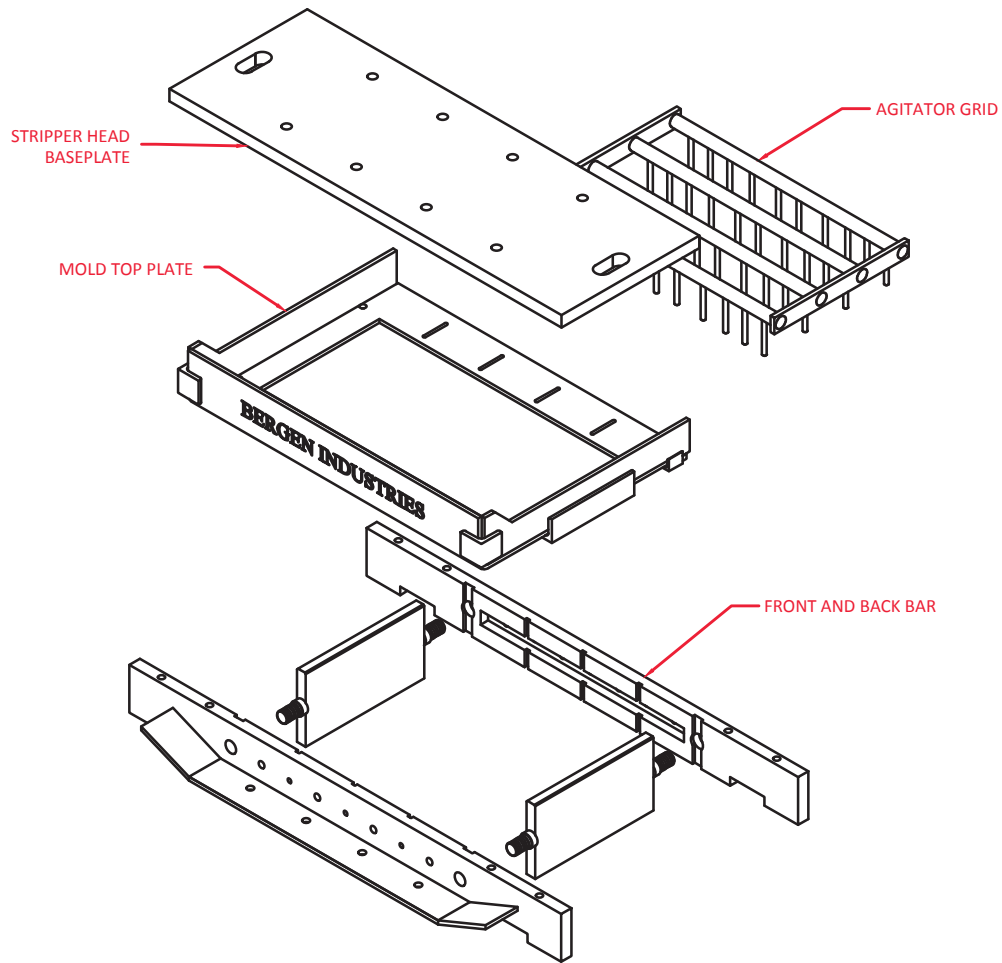


OVER 100 YEARS OF QUALITY, SUPPORT AND INNOVATION  
800-722-0920 | [bergenindustries.net](http://bergenindustries.net) | [www.dwmachine.com](http://www.dwmachine.com)

# MOLD PARTS AND ACCESSORIES

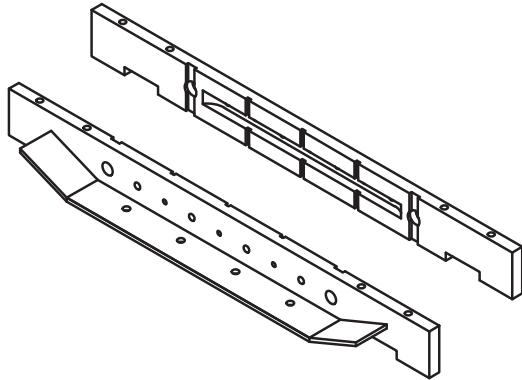
## TABLE OF CONTENTS

PRODUCT	PAGE
▪ <b>BERGEN <u>4AAT</u> MOLD ASSEMBLY</b>	
▪ MOLD FRAME - QUICK REFERENCE TABLE .....	3
▪ STANDARD FRAME COMPONENTS .....	4
▪ <b>RELINE COMPONENTS</b> .....	5
▪ STANDARD MOLD SIDE BARS (OUTSIDE DIVISION PLATES).....	6
▪ STANDARD INSIDE DIVISION PLATES.....	7
▪ STANDARD LINERS.....	8
▪ <b>CUT-OFF BARS &amp; MISC</b> .....	9-11
▪ <b>VIBRATORS</b> .....	12



QUICK COMBINATION REFERENCE TABLE TO MAKE 15 5/8 LONG UNITS			
DESCRIPTION	(8) 3 5/8"	(4) 7 5/8"	(3) 11 5/8"
FRONT AND BACK BAR QTY (2) REQUIRED	39395	39271	39414
MOLD TOP PLATE	40910	40769	40811
STRIPPER HEAD BASEPLATE	12737 XH	12737 YL	12737 YS
AGITATOR GRID (ROUND PRONGS)	48136	48068	48087 A

# MOLD PARTS AND ACCESSORIES

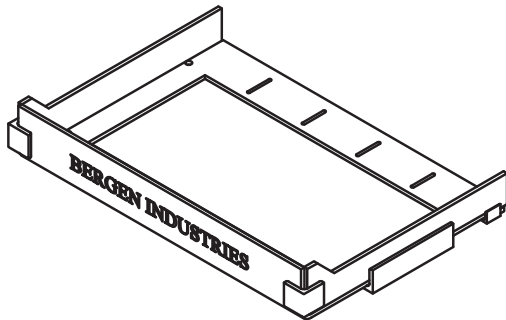


## FRONT AND BACK BARS

FOR 4-AAT MACHINES  
QTY (2) REQUIRED

UNIT WIDTH	# UNITS	PART NUMBER
3 5/8	(8)	39395*
5 5/8	(6)	39405
7 5/8	(4)	39271
9 5/8	(3)	39413
11 5/8	(3)	39414

\*WITH 3/4" CENTER DIVISION PLATE



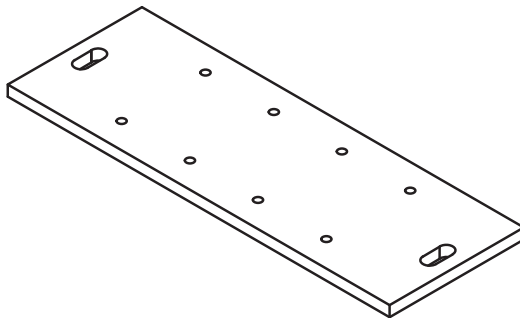
## MOLD TOP PLATES

HEAVY DUTY DESIGN FOR ALL MTPs  
FOR 4-AAT MACHINES

UNIT WIDTH	# UNITS	15 5/8 UNITS	17 5/8 UNITS
3 5/8	(8)	40910*	40918*
5 5/8	(6)	40917	40919
7 5/8	(4)	40769	40920
9 5/8	(3)	40900	40921
11 5/8	(3)	40811	40922

MOLD TOP PLATE WEARING STRIP 12656

\*WITH 3/4" CENTER DIVISION PLATE

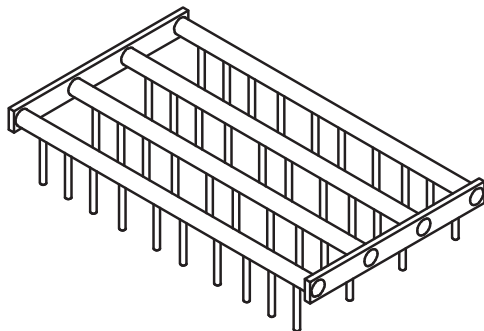


## STRIPPER HEAD BASEPLATES

FOR 4-AAT MACHINES  
FOR BOTH 15 5/8 AND 17 5/8 UNITS

UNIT WIDTH	# UNITS	PART NUMBER
3 5/8	(8)	12737 XH *
5 5/8	(6)	12737 YR
7 5/8	(4)	12737 YL
9 5/8	(3)	12737 XN
11 5/8	(3)	12737 YS

\*WITH 3/4" CENTER DIVISION PLATE



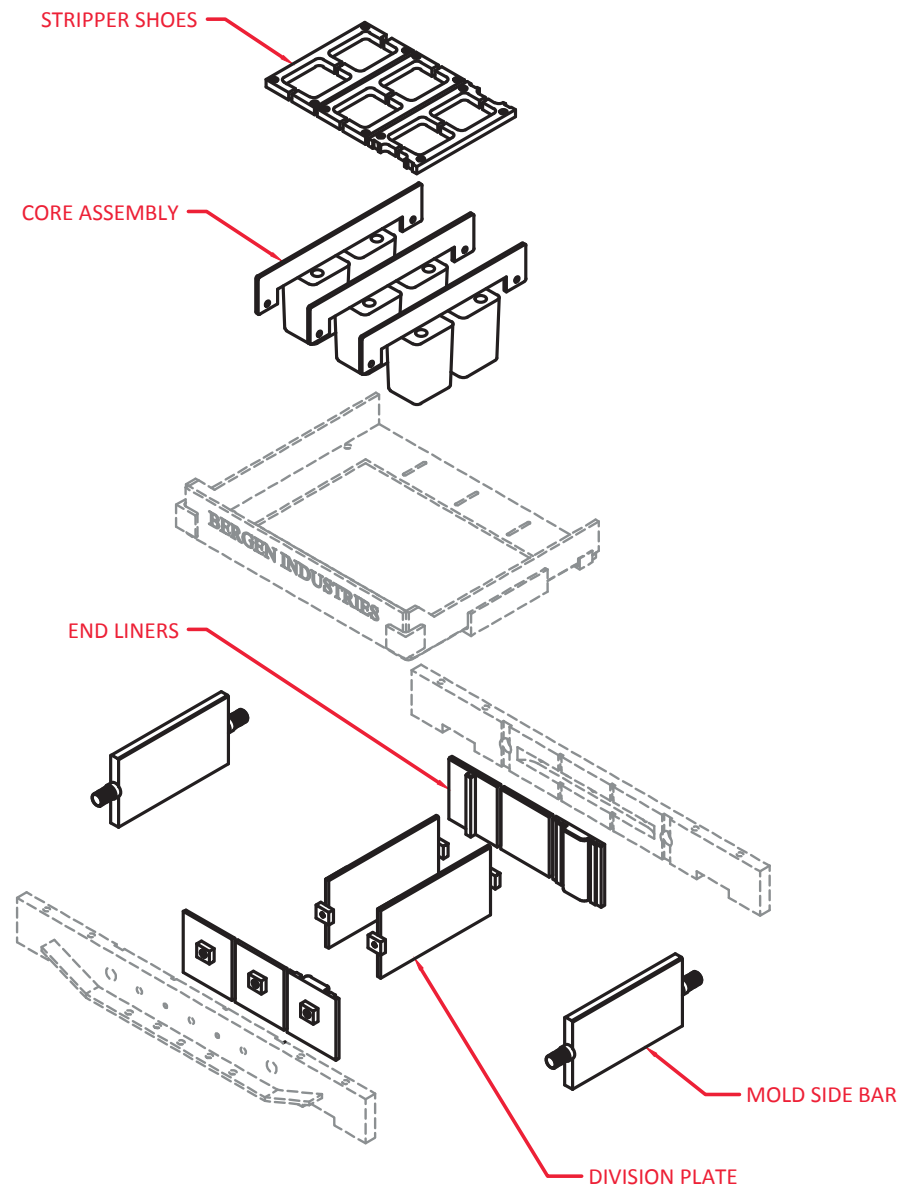
## AGITATOR GRIDS

FOR 4-AAT MACHINES

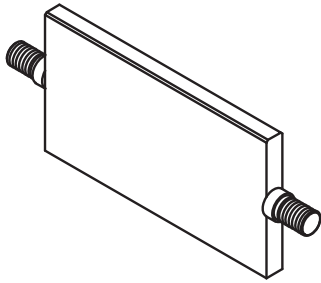
UNIT WIDTH	# UNITS	ROUND PRONG
3 5/8	(8)	48136
5 5/8	(6)	48086 A
7 5/8	(4)	48068
9 5/8	(3)	48142
11 5/8	(3)	48087 A

# MOLD PARTS AND ACCESSORIES

## Mold Reline Components



- Bergen Relines Include:
  - Mold Side Bars
  - Division Plates
  - Liners
  - Core Assemblies
  - Stripper Shoes
- Hardened wear components for increased life.
- Division plates and mold side bars come in a variety of holder styles to suit your needs.
- Quick change mold design reduces reline time, increases mold rigidity, and increases front and back bar life. Contact Bergen for details.
- Can't find what you need? See *Bergen Unit Request Form*

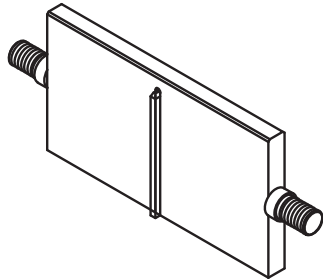


### MOLD SIDE BARS

1 1/4 THICK

HEIGHT	LENGTH	PART NUMBER
8 1/4	15 5/8	1523
8 1/4	17 5/8	1524
9 1/4	15 5/8	1523 YA
9 1/4	17 5/8	1524 ZV

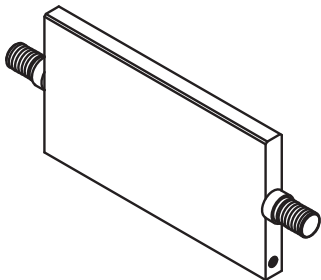
HARDWARE			
HEX NUT	3517	STAR WASHER	3558
LOCK WASHER	3501	ELASTIC STOP NUT	3904



### MOLD SIDE BARS W/ SCORING RIBS

1 1/4 THICK / 9 1/4 HIGH FOR 15 5/8 LONG BLOCK

# SCORES	DESCRIPTION	PART NUMBER
(1)	SCORE ON (1) SIDE	1523 PB
(1)	SCORE ON BOTH SIDES	1523 PE
(2)	SCORES ON (1) SIDE	1523 PC
(2)	SCORES ON BOTH SIDES	1523 PF
(3)	SCORES ON (1) SIDE	1523 PD
(3)	SCORES ON BOTH SIDES	1523 PG

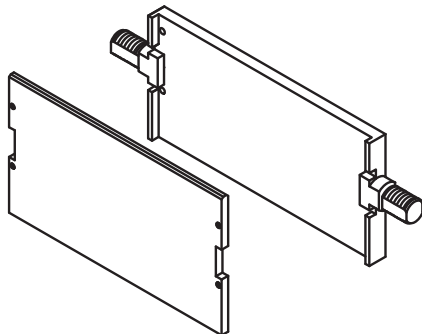


### HEAVY DUTY MOLD SIDE BAR

1 1/4 THICK WITH ADDED 3/4 TAP

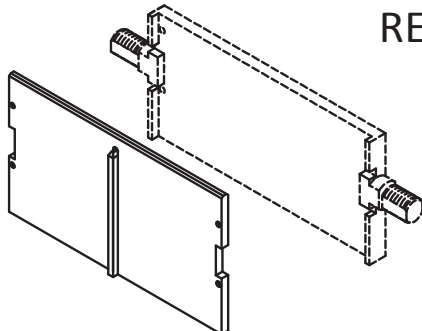
HEIGHT	LENGTH	PART NUMBER
9 1/4	15 5/8	1523 PT
9 1/4	17 5/8	1524 TQ

HARDWARE			
HEX NUT	3517	STAR WASHER	3558
LOCK WASHER	3501	ELASTIC STOP NUT	3904



### MOLD SIDE LINERS / HOLDERS

HEIGHT	LENGTH	DESCRIPTION	PART NUMBER
ALL	15 5/8	HOLDER	1523 Z
ALL	17 5/8	HOLDER	1524 Z
8 1/4	15 5/8	LINER	7442
8 1/4	15 5/8	ASSEMBLY	1523 ZZ
9 1/4	15 5/8	LINER	7442 P
9 1/4	15 5/8	ASSEMBLY	1523 YB
8 1/4	17 5/8	LINER	7469
8 1/4	17 5/8	ASSEMBLY	1524 ZZ
9 1/4	17 5/8	LINER	7469 D
9 1/4	17 5/8	ASSEMBLY	1524 ZT



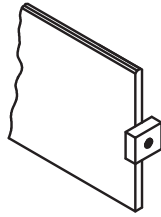
### REPLACEABLE LINERS W/ SCORING RIBS

9 1/4 HIGH FOR 15 5/8 LONG BLOCK (USE WITH 1523 Z HOLDER)

# SCORES	PART NUMBER
(1)	7442 VQ
(2)	7442 VR
(3)	7442 VS

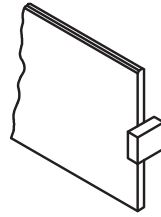
# MOLD PARTS AND ACCESSORIES

## Division Plates



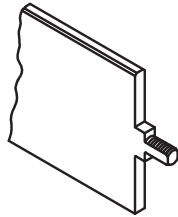
1/2" THICK WITH TAPPED LUG

HEIGHT	LENGTH	PART NUMBER
9 1/4	15 5/8	18353 E



1/2" THICK WITH EXTENDED LUG

HEIGHT	LENGTH	PART NUMBER
8 1/4	15 5/8	1534 Z
8 1/4	17 5/8	1535 Z
9 1/4	15 5/8	1534 YJ
9 1/4	17 5/8	1535 YB

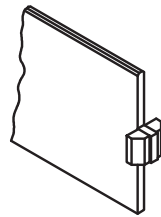


1/2" THICK THREADED

HEIGHT	LENGTH	PART NUMBER
9 1/4	15 5/8	18259
9 1/4	17 5/8	18260

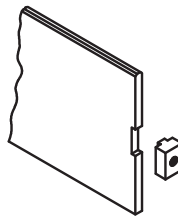
3/4" THICK THREADED

HEIGHT	LENGTH	PART NUMBER
9 1/4	15 5/8	1536 Y
9 1/4	17 5/8	1536 Z



1/2" THICK QUICK CHANGE WITH BEVELLED LUGS

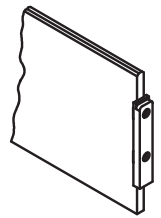
HEIGHT	LENGTH	PART NUMBER
9 1/4	15 5/8	1534 YK
9 1/4	17 5/8	1535 WF



1/2" THICK QUICK CHANGE

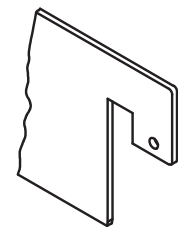
HEIGHT	LENGTH	PART NUMBER
9 1/4	15 5/8	18353 B

REMOVABLE LUG 23849  
BOLT AND LOCK WASHER 3551



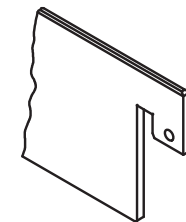
1/2" THICK QUICK CHANGE WITH GIBS

HEIGHT	LENGTH	PART NUMBER
9 1/4	15 5/8	1534 HW



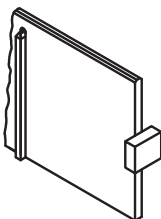
3/8" CORE BAR DIVISION PLATE

LENGTH	PART NUMBER
15 5/8	5025
17 5/8	5124



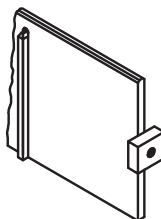
1/2" SUSPENDED DIVISION PLATE

LENGTH	PART NUMBER
15 5/8	18309



1/2" THICK WITH SCORING RIBS AND EXTENDED LUGS  
(15 5/8 LONG X 9 1/4 HIGH)

# RIBS	# SIDES	PART NUMBER
(1)	(1) SIDE	1534 JX
(2)	(1) SIDE	1534 JY
(3)	(1) SIDE	1534 JZ
(1)	(2) SIDES	1534 HA
(2)	(2) SIDES	1534 HB
(3)	(2) SIDES	1534 HC

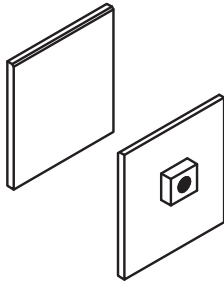


1/2" THICK WITH SCORING RIBS AND TAPPED LUGS  
(15 5/8 LONG X 9 1/4 HIGH)

# RIBS	# SIDES	PART NUMBER
(1)	(1) SIDE	18353 ZB
(2)	(1) SIDE	18353 ZC
(3)	(1) SIDE	18353 ZD
(1)	(2) SIDES	18353 ZE
(2)	(2) SIDES	18353 ZF
(3)	(2) SIDES	18353 ZG

### PLAIN END LINERS

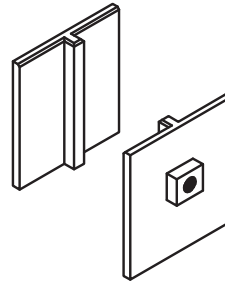
8 1/4 HIGH



UNIT WIDTH	PART NUMBER
3 5/8	1559
5 5/8	1562
7 5/8	1564
9 5/8	1566
11 5/8	1568

### SASH END LINERS

8 1/4 HIGH, 3/4 x 3/4 SQUARE SASH



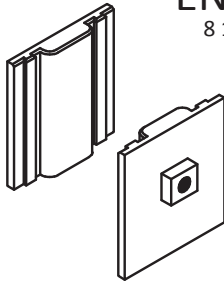
UNIT WIDTH	PART NUMBER
5 5/8	1591 A
7 5/8	1583
9 5/8	1585(LH) OR (RH)
11 5/8	1587(LH) OR (RH)



NOTE: TOP VIEW (LH) SHOWN FOR REFERENCE

### END CORE AND LINER

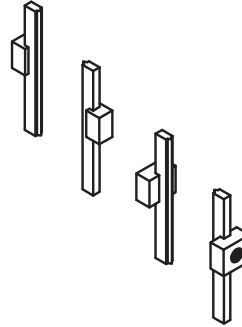
8 1/4 HIGH, 3/4 WIDE MORTAR LOCK



UNIT WIDTH	PART NUMBER
5 5/8	8152
7 5/8	8124
9 5/8	8143
11 5/8	8149

### SPLITTING VEES

8 1/4 HIGH, 1/2" WIDE

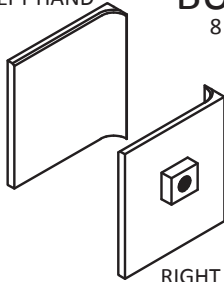


BOLT SIZE	PART NUMBER
1/2 - 13	1534 GL
3/4 - 10	1534 PC
SOLID GIB	1534 KH

### BULLNOSE END LINER

8 1/4 HIGH, 1" RADIUS BULLNOSE

LEFT HAND



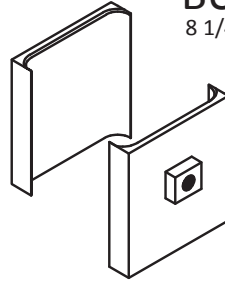
UNIT WIDTH	PART NUMBER
3 5/8	1559 N (LH) or (RH)
5 5/8	1562 N (LH) or (RH)
7 5/8	1564 H (LH) or (RH)
9 5/8	1566 J (LH) or 1566 H (RH)
11 5/8	1568 L (LH) or (RH)

RIGHT HAND

(SPECIFY LH OR RH WHEN ORDERING)

### BULLNOSE END LINER

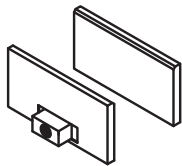
8 1/4 HIGH, DOUBLE 1" RADIUS BULLNOSE



UNIT WIDTH	PART NUMBER
3 5/8	1559 Q
5 5/8	1562 ZC
7 5/8	1564 ZT
9 5/8	1566 T
11 5/8	1568 UT

### PLAIN END LINERS

3 7/8 HIGH

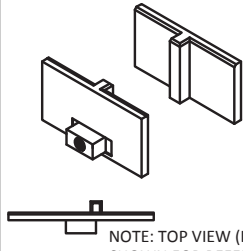


UNIT WIDTH	PART NUMBER
3 5/8	7468
5 5/8	7542
7 5/8	7447
9 5/8	7541
11 5/8	7477

NOTE: MOUNTING BLOCK IS 1" HIGH WITH 3/4-10 TAP  
OTHER CONFIGURATIONS AVAILABLE UPON REQUEST

### SASH END LINERS

3 7/8 HIGH, 3/4 x 3/4 SQUARE SASH



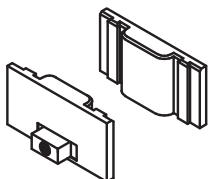
UNIT WIDTH	PART NUMBER
5 5/8	1591 H
7 5/8	1596
9 5/8 (LH)	1585 K
9 5/8 (RH)	1585 L
11 5/8 (LH)	1587 M
11 5/8 (RH)	1587 YX

NOTE: TOP VIEW (LH) SHOWN FOR REFERENCE

NOTE: MOUNTING BLOCK IS 1" HIGH WITH 3/4-10 TAP  
OTHER CONFIGURATIONS AVAILABLE UPON REQUEST

### END CORE AND LINER

3 7/8 HIGH, 3/4 WIDE MORTAR LOCK



UNIT WIDTH	PART NUMBER
5 5/8	8152 A
7 5/8	8124 C
9 5/8	8143 D
11 5/8	8149 A

NOTE: MOUNTING BLOCK IS 1" HIGH WITH 3/4-10 TAP  
OTHER CONFIGURATIONS AVAILABLE UPON REQUEST

## OTHER HALF HIGH PARTS AVAILABLE

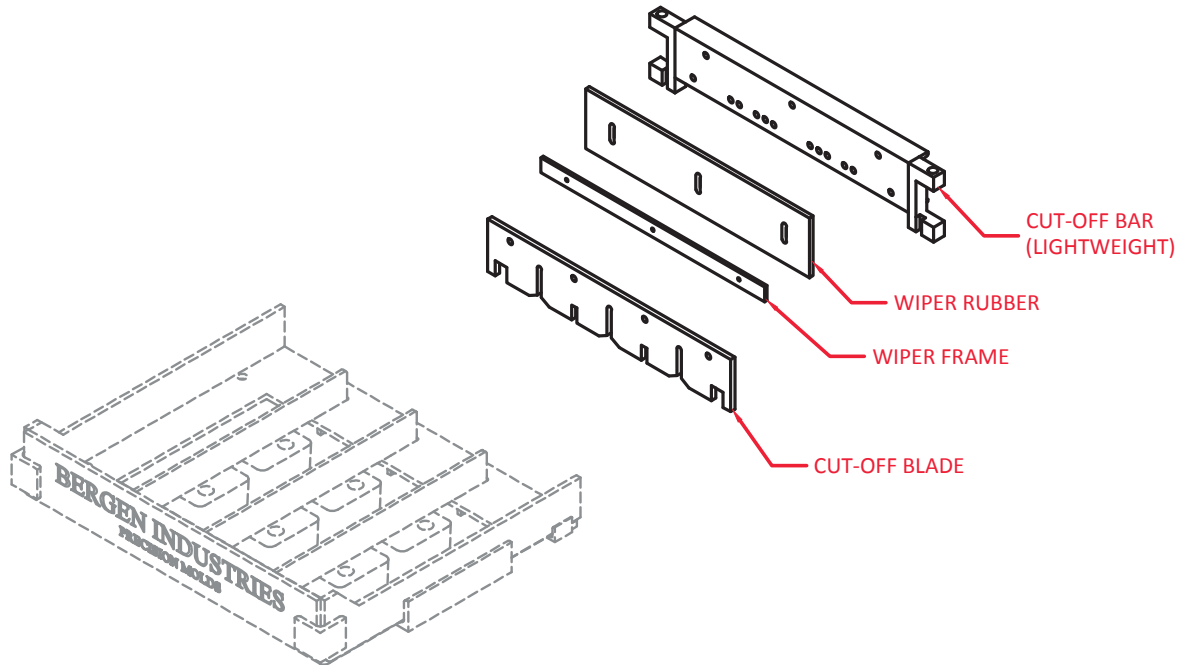
CONTACT YOUR BERGEN INDUSTRIES REPRESENTATIVE FOR ASSISTANCE

(800) 722 - 0920



# MOLD PARTS AND ACCESSORIES

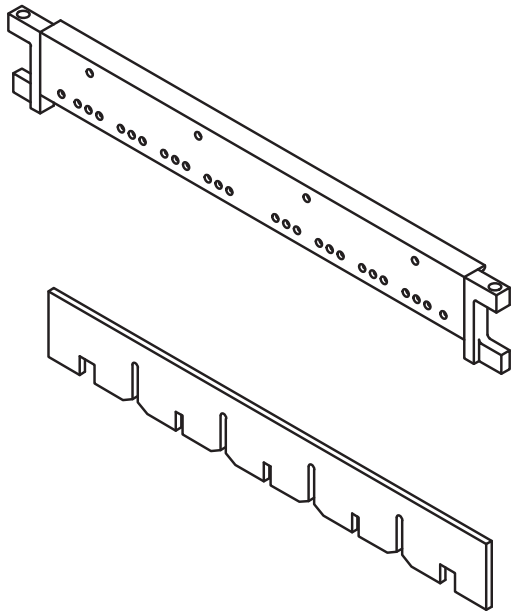
## Cut-off Bars, Components and Miscellaneous



- Bergen cut-off bars come in two styles: Lightweight and Standard.
- Lightweight bar consists of structural steel channel and a one piece cut-off blade
- Lightweight cut-off bars are universal - just change blades for different mold configurations.
- All cut-off bars come with reinforced canvas rubber wiper and steel frame to mount to cut-off bar.

# MOLD PARTS AND ACCESSORIES

## 4-AAT Cut-Off Bars and Blades



### 4AAT LIGHTWEIGHT CUT-OFF BARS

(UNIVERSAL BAR WITH REPLACEABLE ONE PIECE BLADE)

47044P      BAR ONLY      47044R

### ONE PIECE CUT-OFF BLADES

FOR LIGHTWEIGHT 4-AAT CUT-OFF BARS  
9-1/4 HIGH DIV. PLATES

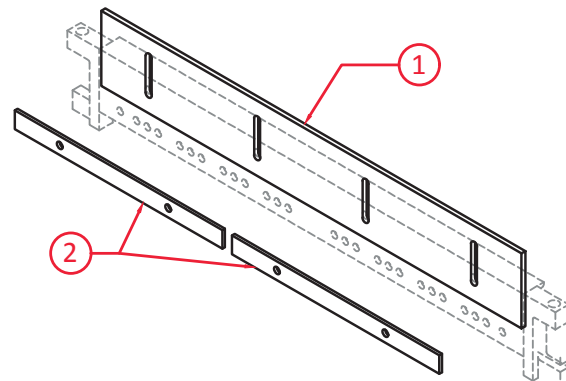
47044P	<u>UNIT WIDTH - # UNITS</u>	47044R
2273ZM	3-5/8 (8)	2273ZY
2273B	5-5/8 (6)	2273YM
2273C	7-5/8 (4)	2273ZN
2273D	9-5/8 (3)	2273YF
2273E	11-5/8 (3)	2273ZP

### WIPER FRAME AND RUBBER

FOR ALL 4-AAT CUT-OFF BARS

<u>KEY NO.</u>	<u>QTY.</u>	<u>PART NO.</u>	<u>DESCRIPTION</u>
1	1	1121 K	RUBBER WIPER
2	2	1249 YF	WIPER FRAME

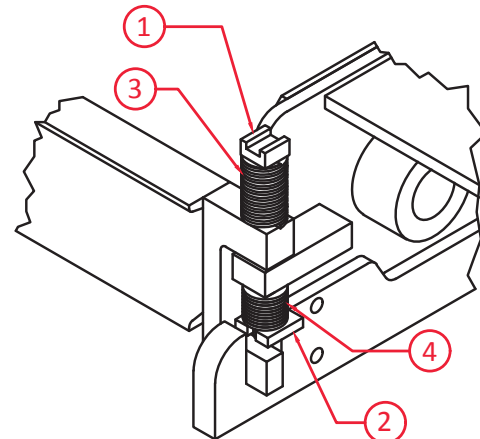
HEX HEAD CAP SCREW      3570  
(1/2 x 2-1/2 LONG W/ NUT & LOCK WASHER)



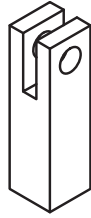
### CUT-OFF BAR SPRING ASSEMBLY

FOR ALL 4-AAT CUT-OFF BARS

<u>KEY NO.</u>	<u>QTY.</u>	<u>PART NO.</u>	<u>DESCRIPTION</u>
-	1	3081	CUT-OFF BAR SPRING ASSEMBLY
-	1	3081 E	WRENCH
1	1	3081 A	STUD - 7 7/8" LONG
2	1	3081 B	LOCKING PLATE
3	1	3081 C	SPRING
4	20	3081 D	WASHERS



### CORE BAR HOLDING LINKS



MACHINED STYLE  
 3/8" THICK CORE BAR 1024  
 1/2" THICK CORE BAR 1024 C




CAST STYLE  
 3/8" THICK CORE BAR 1027  
 1/2" THICK CORE BAR 1027 C

MISCELLANEOUS HARDWARE

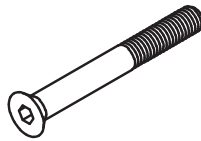
RIVET W/ COTTER PIN	3518	BOLT W/ LOCK WASHER	3550
---------------------	------	---------------------	------

### STRIPPER SHOE BOLTS

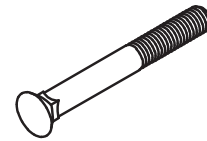
1/2-13 X 4" LONG, WITH NUT AND LOCK WASHER



SLOTTED HEAD  
 3507 (W/ NUT & L/W)  
 H3507 (HARDENED HEAD)  
 H3507 B (WITH HEAVY NUT)



ALLEN HEAD  
 38397 (W/ NUT & L/W)  
 38397 B (WITH HEAVY NUT)



FLAT HEAD / SQ. NECK  
 38496 (W/ NUT & L/W)  
 38496 B (WITH HEAVY NUT)

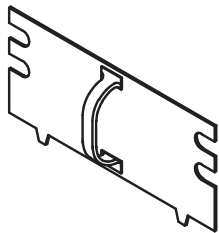
MISCELLANEOUS HARDWARE

NUT	38259
LOCK WASHER	3509
HEAVY NUT	3885

COUNTERSINK INSERT

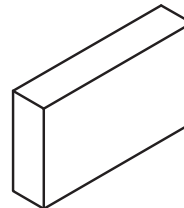
FOR 1/2" FLAT HEAD	
BOLTS	38283

### UNIVERSAL HEIGHT GAUGE



PART NUMBER 3096 E  
 MEASURES (3) UNIT SIZES:  
 3 5/8, 5 5/8, AND 7 5/8 HIGH

### PALLET RECEIVER RUBBERS



RUBBER 55 DUROMETER  
 1" x 3" x 5" 1072  
 1 1/2" x 3" x 5" 8729

NEOPRENE 55 DUROMETER  
 1" x 3" x 5" 1073  
 1 1/2" x 3" x 5" 8730

### MISCELLANEOUS HARDWARE

STRIPPER HEAD SECTION HARDWARE

BOLT W/ LOCK WASHER	3547
---------------------	------

MOLD TOP PLATE HARDWARE

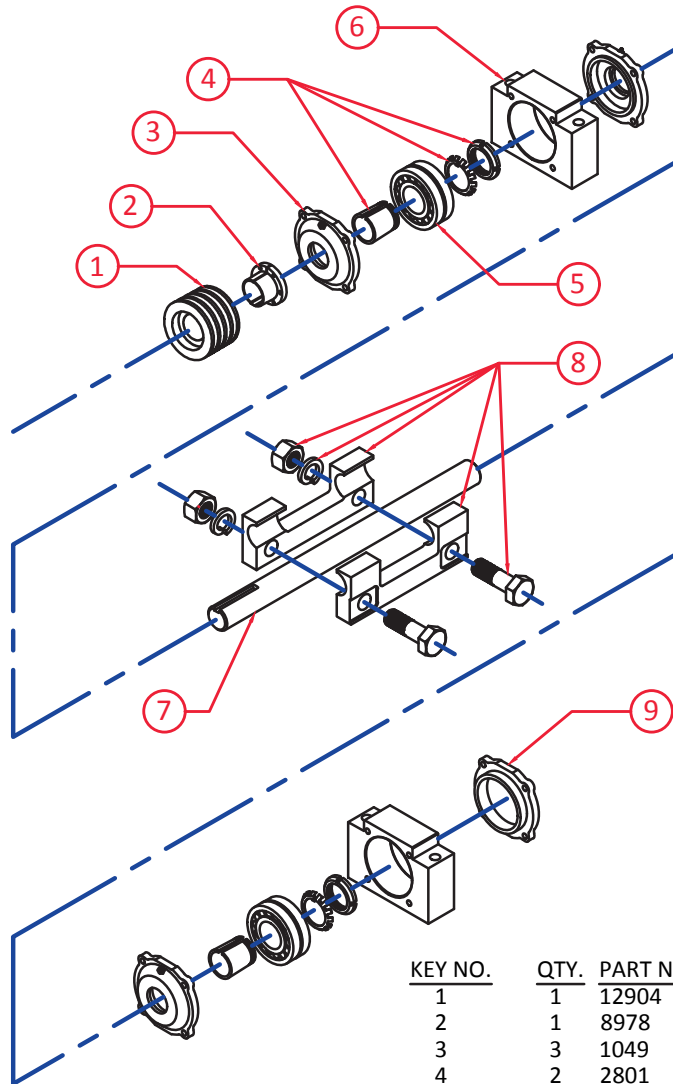
MTP W/ VIBRATOR - BOLT, NUT AND LOCK WASHER	3514
MTP LESS VIBRATOR - BOLT, NUT AND LOCK WASHER	3533

END LINER HARDWARE W/ STANDARD FRONT AND BACK BARS

BOLT W/ LOCK WASHER	3522
---------------------	------

# MOLD PARTS AND ACCESSORIES

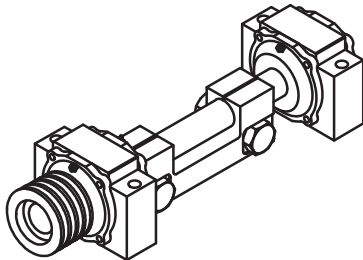
## Vibrator Assembly



KEY NO.	QTY.	PART NO.	DESCRIPTION
1	1	12904	SHEAVE
2	1	8978	TAPER LOCK BUSHING WITH KEY
3	3	1049	BEARING CAP WITH SEALS
4	2	2801	TAPERED BEARING ADAPTER
5	2	2800A	BEARING
6	2	1051	BEARING HOUSING
7	1	12902	VIBRATOR SHAFT FOR 15 5/8"
		12903	VIBRATOR SHAFT FOR 17 5/8"
8	1	23856	ONE - PIECE VIBRATOR WEIGHTS
9	1	1048	BEARING END CAP

### COMPLETE VIBRATOR ASSEMBLY:

- 12924N 15 5/8 COMPLETE VIBRATOR ASSEMBLY WITHOUT WEIGHTS, 18" WIDE MOLDS
- 12925J 17 5/8 COMPLETE VIBRATOR ASSEMBLY WITHOUT WEIGHTS, 20" WIDE MOLDS



### VIBRATOR HARDWARE:

QTY. REQ.	PART NO.	DESCRIPTION
8	3538	3/8 - 24 X 4 1/2" LONG BEARING CAP BOLTS
4	3887*	3/4 - 10 X 13" LONG (COARSE THREAD)
4	3910*	3/4 - 10 X 14" LONG (COARSE THREAD)
4	3533*	3/4 - 16 X 13" LONG (FINE THREAD)
4	3842*	3/4 - 16 X 14" LONG (FINE THREAD)

\*INCLUDES NUT AND LOCK WASHER



---

## ABOUT US

---

Located in Drums, PA, Bergen Industries has been a leading manufacturer of precision molds and components for manufacturers of concrete block and hardscape products since 1907.

We know mold performance is a critical component in your production line's costs, efficiency and ultimately your profitability.

Feel free to contact us directly. We can provide a no obligation quote and further discuss what Bergen Industries can do for you.



# Bergen Industries

## Precision Molds

77 Oak St | Drums, PA 18222  
P: 800-722-0920 | F: 570-474-0600  
[www.bergenindustries.net](http://www.bergenindustries.net) | [sales@bergenindustries.net](mailto:sales@bergenindustries.net)

---