


☐

I'm not robot

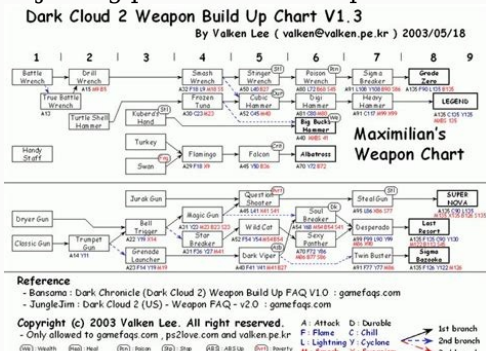

reCAPTCHA

I'm not robot!

Dark cloud weapon guide

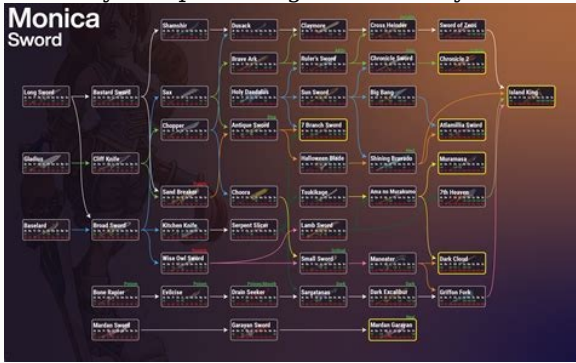
Honestly, you will not need a lot in this game to fill it. Like any other dungeon, you will need to keep your weapon in good condition, strengthen protection and wear a wide selection of things that would deny this state. During the game you will learn most of them, so I will make a proposal for you to purchase them and how to use them. The Dark Cloud weapon system is one of the best. This allows you to improve your weapons with the help of accessories, over time, to become stronger, and, most importantly, transfer these skills to new weapons. There are many ways to play in an excellent weapon and improve them - instead of telling you what to do, I will give you only general tips and allow you to configure your weapon in accordance with your individual preferences. Weapons 1. The new weapon against the building is one of the most important solutions in this game when you get a new weapon that is better than a high-level weapon that you create. Are you going to new weapons? In general, the answer is yes. Weapons too often requires unique accessories that cannot be bought. In any case, the new weapon in these areas is inferior. Another problem is that if you defeat the game, you cannot create your weapon more than one or twice, and most likely it will be a weapon that you still take in your hand. Of course, it is important that weapons at the highest level could only be bought by unique a higher weapon - for each character there are five or six levels of weapons, and you will probably never find anything above four.

The main advice: create a weapon until you find a more advanced weapon, then break the condition of your current weapon and throw it into a new one. As soon as you do this, you will probably see that you will be much closer to create a new weapon. But be careful. The special weaknesses of your weapons (and advantages) will also be moved to your new weapon, so be choB "Equipment to be honest, you don't need much in this game to end it. As in any other basement plantation, you have to keep your weapon in good condition, defend it and have a large selection of nejat objects. You will discover this Majority during the 1 game, so I will simply give you suggestions where you get you and how you can use it. The weapon system in a dark cloud is one of the coolest theme and above all to get these skills on a new weapon Translated. There are many ways to get an excellent weapon in the game and improve it - rather to improve them - instead of saying what to do, I will only give advice and enable the weapon to be used in individual Adjusting preferences. Weapons 1. New weapon against the construction - one of the biggest decisions of this game appears a new weapon, better than a weapon with a high level that you are currently building. Are you going to a new weapon? Basically, the answer is.



On the other hand, the construction of weapons requires unique and unchangeable ties. The new weapon generally has more points in these areas. Another problem is that you simply cross the game, you can't build a weapon more than once or twice, and it will probably be the weapon you collect. However, it is great, they cannot get the highest weapons by building weapons with higher weapons, or they are for every character, and they will probably never find more than four. The best advice: build your weapon until you find a more advanced weapon, then break the current weapon and throw it into a new one. You will probably find that you will be much closer after reaching the construction of a new weapon. However, look. The special weaknesses of your weapon (and armed forces) will also move to your new weapon, then C.Add it to your weapon.

4. The synth sphere is good for everyone.



Once you surrender your country change weapon, anyone can use Sinthish.



This means that if you cancel the bandit's hell, he will steal his skills (plus 60% of his skill) for example, the Big Bang sword. Use this skill carefully as you can derive many prefab points for low max weapons. IGN's FAQ has an excellent crafting FAQ written by Jhimonnee. Article and attachments. As already mentioned, the following cannot be purchased in any city: Pumpkins, Parts of Eden and Defensive Objects, Metal Shards or Fate Killers. Otherwise, you will usually find parking, repairs, spare parts, escape, resurrection and various other products in any store in the city. These are objects, furniture and gemstones that are unique to each city. Since you can teleport from one town when you are outside the dungeon, you can tailor your trading expeditions to suit your needs: Village Norane, Bread, Pure Water, Antidote, Soap, Bomb Attack, Ice, Thunder, Wind, Holy, Dinocillary, Matakata Lighta Bread Chrees Contraceptives SOAP Slanter White Owl sword mimiko juice pings (Note: Item shop and weapon shops are only open during the day) soft bread banana normal water. Strength water-drink pulsating red bombs gits hellish jewel blizzard stone pearl lightning strudelstein holy stone attack +1 speed +1 magic +1 fire ice thunder holy wind ark paternal kitchens gladbus bone kneadmead-sledge hammer hinge fisherm Apremum-water cheese cheese premium class Healing healing boring healing healing hunters- Water yellow with drip on drip Water Water Water Water Chicken Premium-Chicken Premium-Chicken Premium-Chicken-Lighter Looking Area.City, in addition to 2 other "things" that I will not damage here. In addition to the renovation of the city in this game, you will also have the task of exploring various prisons that are accidentally generated every time you enter. This means that every time you enter prison, it will be completely different from the last time arrives here. Almost every floor in each prison is the following, giving the dark cloud an adequate game value. Cheat Cloud Dark Cloud Dark Cloud Cloud Cloud clouds in this section are my complete dark cloud guide. All you need to know to complete the game from start to finish is this section. I divided the game into different sections depending on the current prison and the city you are working on. The continuation of the transition of the dark cloud -

Contingency with the guide for the best places to improve the level. Contingency with a fishing guide. Contingency with the lost Bone Burner. Contingency with a bridge. Guide to the southeast. ... in a section. This section includes all my 100%city completion manuals, as well as my best weapons guides, fishing guide and the

Musk Laga 100%urban planning guide. The continuation of the road to the giant giant of the sun of the giant factory