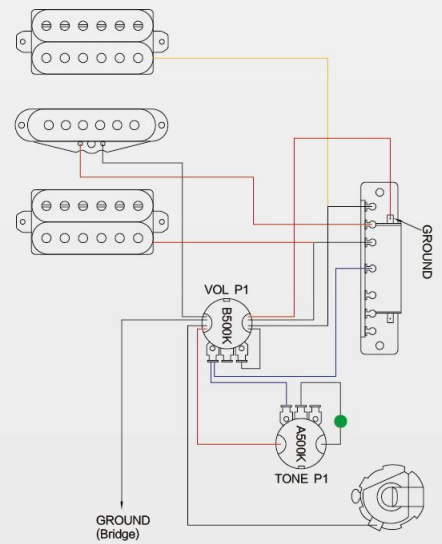




GRS STYLE
ASSEMBLY DIAGRAM

H-S-H,1V/1T,5-Way Selector



YOU NEED A SCREWDRIVER



YOU NEED A WRENCH



**YOU NEED TO USE
WIRE CUTTERS**



**PAY ATTENTION TO
ASSEMBLING**





B






A



C

D

E





A

B

C

D





E




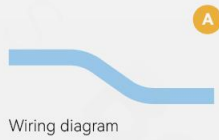
F



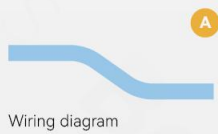

G

H









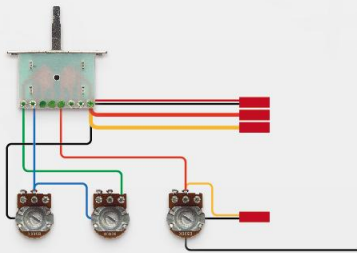


Wiring diagram





A



B



C



D



E



F



G



H



I



J

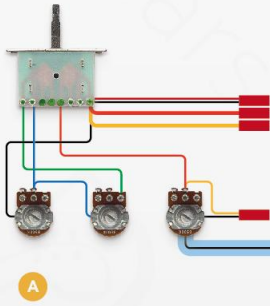


K







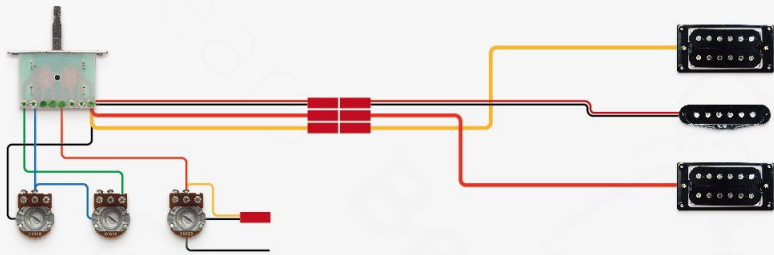
L







Wiring diagram







H




H



I




I




J



J







A



B



C



D








E



F







A





B



C









ENJOY





Bex Gears