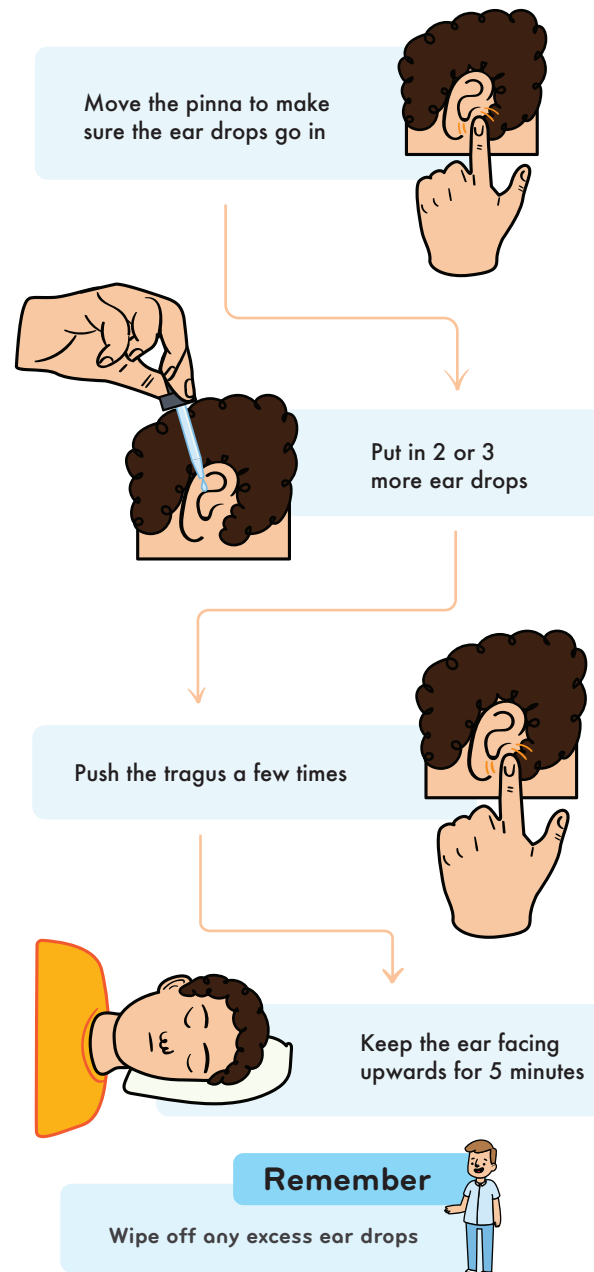
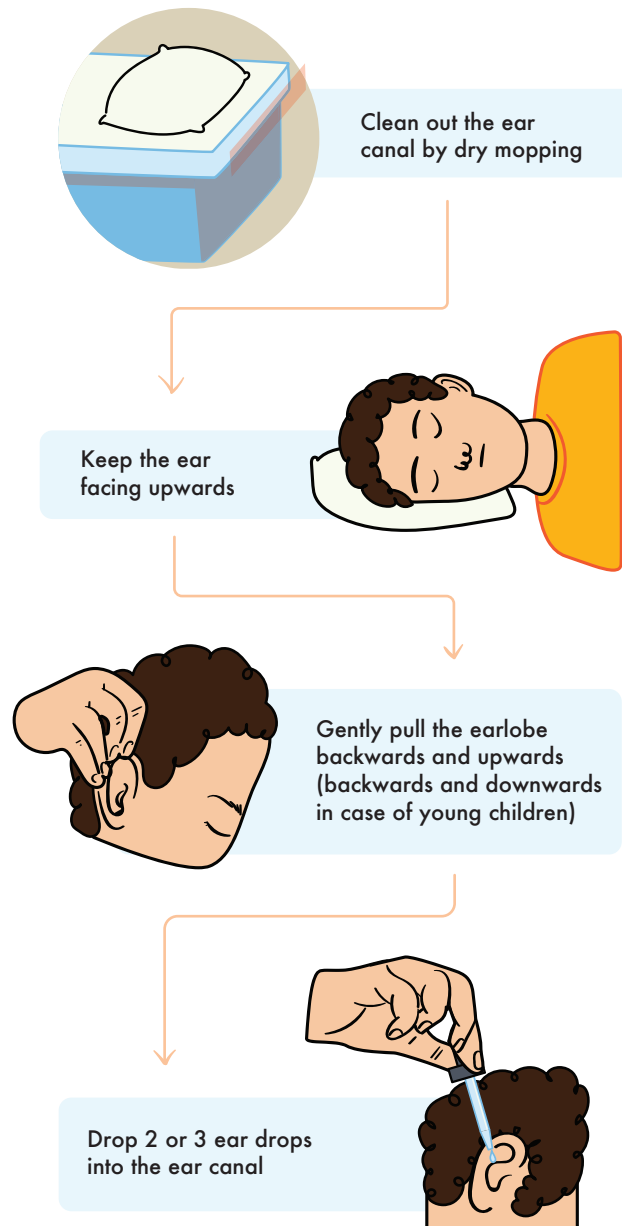


Step 3

Use ear drops properly, if prescribed



© World Health Organization 2023. Some rights reserved. This work is available under the [CC BY-NC-SA 3.0 IGO](https://creativecommons.org/licenses/by-nc-sa/3.0/) licence.


WHO/UCN/NCD/SDR 23.3

https://www.who.int/health-topics/hearing-loss#tab=tab_1



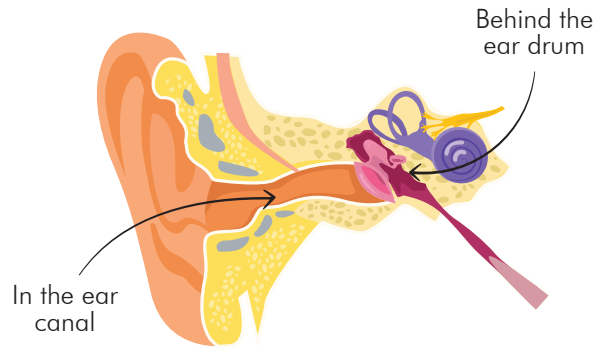
World Health Organization

CARE OF DISCHARGING EARS



What causes ear discharge?

Ear discharge can be caused by infection which is



Is ear infection serious?

Ear infections can be serious and if untreated can lead to:

- ✓ Hearing loss
- ✓ Hole in the ear drum
- ✓ Swelling behind the ear
- ✓ Infection in the brain
- ✓ Paralysis of the face
- ✓ Dizziness

Can ear infection be treated?

Yes. Ear infections can be treated with medicines or surgery.

How should I care for a discharging ear?

Seek and follow the advice of a health worker or doctor

Care for a discharging ear by following three steps

Step 1

Protect the ear from water when bathing/showering



Soak a piece of cotton with oil



Squeeze



Plug it into the ear canal
Don't push it deep inside



Remove
after bathing/showering

Step 2

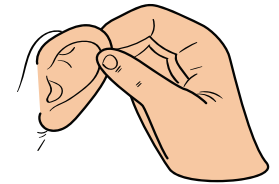
Clean the ear with a wick

Take a piece of soft, strong tissue paper



Roll it into a pointed shape

Gently pull the pinna away from the head



Place the wick into the ear canal

Leave it in for a minute to absorb any discharge



Remove the wet wick and inspect it

If there is discharge on it replace with a clean wick



Remember

Repeat until the wick stays dry