

MY KITCHEN





MILLION WORD GAP PROJECT

Learning about prepositions and kitchen vocabulary is an important step in building a child's language and cognitive skills. Prepositions like 'in,' 'on,' 'under,' and 'next to' help children understand relationships between objects and space, which are key for following directions, problem-solving, and organizing their thoughts. In the same way, learning kitchen vocabulary helps children develop their ability to talk about everyday activities and routines. As you read today's story, point out the prepositions and kitchen words, and encourage your child to think about where things are in the story and how they might relate to their own kitchen experiences. This helps children build a richer vocabulary and a better understanding of the world around them.

The Hope-Hear Million word gap project by
Hope-Hear NPC, 2024 / 064699 / 08
is licensed under a Creative Commons Attribution -
Non-Commercial 3.0 Unported License


www.hope-hear.org
#HOPE-learn

Where is the pot?



**On top
of the stove**

Where is the water?



**in
the pot**

Where is the girl?

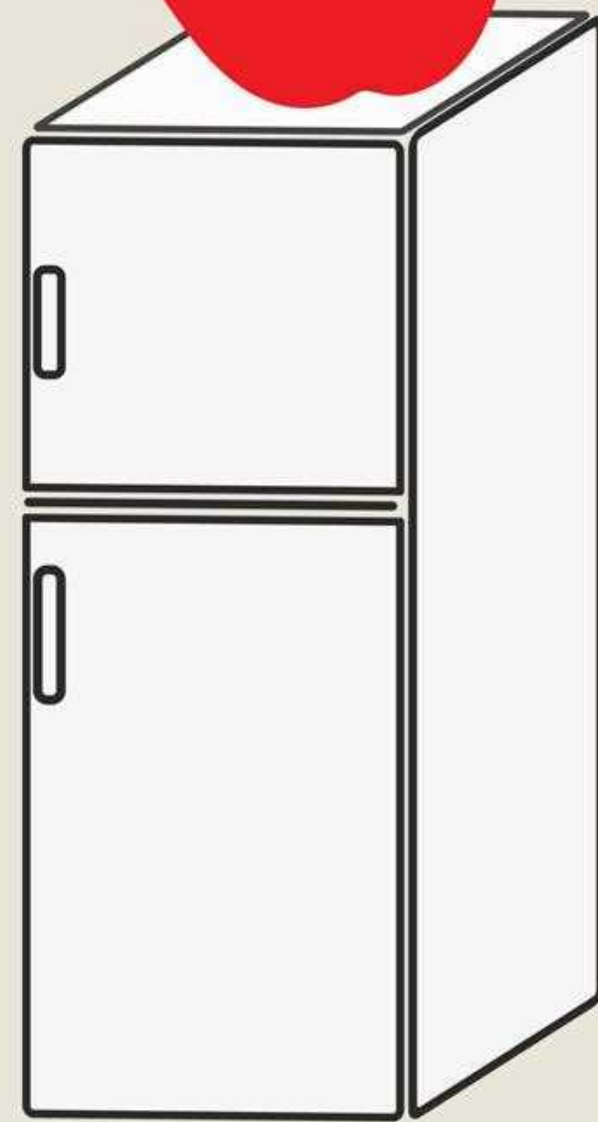


**next to
the pot**

A stylized illustration of a refrigerator with its door open. The interior is divided into shelves and compartments. The top shelf contains a green plant in a blue pot and a green box with a red 'X' and a red 'Σ'. The middle shelf holds a green jar, a green bag tied with a red ribbon, and a green jar. The bottom shelf is a blue drawer containing a red liquid spill and a green plant. The door is open to the right, showing shelves with various items: a green box, a green box, a green bottle, a red bottle, and a green bottle. A large puddle of red liquid is on the floor in front of the refrigerator. The background is a solid light green color. The letter 'W' is visible in the top right corner.

A simple illustration of a red apple with a single green leaf attached to its stem. The apple is positioned in the lower right corner of the page.

on
the fridge



A tall, dark grey refrigerator with its door open to the right. The interior features four light-colored shelves and a light blue freezer compartment at the bottom. The door is also open, revealing several shelves and a light blue drawer at the bottom. The refrigerator is set against a plain, light-colored background.

empty


Where is the banana?

On
the table



under
the table

next to
the table



Where is the naartjie?



Next to
the chair

behind
the chair



under the
the chair




on
the chair



Where is the cake?

In
the oven



on
the plate




on
the table
and
next to
the flowers



Where is the mug?


In
the sink



next to
the sink

Where is the kettle?


On
the stove



on
the floor and
next to the
broom



on
the table



The cat is

on the table
next to the vase of flowers
and **in front** of the dog

The dog is

on the table
next to the vase of flowers
and **behind** of the cat

The ball is

on the floor
and **under** of the table

The chair is

on the floor
and **next to** the table