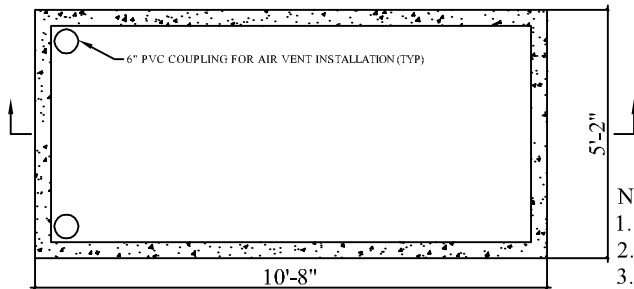


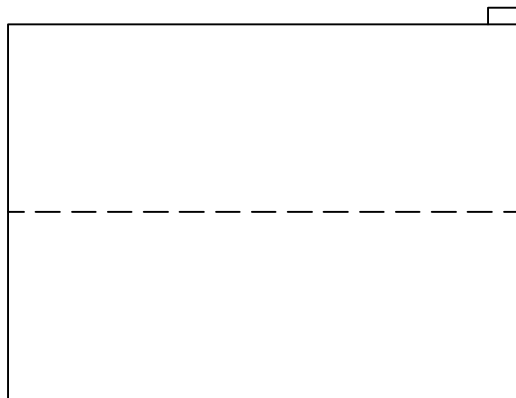
SECTION A-A




PLAN VIEW

NOTES:

1. CONCRETE STRENGTH = MIN. 4500 PSI
2. STRUCTURAL FIBER REINFORCEMENT
3. MASTIC SEALANT IN TANK JOINT
4. TANKS CAN BE MODIFIED UPON REQUEST



FRONT VIEW



SIDE VIEW

APPROX. WEIGHT:

TOP = 7,500 lb
 BOTTOM = 7,500 lb
 TOTAL = 15,000 lb



CTJAMISON.COM
 PH: 540-483-5944

POTATO CELLAR

Date
 Feb 2016

Scale
 Not To Scale