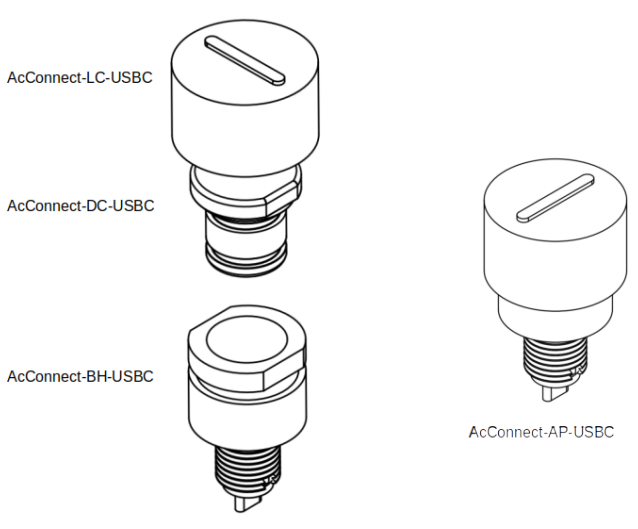
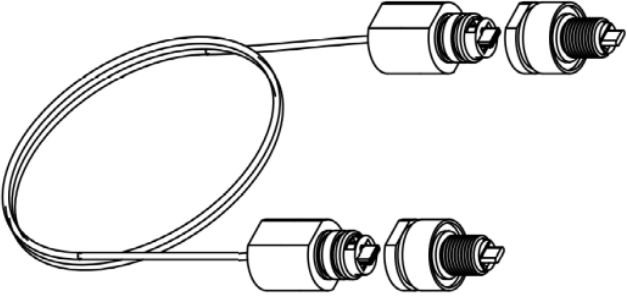
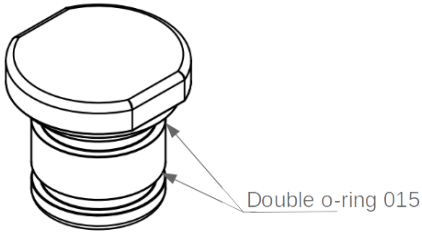
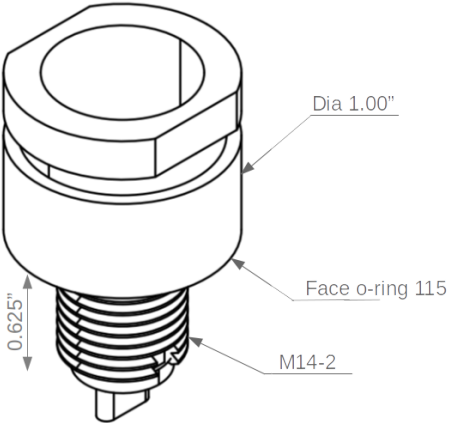
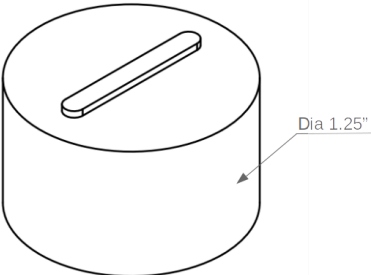


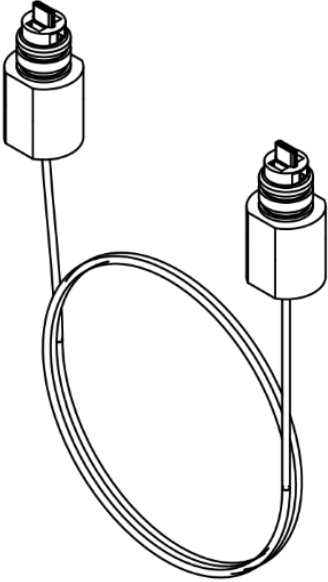
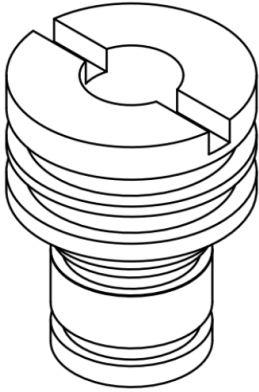
Product Description: AcConnect-XX-USBC is the series of AcConnect products consisting of dry mate underwater USB-C connectors, auxiliary devices and cables produced by AcBotics Research, LLC.

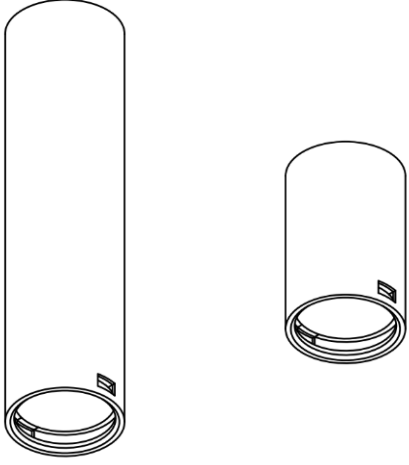
Assembly	Property	Specification
AcConnect-AP-USBC-XX	Description	Assembly: Access port
	Components	AcConnect-DC-USBC-XX AcConnect-BH-USBC-XX AcConnect-LC-USBC
	Max diameter	1.25 inch
	Materials & Depth Rating	AL: Anodized aluminum/500 m SS: Stainless steel/6000 m TI: Titanium/6000 m
	Installation and use	<p>Install AcConnect-BH-USBC using M14-2 Threaded hole or M14 pass hole with nut/washer. To seal, install AcConnect-DC-USBC and lock with AcConnect-LC-USBC.</p> <p>On the surface/bench, AcConnect-DC-USBC and AcConnect-LC-USBC may be removed and a standard USB-C cable connected for customer use.</p>
 <p>The image shows four technical drawings of the AcConnect components. On the left, three drawings are stacked vertically: AcConnect-LC-USBC (a cylindrical cap with a locking tab), AcConnect-DC-USBC (a cylindrical connector with a threaded base), and AcConnect-BH-USBC (a cylindrical connector with a hexagonal base). On the right, a single drawing shows AcConnect-AP-USBC (a cylindrical cap with a locking tab and a threaded base).</p>		

AcConnect-AE-USBC-XX COMING SOON ALL SPECS PREDICTED	Description	Assembly: External storage
	Components	AcConnect-BH-USBC-XX AcConnect-EA-USBC-XX AcConnect-EB-USB-XX-YY
	Maximum diameter	1.25 inch
	Materials & Depth Rating	AL: Anodized aluminum/200 m SS: Stainless steel/3000 m TI: Titanium/3000 m
	Installation and use	Install AcConnect-BH-USBC using M14-2 Threaded hole or M14 pass hole with nut/washer. To seal, install AcConnect-EA-USBC; insert SSD USB converter with SSD installed or microSD to USB-C converter. Cover with housing, and lock with teflon key.
AcConnect-AC-USBC-XX COMING SOON ALL SPECS PREDICTED	Description	Assembly: Underwater Inline cable to bulkhead assembly
	Components	AcConnect-BH-USBC-XX x2 AcConnect-IL-USBC-XX AcConnect-IC-USB-XX-YY
	Materials & Depth Rating	AL: Anodized aluminum/60 m SS: Stainless steel/100 m
	Maximum	1.25 inch

	dimension	
	Installation and use	<p>Install AcConnect-BH-USBC using M14-2 Threaded hole or M14 pass hole with nut/washer in the two pressure vessels you want to connect.</p> <p>To seal, into each AcConnect-BH-USBC insert AcConnect-IL-USBC inline connector; lock with AcConnect-IC-USBC inline locking collar.</p>
		

Part	Availability	Drawing
AcConnect-DC-USBC-XX (Dummy Cap)	-AL (single o-ring) -SS (double o-ring) -TI (double o-ring)	 <p>Double o-ring 015</p>
AcConnect-BH-USBC-XX (Bulkhead connector)	-AL -SS -TI	 <p>Dia 1.00"</p> <p>Face o-ring 115</p> <p>M14-2</p> <p>0.625"</p>
AcConnect-LC-USBC (Dummy locking collar)	Stock	 <p>Dia 1.25"</p>

<p>AcConnect-IL-USBC-XX-YY (Inline cable)</p>	<p>Coming soon</p>	
<p>AcConnect-IC-USBC (Inline locking collar)</p>	<p>Coming soon</p>	
<p>AcConnect-EA-USBC-XX External auxilliary connector XX = material code</p>	<p>Coming soon</p>	

<p>AcConnect-EB-USBC-XX -YY External storage bottle XX = material code YY = length/capacity</p>	<p>Coming soon</p>	
---	---------------------------	--