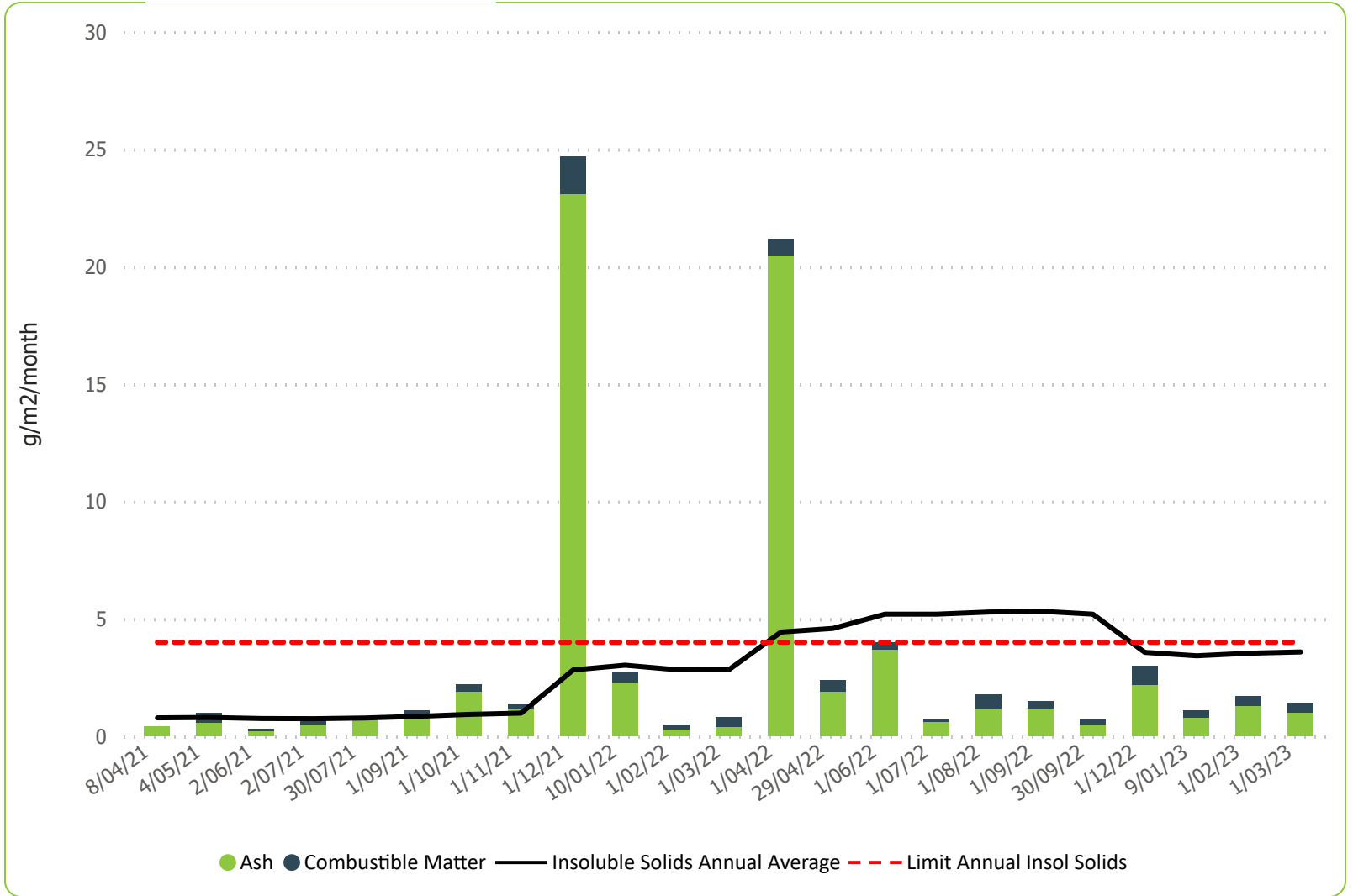
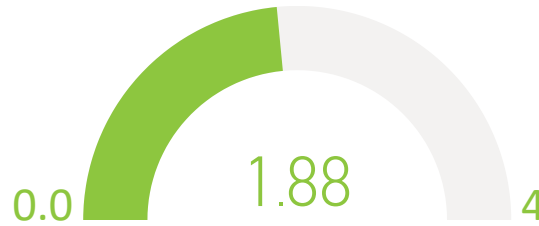
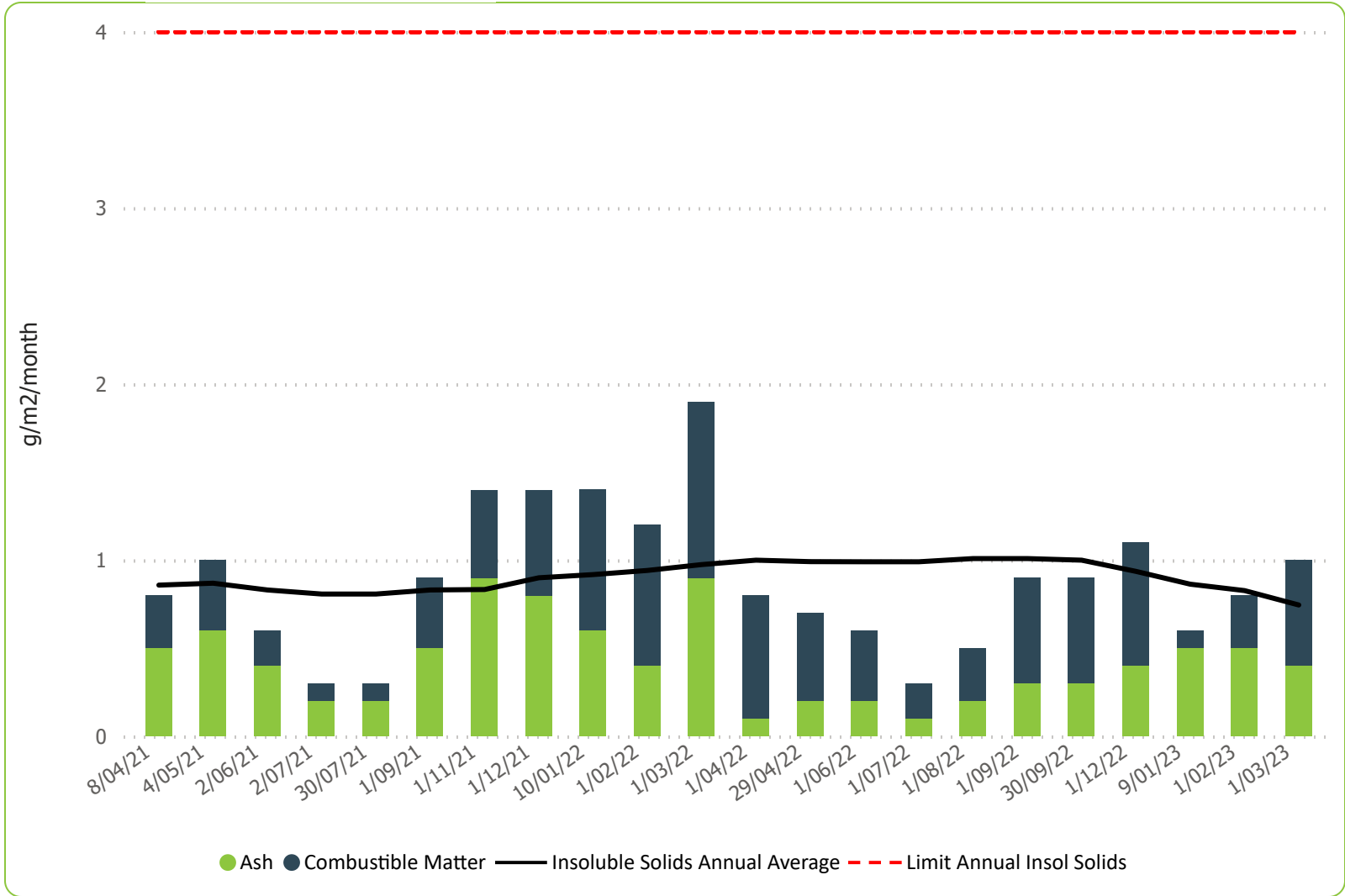


Insoluble Solids Annual Average g/m²/month



Date On	Comments	Date Sampled	Days On	Insoluble Solids	Ash	Combustible Matter	Calculated Rain
1/02/22	Sampled by Melissa Mass	1/03/22	28	0.8	0.4	0.4	116
1/03/22	Sampled by Melissa Mass	1/04/22	31	21.2	20.5	0.7	116
1/04/22	Sampled by Melissa Mass	29/04/22	28	2.4	1.9	0.5	110
29/04/22	Sampled by Melissa Mass	1/06/22	33	4.0	3.7	0.3	98
1/06/22	Sampled by Melissa Mass	1/07/22	30	0.7	0.6	0.1	7
1/07/22	Sampled by Melissa Mass.	1/08/22	31	1.8	1.2	0.6	114
	Flooding rainfall event during July.	1/09/22	31	1.5	1.2	0.3	32
1/08/22	Sampled by Melissa Mass.	30/09/22	29	0.7	0.5	0.2	64
1/09/22	Sampled by Melissa Mass.	1/12/22	30	3.0	2.2	0.8	27
1/11/22	Sampled by Melissa Mass.	9/01/23	39	1.1	0.8	0.3	91
1/12/22	Sampled by Melissa Mass.	1/02/23	23	1.7	1.3	0.4	114
9/01/23		1/03/23	28	1.4	1.0	0.4	115
1/02/23	Sampled by M.Mass						

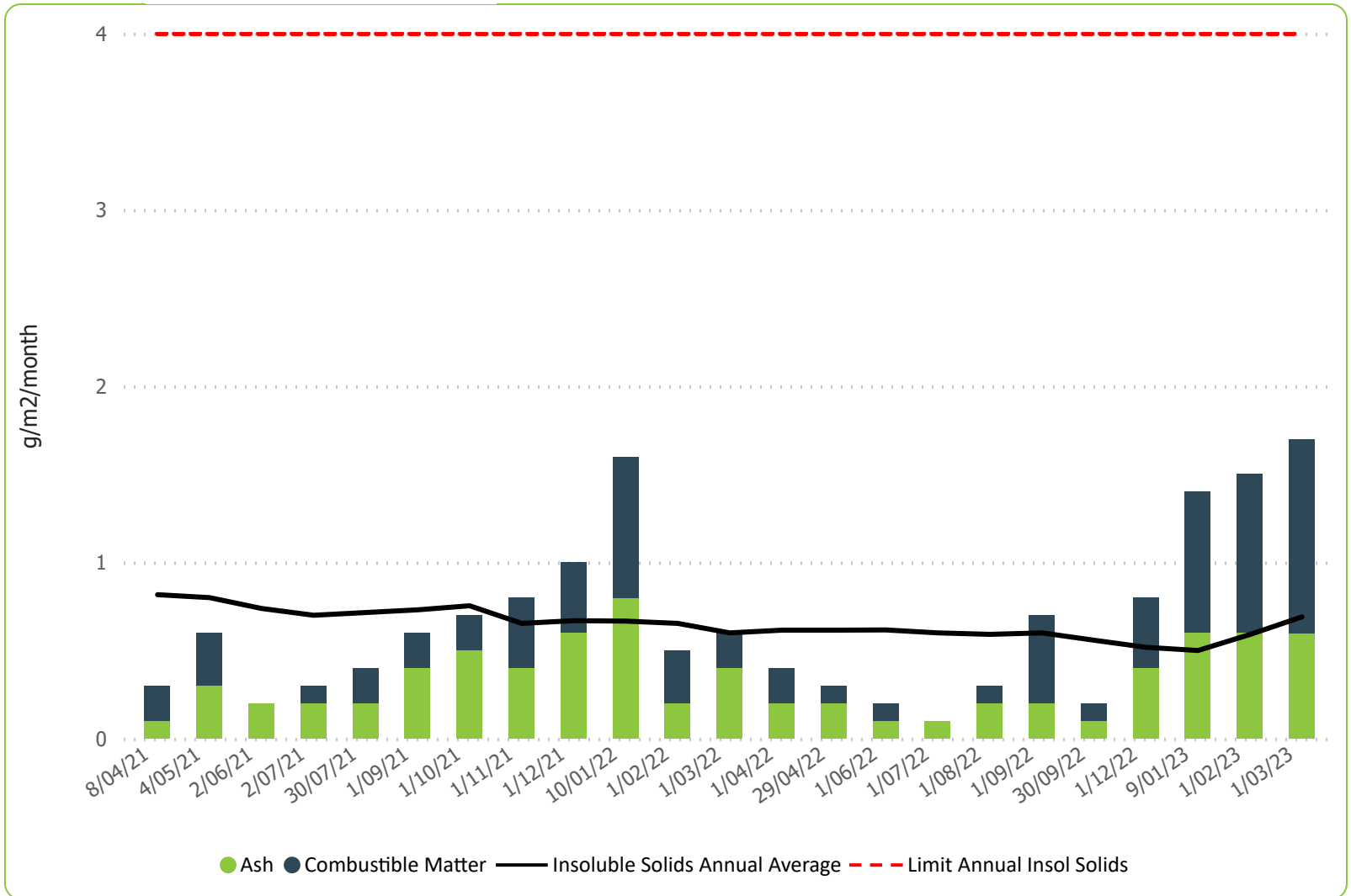
Insoluble Solids Annual Average g/m²/month



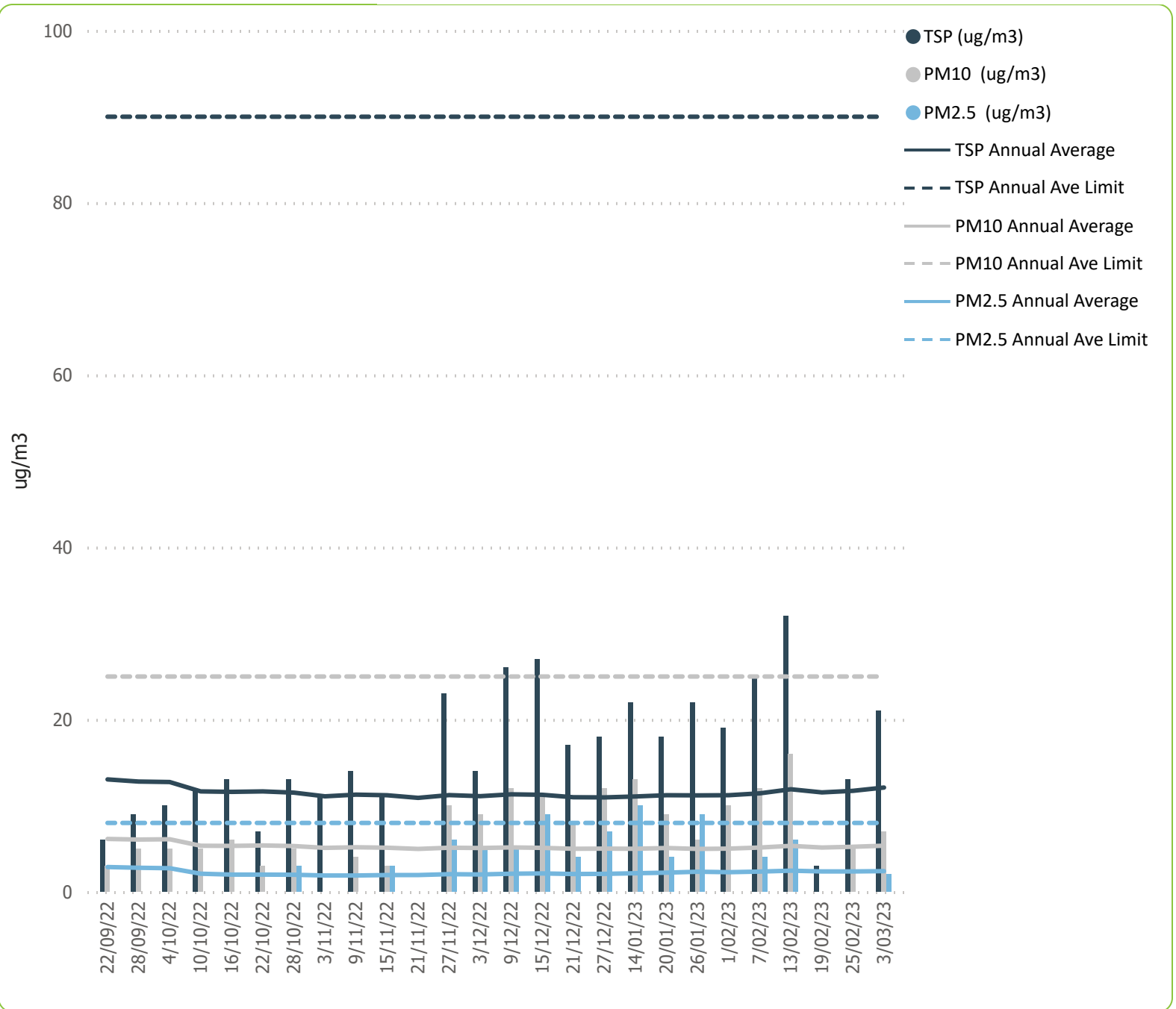
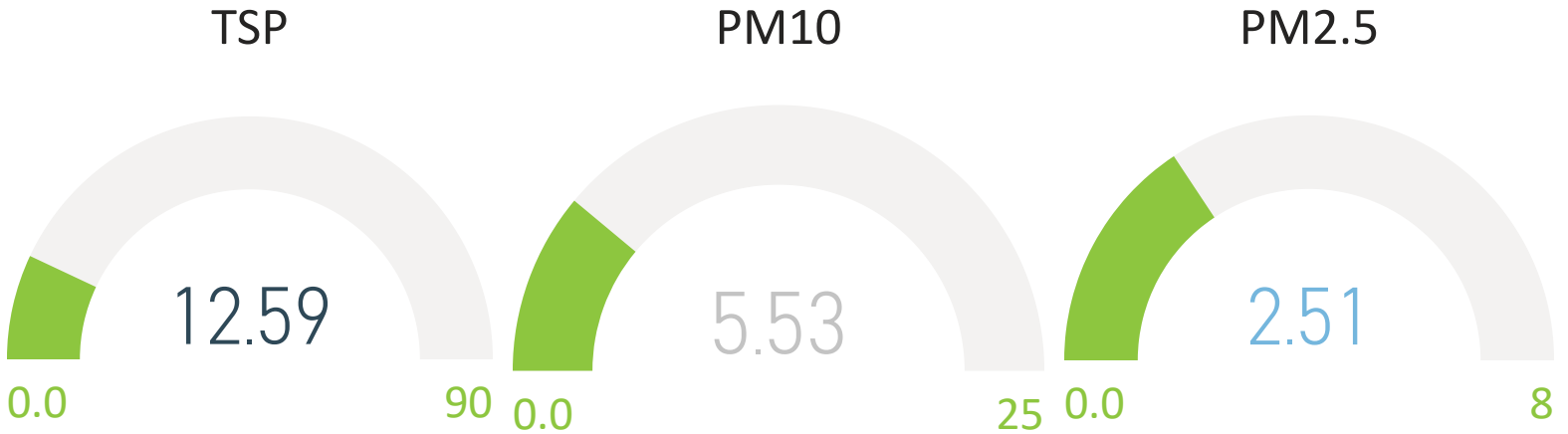
Date On	Comments	Date Sampled	Days On	Insoluble Solids	Ash	Combustible Matter	Calculated Rain
1/02/22	Sampled by Melissa Mass	1/03/22	28	1.9	0.9	1.0	115
1/03/22	Sampled by Melissa Mass	1/04/22	31	0.8	0.1	0.7	115
1/04/22	Sampled by Melissa Mass	29/04/22	28	0.7	0.2	0.5	88
29/04/22	Sampled by Melissa Mass	1/06/22	33	0.6	0.2	0.4	85
1/06/22	Sampled by Melissa Mass	1/07/22	30	0.3	0.1	0.2	4
1/07/22	Sampled by Melissa Mass. Flooding rainfall event during July.	1/08/22	31	0.5	0.2	0.3	115
1/08/22	Sampled by Melissa Mass.	1/09/22	31	0.9	0.3	0.6	26
1/08/22	Sampled by Melissa Mass.	30/09/22	29	0.9	0.3	0.6	72
1/09/22	Sampled by Melissa Mass.	1/12/22	30	1.1	0.4	0.7	20
1/11/22	Sampled by Melissa Mass.	9/01/23	39	0.6	0.5	0.1	68
1/12/22	Sampled by Melissa Mass.	1/02/23	23	0.8	0.5	0.3	114
9/01/23		1/03/23	28	1.0	0.4	0.6	114
1/02/23	Sampled by M.Mass						

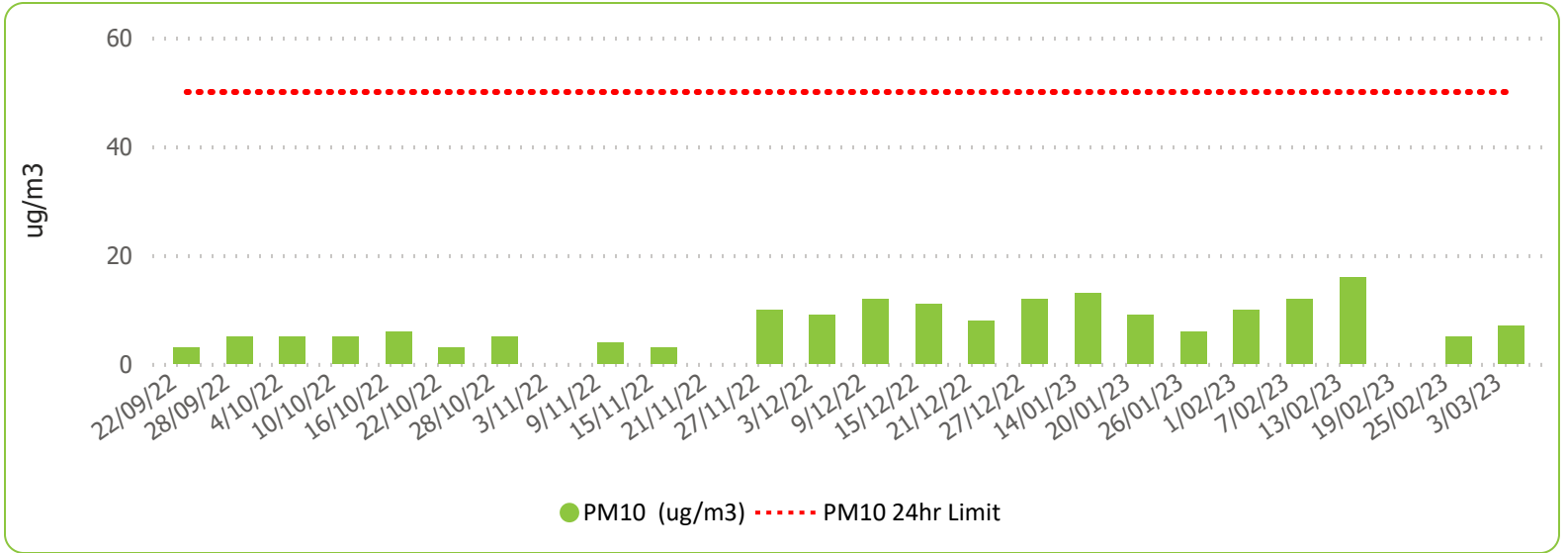


Insoluble Solids Annual Average g/m²/month



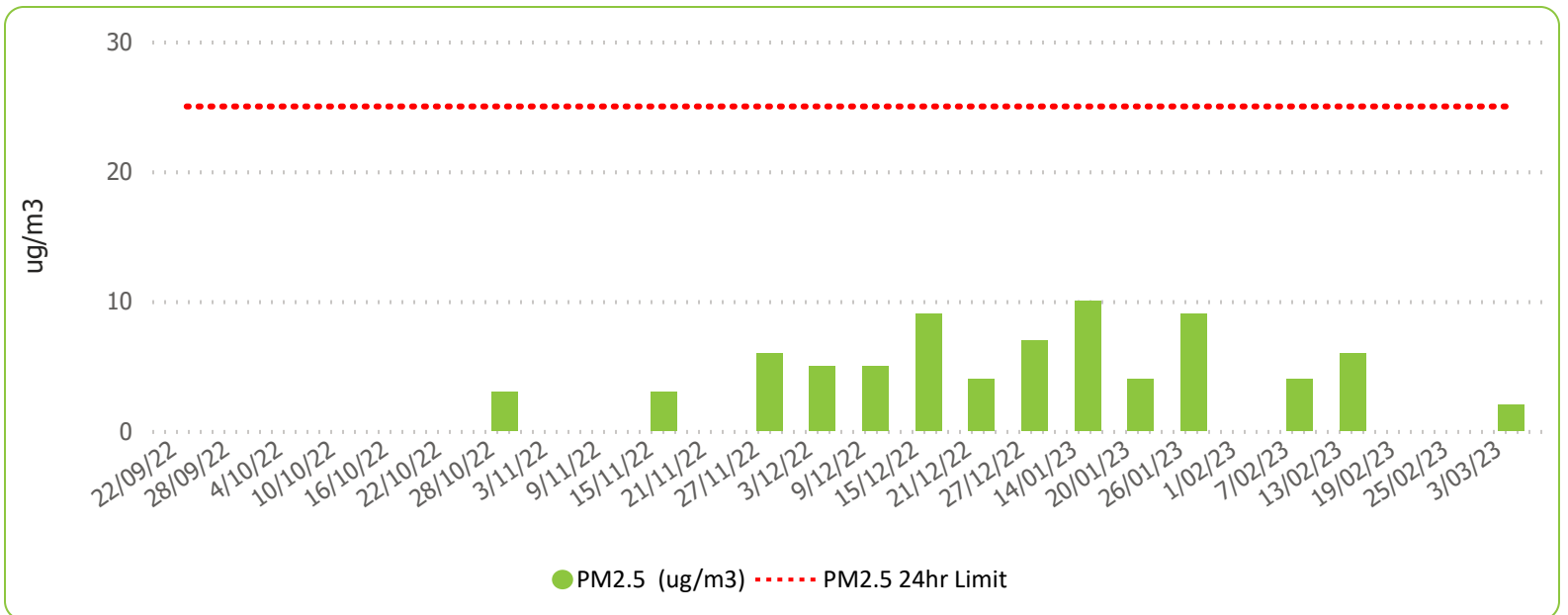
Date On	Comments	Date Sampled	Days On	Insoluble Solids	Ash	Combustible Matter	Calculated Rain
1/02/22	Sampled by Melissa Mass	1/03/22	28	0.6	0.4	0.2	116
1/03/22	Sampled by Melissa Mass	1/04/22	31	0.4	0.2	0.2	116
1/04/22	Sampled by Melissa Mass	29/04/22	28	0.3	0.2	0.1	108
29/04/22	Sampled by Melissa Mass	1/06/22	33	0.2	0.1	0.1	94
1/06/22	Sampled by Melissa Mass	1/07/22	30	0.1	0.1	0.0	7
1/07/22	Sampled by Melissa Mass.	1/08/22	31	0.3	0.2	0.1	114
1/08/22	Sampled by Melissa Mass.	1/09/22	31	0.7	0.2	0.5	31
1/09/22	Sampled by Melissa Mass.	30/09/22	29	0.2	0.1	0.1	82
1/11/22	Sampled by Melissa Mass.	1/12/22	30	0.8	0.4	0.4	28
1/12/22	Sampled by Melissa Mass.	9/01/23	39	1.4	0.6	0.8	83
9/01/23		1/02/23	23	1.5	0.6	0.9	115
1/02/23	Sampled by M.Mass	1/03/23	28	1.7	0.6	1.1	115





24 Hour PM10 Exceedances

Date of Operation PM10 (ug/m3) Sampling Comments



24 Hour PM2.5 Exceedances

Date of Operation PM2.5 (ug/m3) Sampling Comments