

HOLLYWOOD GARDEN CLUB

MAKING HOLLYWOOD MORE BEAUTIFUL ONE GARDEN AT A TIME!

JUNE 2023

Member of the Florida Federation of Garden Clubs – <http://ffgc.org> – Deep South Garden Club - www.dsgardenclubs.com
National Garden Clubs, Inc., www.gardenclub.org, and Deep South Region



Next MEETING - Saturday, June 17, 2023 – 11:00 am
Home of Steve & Olivia Turowski
Members can add to the lunch menu with side dishes and desserts.



Hollywood Garden Club - Members at Work on the Patio by the Pool

Our monthly meetings do not just happen on their own. Our members are in the background making things happen. We would like to thank all our members for participating in the garden club.



May 2023 meeting: Steve Turowski, Judy Bostwick, Judy Bates, Susan Hirst, Mary Tabela, Ann & Alan Kurtzman, Susan Berry, Steve Tognali, Al Pivik, Errol Simmons, Olivia Turowski



Steve Turowski- Treasurer




Susan Berry, President
Orpha Hirst
1st Vice President



Setting up for the raffle: Susan Hirst, Olivia Turowski, Judy Bates & Judy Bostwick



Roni Lynn does a great job handling the plant raffle.



Mary Tabela
Recording Secretary

"Friendship grows and deepens with each act of sharing from one caring heart to another."

VISIT OUR WEBSITE - **Hollywood Garden Club** <http://hollywoodgardenclub.com>



Email pictures from your garden or other suggestions to mtabela@comcast.net

Membership in Florida Federation of Garden Clubs is open to all regardless of gender, age, race, ethnicity or religious affiliation.

Ann Kurtzman graciously hosted our May meeting at her home. In the center of her greenhouse is an enormous staghorn fern shown at the bottom. Ann has kept her garden simple, mostly in pots, yet still created a restful place to enjoy. Ann has many orchids in her greenhouse, the orchid photos shown are from 2021, We could not show Ann's Garden without including them.





Ann with one of her Staghorn Ferns
her vines provide shade & help to keep your patio cool.



Anne has created a wall with her vanilla vine




Bird's nest Fern
overlooking the pool.



Potted plants
around the pool



The pool patio has a blooming vanilla orchid vine that provides privacy.



Ann's orchids in bloom

THINGS TO DO LIST FOR JUNE 2023

PRUNING – Pinch back the tips on plants that you want to be more compact and produce more flowers. We are in hurricane season now. Large dense shade trees should be topped, thinned out and tip pruned, so strong hurricane winds will pass through them. Never trim more than 1/3 of a tree at a time. For fruit trees, trim after fruiting and remove water shoots, and root suckers from below the graft line. Trim tree limbs that could hit your house. Trim palms 9:00 - 3:00. Keep perimeter shrubs high to help block the winds. Do not throw your trimmings away use them as mulch to keep the weeds down.

PROPOGATION - The best time to air layer and graft is spring and early summer. Old coleus can be cut back, and new plants started from the cuttings. Woody plants, such as hibiscus, ixora, crotons, ti and dracaena, are easy to start just by sticking cuttings in the ground, and water often till rooted. I planted cuttings in the ground at the AC drip outside, and they rooted. Grasses and plants can be divided now. Do not put weeds in the compost pile, throw them in the garbage. Divide bromeliad babies to make new plants when it is 1/3 the size of the mother.

INSECTS: - Mosquito season is here, eliminate all standing water. They only need 8 days to reproduce. Wash out the water from the center of bromeliads once a week. The fan helps keep mosquitos away while you are working outside on the patio. For roaches and bugs in the house, spray Home Defense around the foundation of the house. Found at Home Depot. Inside, Combat Large Roach bait trays. Hand pick insects off plants or wash them off with a hard spray of water, before you use insecticides. Outside lights at night can attract termites.

PLANTING –Check your orchids to see if they need repotting. For easy care, mount some on your trees. When planting potted plants or trees in the ground, soak them in a bucket of water for 15 minutes. Put the plant 1 inch higher than the ground level. Water the plant in the hole and cover with soil. Pack it firmly in the hole and water again. Place mulch around the tree or bush and keep it away from the base. Keep moist after planting for several weeks. Refresh mulch elsewhere if needed. Place the old mulch around the plants and replace with new mulch around in the beds. New mulch takes the nitrogen out of the soil when it breaks down. PLANT: cosmos, cockscomb, coleus, vinca, dianthus, salvia, begonias, marigolds, sunflowers, zinnias, gaillardia, portulaca, purslane, torenia, amaranthus, and caladium bulbs. VEGETABLES: beans, cowpeas, cassava, chayote, bonito, eggplant, peppers, cherry or Everglades' tomatoes, Chinese yams, malanga, pigeon pea, okra, peanuts, squash, onions, pumpkin and sweet potatoes. HOT WEATHER HERBS: - basil, ginger, Mexican tarragon, summer savory and rosemary. BUTTERFLY PLANTS: Corky stem passion vine, passionflower, tropical sage, milkweed, firebush, firespike, desert cassia, coontie and pinta. Do not use pesticides in your butterfly garden.

FERTILIZING – It is not good to fertilize when the temperature is over 85 degrees, only fertilize when plants show signs of being nutrient deficient. I use water soluble fertilizer with minor nutrients, 1/2 or 1/4 strength, on my plants, mixed in gallon jugs. On orchids use time released and water-soluble fertilizer weekly, weekly. For bananas put cow manure, compost, kitchen scraps and lots of water on them.

FRUIT – Tropical fruits are coming into season including early avocado, banana, Barbados cherry, mango, guava, fig, bunch grapes, jaboticaba, lychee, monstera, muntingia - (strawberry fruit), natal plum, papaya, passion fruit, pineapple, sapodilla, Surinam cherry, and tamarind. Look up – IFAS Fruit tree Nurseries S. Fl.

Susan Berry, Hollywood Garden Club President, Florida Master Gardener, Certified Garden Consultant, Certified landscape Designer, Advanced Master Naturalist, FMNP Land Steward and FFGC Earth Steward.