

HOLLYWOOD GARDEN CLUB

MAKING HOLLYWOOD MORE BEAUTIFUL ONE GARDEN AT A TIME!

NOVEMBER 2022

Member of the Florida Federation of Garden Clubs – <http://ffgc.org> – Deep South Garden Club - www.dsgardenclubs.com
National Garden Clubs, Inc., www.gardenclub.org, and Deep South Region



HOLLYWOOD GARDEN CLUB MEETING

NEXT MEETING

FLAMINGO ROAD NURSERY

1655 S Flamingo Rd, Davie, FL 33325

Saturday - November 19 - 11:00 A.M.



Field trip to Jesse Durko's Nursery The members attending the field trip were amazed by the tour provided by Jesse Durko of his landscaped property. Mr. Durko has traveled all over the world collecting his plants. We are the lucky recipients of the unique choices in tropical plants that he has made over many years.



Al, Steve M, Jesse Durko, Judy, Mary (back row)
Binnie, Steve T, Olivia, Susan H, Mary, Susan B (front row)





at Uncle Al's – Steve, Olivia, Susan & Al



Judy, Mary & Susan H



Men in the Garden-Al, Jesse, Steve M, Steve T







VISIT OUR WEBSITE - **Hollywood Garden Club** <http://hollywoodgardenclub.com>

What would you like to see in our newsletter?? Email pictures from your garden or other suggestions to mtabela@comcast.net
Membership in Florida Federation of Garden Clubs is open to all regardless of gender, age, race, ethnicity or religious affiliation.

Jesse Durko explained on our tour the many countries where he has traveled and how he selected each plant to bring back to Florida and propagate. His garden is ever changing. He has developed an English style garden and has worked to have various layers to add to the esthetic beauty of the area. His idea is to let plants grow to their natural size and shape. He has crotons that have reached tree height and many other creating a multi-layered garden. The pictures below show the beauty and variety and textures that this plan creates. This is a lesson for all of us that try to have that perfectly manicured garden.

Jesse Durko's English style garden left to grow naturally



Some good advice:
"Garden as if your life depends on it"

THINGS TO DO FOR NOVEMBER 2022

PRUNING — Deadhead flowers back to the first set of leaves or trim off more. Some shrubs can be pruned for desired shape or size before the end of the month. It's not a good idea to prune more than 1/3rd of a plant or tree at any one time. Keep a record on your calendar when and what you pruned and fertilized. Sprinkle cinnamon on your orchids after making cuts. Sterilize pruners and hands with alcohol after working with trees or shrubs so you do not spread diseases. If diseased trees are cut by you or professionals make sure other trees are not cut without first sterilizing the tools. Throw away all that was diseased. Do not put it back into the garden.

PROPAGATION — Make cuttings 4 to 6 inches long. Keep out of the sun. Remove flowers, buds and seed heads. Trim off all the leaves from the lower half of the cutting. On the bottom of the stem, cut below a node ¼ inch. Put in water or plastic bag with a moist paper towel wrapped around them. Place in a 4-inch pot with potting soil. Place 5 or more cuttings in 4" pot. Firm lightly around the stems. When the roots have grown out the bottom of the pot they can be repotted or put in the ground. Keep the soil moist not wet. Many cuttings will root just by sticking them in the ground.

INSECTS — For slugs and snails, use organic bait or after a rain, smash them with a hoe. For ants in pots try submerging potted plants in water. Bait trays will work too. Some insects can be washed away with the hard spray of the hose, or better yet, trim off the leaves and throw them away. Safer Soap works well when you follow up again one week later.

PLANTING — Buy pots, plants and trees before the Holidays. Weed planting areas before planting. Have extra plants ready in pots to fill in the bare spots when you need them. I use potting mix in my pots, with a little added perlite. Have an instant garden by buying your flower, vegetable, and herb plants now. Some plants to purchase now are caladiums, coleus, wax begonias, crossandra, gaillardia, pentas, sage, New Guinea impatiens, kalanchoe, dwarf lantana, moss rose, portulaca, vinca, tropical milkweed, geranium, verbena, zinnia. Some vegetables and herbs are basil, collards, everbearing onion, onion sets, ornamental pepper, parsley, and tomatoes. There's a Greek Proverb, "Society grows great when old men plant trees whose shade they know they shall never sit in."

FEEDING — Fertilize lawn now if you didn't last month. Use time release or ½ strength water soluble fertilizer in potted plants. Orchids weekly, weekly. Keep the light off poinsettias at night, so they bloom in time for Christmas. For palms use Lesco palm food from John Deere, it is recommended by the U of F. We have "regional deficiencies." If you never add organic matter or nutrients to your soil, it will be nutrient deficient. When you compare fertilizer cost. The labels tell us the amount of nutrients that are in the bag. For example, 100 pounds of 10-10-10 contains 10 pounds each of nitrogen, phosphorus and potassium. The other 70 pounds are fillers. A 25 lb. bag holds 2 ½ lbs. of each nutrient. You get what you pay for when you buy fertilizer. Fertilize till the end of the month. Move old mulch closer to your plants and put the new mulch in open areas. Buy extra of what you use, in case of shortage and store in plastic bags.

FRUITING — Avocado, canistel, fig, papaya, lemon, mulberry and starfruit.

BLOOMING — Bougainvillea, floss silk, cassia, chenille, orchid tree, geiger tree, mussaenda, ixora, orchid, shrimp plant, pentas, periwinkle, marigold, impatiens, petunia, geranium, pansy, wax begonia, dragon wing begonia, blue daze, angel trumpet, Florida hydrangea, begonia, buttercup, crossandra, crown-of-thorns, ginger, heliconia, ruellia, hibiscus, thryallis, bird of paradise, rose, golden senna, West Indian shower tree, golden rain tree, salvia, firespike, magnolia, scarlet red cloak, Hong Kong orchid, fire bush, porter weed, torenia, lantana, crinum lily, chenille, Mexican sunflower, dombeya shrubs, melampodium, and plumbago. If your plants do not produce flowers, they might need more sun and fertilizer. Visit a nursery every month to keep your garden in bloom all year long. Buy something new.

SUSAN BERRY, President of the Hollywood Garden Club, Master Gardener, Advanced Florida Master Naturalist, Certified Landscape Designer, Certified Gardening Consultant, FFGC Earth Steward and FMNP Land Steward.
Website: <http://www.hollywoodgardenclub.com>