

HOLLYWOOD GARDEN CLUB

Making Hollywood more beautiful one garden at a time!

March 2018

Member of the Florida Federation of Garden Clubs – <http://ffgc.org> – District XI- <http://browardgardenclubs.org>
National Garden Clubs, Inc., www.gardenclub.org, and Deep South Region



HOLLYWOOD GARDEN CLUB MEETINGS
3RD TUESDAY of the MONTH
Fred Lippman Multi-Purpose Center
6:30 p.m. to 9:00 p.m. -- 2030 Polk Street, Hollywood, FL 33023



HOLLYWOOD GARDEN CLUB PROPAGATION CLASS *Sunday, March 25, 2018, 1:00 p.m.*


**Susan will be sharing her knowledge
and demonstrating the various methods
of plant propagation**

Susan will air layer crotons

**Bring a light snack and beverages will
be provided.**

**Bring a bucket & clippers for croton
cuttings**

Members and guests



Susan Berry receiving the Emerald Award from Broward County Mayor, Beam Furr and District 1 County Commissioner, Nan Rich. We are so proud of Susan.

The NatureScape Emerald Award recognizes businesses, municipalities, schools, government facilities and homeowners that have created and maintained model Florida-friendly landscapes or completed exceptional projects. NatureScape awards and trophies are given in the following categories: Homeowner, Business, Municipality/School/Government and Special Achievement

Happy Birthday



Nancy Crossman and Carol Penn, Cynthia Thomas & Michael Thomas

VISIT OUR WEBSITE - **Hollywood Garden Club** <http://hollywoodgardenclub.com>

What would you like to see in our newsletter? Email pictures from your garden or other suggestions to
mtabela@comcast.net

Membership in Florida Federation of Garden Clubs is open to all regardless of gender, age, race, ethnicity, or religious affiliation

The Second Annual Hollywood Garden Club Home Tour was held on Sunday, February 27. Four of our members graciously opened their gardens to us. First stop, Nancy's garden, which is a very large yard. Nancy has many flowering plants and an assortment of orchids arranged in trees throughout her yard.




2nd Stop on our home tour, Joanne's garden. Joanne's emphasis is all about edibles. Her garden is loaded with fruit trees, vegetable and herbs.




Mango tree in bloom





Tomato plants abound



Carie, Kathy, Marylou, Joanne and Elaine




The third home was Seth's. A few years ago Seth hosted a garden party at his home. On this tour we were impressed with the changes Seth has made to his garden. His hard work has paid off. Great job!



ual





A most unusual bromeliad bloom



Our last stop was at the home of Gracelyn. Gracelyn provided chicken and rice dishes and our members filled in the menu with fruits, salads, and desserts. Gracelyn has created around her pool an oasis of potted plants that is relaxing and make you just want to sit with a cold drink and enjoy the view. Thank you, Gracelyn.



Susan and Virginia




Seth, Carmen, America, Carie & Audrey



Cordyline



Calathea prayer plant



Kalanchoe in bloom

THINGS TO DO LIST FOR MARCH, 2018

PRUNING – Poinsettias can be pruned back now. Cut below the blooms to make the plant fuller. Prune fruit tree branches that are pointing towards the ground or crossing each other. Cut off all dead limbs back to good wood. Prune spring flowering trees and shrubs after they bloom and hedges that are overgrown.

PLANTING – Time to plant lots of herbs, onion sets, cantaloupes, collards, cowpeas, cucumbers, mustard, okra, peanuts, peppers, pole beans, pumpkins, radish, spinach, sweet corn, sweet potatoes, squash, broccoli, eggplant, watermelon, turnips and tomatoes. Flowers to plant at this time are balsam, begonia, cosmos, cockscomb, petunia, phlox, pentas, salvia, sun impatiens and zinnia. Bulbs to plant at this time are Amaryllis, gladioli, lilies, and gloxinias. Plant caladiums in amended soil, with peat, cow manure and compost.

BLOOMING – The turquoise jade vine is spectacular along with the flame of the forest, Brazilian red cloak, chalice vine, petrea or queen's wreath, lady slipper orchids, cassias, bromeliads, begonias, citrus trees, mango trees, lobster claw heliconias, chenille, hibiscus, bougainvillea, yesterday, today and tomorrow, nun's orchid, phalaenopsis orchids, ixoras, kalanchoes, pentas, crinum lily, plumbago, thryallis, firebush, Amazon lily, amaryllis, wax begonia, verbena, torenia, salvia, portulaca, snapdragon, petunia, marigold, impatiens, geranium, dianthus, passion vine, peace lily, tabebuia tree, candlestick, blue sage and roses blooming. Visit a nursery now to start your showy potted plants and hanging baskets for summer color.

PLANT ADVICE –

- March is a good time to start new plants from cuttings.
- Mulching plants is especially important here for the dry months of March & April. Mulch mimics the forest floor and holds moisture in the soil. It protects soil from the intense heat of the sun and weeds. The decayed mulch adds needed organic humus to our poor sandy soil and improves plant growth. Most any kind of organic matter can be used, including grass clippings, kitchen scraps, coffee grounds, leaves, wood chips, sawdust and peat moss. The value of mulch cannot be over-emphasized. However, don't expect decayed mulch to supply all plant nutrients needs. Regular fertilizing, using a plant food that includes minor elements is essential here. Throw weeds away in the garbage. Keep weed containers hidden in the garden to save steps. Drill holes in the bottom of them, so they don't collect water.
- Water lawns once a week and feed two times a year, spring and fall. Use fertilizer, 6-6-6- or 10-10-10 with minor nutrients or turf builder. Water after applying. St. Augustine grass should be mowed three inches in height. (Tell that to your lawn man). Shorter mowing causes more weeds to grow and your grass to be in stress. Mowing high makes the grass blades take nutrients from the air and soil with the process of photo-synthesis, converting them to new plant growth. Fertilize lawns, palms, trees and shrubs now. Plant those seeds you have laying around. Use animal manure when you can, be organic.
- Control black leaf spot on roses by keeping the foliage dry. Pick up and throw away the diseased leaves.
- Place orchids in a shadier place as the sun's intensity increases. Apply time release fertilizer, Nutraccoat. Plus weak liquid fertilizer, weekly. Orchids that have outgrown their pots can be repotted after they bloom. They are less care, if they are mounted on trees.
- Plant tropical and subtropical fruit trees now so they can be well rooted by winter.

INSECTS – Look for Insects on the new growth of plants. Curling and unsightly leaves are visual signs of aphids, leaf miners and the green horn worms on tomatoes. Curling leaves on citrus are caused by the caterpillar of the black swallowtail butterfly. Do not kill them. Watch for lubber grasshoppers, they grow three to four inches long and hatch out in March, April and May. At their early stage, they are black and orange and about one inch long. This is the only time they can be killed with roach spray which kills the plant too. OR, flick them in a bucket of soapy water, then spray. Look over crotons now for green scale. Learn who the good bugs are.

Susan Berry, President of Hollywood Garden Club, <http://www.hollywoodgardenclub.com>
Florida Master Gardener, Advanced Florida Master Naturalist, FMNP Land Steward,
Certified Landscape Designer, Certified Gardening Consultant and FFGC Earth Steward.