





STICKER / DECAL / MAGNET FILE SET UP

- Scale art to 100% or actual size
- All fonts converted to curves or outlines
- 2pt outline bleed for any full bleed art

EXAMPLES:



>



Gray background indicates "no material"

Use a hairline outline

Design has black to the edges



>

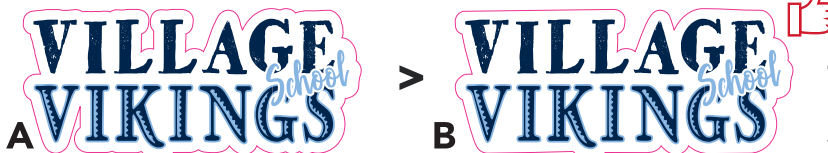
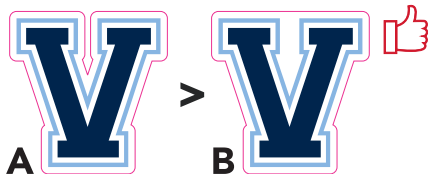


Example of 2pt bleed with cutline

Sticker Sheet example with retail keyhole hangtag.

Good example of when to fill in a contour.
The tiny gap in **A** will not cut well.

B will be a stronger sticker when applied.



Take a look at the outline difference.
A will be jagged, **B** will be smooth/cleaner.



Don't let the stress of creating something new
keep you from the swag you deserve.

HOLE
IN THE
ROOF

*be
awesome*

HOLEINTHEROOF.COM

Benefits of kiss cut include:
Space for additional messaging
URL
Coupon Code
Social Follows or #hashtag



MINIMUM SIZE REQUIREMENTS

Die-cut Decals - 2" minimum

Sticker Sheets with simple shapes - ie: squares/rectangles can be as small as 0.5"

Transfer Decals - minimum letter height 0.4" with a minimum line weight of 4pt

BE KIND <0.4" TALL> BE KIND

BE K|ND

4PT

BE K|ND