






INSTRUCTIONS FOR USE

INLIGHT reflective safety vests are **IS 15809:2017** certified. Special care and instructions are to be followed for their proper usages which are as under,

1. Reflective vest should be worn with its Velcro or Zipper tied up.
2. Best fitted vest is to be worn in respect of size. Loose fitted vests can be harmful and not recommended.
3. When not in use, it should be hanged properly.
4. If the stitching of the vest is worn out due to wear and tear, it should be replaced with a new one immediately.
5. At any point of time, if the coefficient of retro reflective material is less than 100 cd/lux/m², the reflective vest should be replaced.
6. Special wash care instructions are to be followed which are as under,
 - 6.1. Zip the garment and turn it inside out, then machine wash or hand wash it separately with mild detergent.
 - 6.2. Do not bleach the vest or use fabric softener.
 - 6.3. Do not use brush or scrub while washing.
 - 6.4. Do not dry clean the vest.
 - 6.5. Tumble dry at low level or dry in shade.
 - 6.6. Inside out low heat set iron only.
 - 6.7. Do not squeeze & twist the vest.
7. Misuse of reflective vest can life threatening. Correct class and type of reflective vest should be used in accordance to the requirement.
8. There are working environment and conditions specified for use of reflective safety vest, limiting its use for concerned class and type.
9. Our reflective safety vests are certified for 50 washing cycles.
10. Store the vest in cool & dry area.

Care Label & Wash Instruction					
50X					
50 Cycles Washable	Machine/ Hand Wash	No Chlorine Bleach	Dry Clean Not Possible	Tumble Dry Low	Iron low Setting

These instructions will help you keep your reflective safety vest in working condition for long time and will keep you safe.