



Ministry Guide

<u>Table of Contents</u>	1
The HOOKED FOR LIFE Mission & Outreach Plan	2
Foundation of Faith	3
The HFL Curriculum	4
HFL Curriculum Lesson Summaries	6
<u>Lesson Format</u>	8
Establishing an HFL Outreach Ministry	9
Ministry Agreement	12
Ministry Registration Form	14
<u>Ministry Planning Form</u>	15
Ministry Support	16
Volunteers, Fundraising & Resources	18
Program Options	18
<u>Suggested Program Agendas</u>	20
Program Planning Checklist	24
Participant Information Form	26
Program Field Trip Permission Form	27
Program Participant Record	28
<u>Fishing Field Trip Checklist</u>	29
Copyright & Trademark Guidelines	30
Liability Statement	31
Play It Safe	32

All checklists and registration forms in the Ministry Guide may be reproduced as needed to conduct your registered ministry's activities and programs.

Contact: Trevor Ruble, Founder & Executive Director, 540-819-0266, hflministry@gmail.com

The HOOKED FOR LIFE Mission

HOOKED FOR LIFE is a 501 (c) (3) nonprofit, Christian organization devoted to sharing Jesus Christ with children and families through the sport of fishing.

The HOOKED FOR LIFE Mission is to:

- **Expose** children and families to God's Holy Word and the life changing power of the Gospel.
- **Encourage** children and families to place their faith in Jesus Christ as Savior and Lord.
- **Equip** children and families with a foundation needed to grow and walk in faith.
- **Educate** children and families in the way of fishing, teaching the basic skill and knowledge needed to become life-long anglers and stewards of God's great outdoors.

The Outreach Plan

Community Programs

HOOKED FOR LIFE conducts community based outreach programs for youth and families through churches, camps, and other Christian based organizations.

HFL Outreach Ministries

HOOKED FOR LIFE helps churches establish their own HFL Outreach Ministry by providing the HFL Curriculum, Ministry Guide and other resources needed to get youth and families "hooked for life".

Foundation of Faith

- We believe in one Holy God, the creator of all things, who reveals himself in three persons-God the Father, God the Son, and God the Holy Spirit. (*Mathew 28:19*)
- We believe that out of his eternal love for all mankind, God sent his one and only son, Jesus Christ, so that those who believe in Him should not perish but have eternal life. (*John 3:16*)
- We believe that Jesus Christ is the way, the truth, and the life, that he was born of a virgin and was both fully God and man in the flesh, that he lived a sinless life, that he shed his blood through crucifixion for the forgiveness of sins, that he was raised from the dead on the third day, that he ascended into Heaven and now sits at the right hand of the Father interceding for believers, and that he will return again. (*Luke 1:30-35, 1 Corinthians 3-6, Romans 8:34, Mark 16:19*)
- We believe that the Holy Spirit is a person of the trinity who indwells the believer, convicts of sin, teaches and reminds of all things, guides in the truth, helps in weakness, intercedes in prayer, and brings eternal life. (*John 14:26 John 16:8 John 16:13 Romans 8:26*)
- We believe that God created all mankind in his likeness, but that we are all born with a sinful nature that separates us from God leaving us in need of a savior. (*Genesis 1:27, Romans 3:23-26*)
- We believe that salvation is a gift of God and is received through personal faith in Jesus Christ and His sacrifice for sin. (*John 3:16, Romans 3:24-26*)
- We believe that man is saved by grace through faith and not by works and that all true believers are eternally secure in Jesus Christ. (*Ephesians 2:8-9, John 10:29*)
- We believe that the Bible is God's Holy and inspired word. (*John 1: 1, 2 Timothy 3:16*)
- We believe in the Church, the united body of Christ of which He is Lord, and as Disciples of Christ we are commissioned to "Go into all the world and teach the good news to all creation." (*Ephesians 1:22-23, Romans 12:4-5, Mark 16:15*)

The HFL Curriculum

The ***HOOKED FOR LIFE Curriculum*** was developed to help churches and other Christian organizations use fishing as an outreach ministry. It is a nondenominational, activity-based resource that includes a series of easy-to-use lesson plans. Each lesson consists of three components, ***FISHING, FAITH & FELLOWSHIP***.

The **FISHING** component provides the necessary information and resources to teach a particular fishing skill. A variety of delivery methods including hands-on activities, videos, discussions, and demonstrations are used. Some of the fishing skills include knot tying, casting, identifying fish, rigging bait, locating fish, safety tips, and more.

The **FAITH** component provides a faith message, **Bible study**, or activity that parallels the fishing skill or concept. This component is intended to introduce God's Word and help youth and families grow in faith. Questioning strategies and other techniques are used to help participants make a meaningful and lasting connection between fishing and faith. Each FAITH component leads to Christ and ends with an invitation for participants to place their trust and faith in Him as Lord and Savior. The NIV Life Application Study Bible was referenced and is recommended when conducting the faith activities.



The **FELLOWSHIP** component provides additional student centered activities that put the FISHING or FAITH components into action. These activities include but are not limited to community projects, fishing and related outings, supplemental readings, and enrichment activities. The curriculum is written on an upper elementary to high school level. However, it can be adapted to meet the needs of any audience or group, youth to seniors.


Each lesson takes approximately one to two hours to present. A lesson can be divided into the three components, and the components can be conducted at separate times. For example, the FISHING component can be taught one week and the FAITH component can be taught the following week. The activities suggested in the FELLOWSHIP component are optional. They provide additional enrichment activities related to the lesson topic and can be incorporated as time allows or as a part of your program.

The lessons should be presented in the order suggested in the Lesson Descriptions Outline. The lessons you choose to implement will depend on the goals of your ministry, the format of your program, timeframe, resources, and the experience level of your audience.

Many of the materials needed to conduct the lessons are included as appendixes to each lesson. However, several lessons require additional materials or supplies, which are noted in the lesson. The cost of the additional materials will depend on the size of your audience and scope of your program.

As a ministry of the church, opportunities to seek financial support and donations should be available.

To ensure a consistent approach and practice as well as an accurate representation of HOOKED FOR LIFE and its mission, all HFL Outreach Ministries must incorporate the HFL Curriculum, materials, and logo.



HFL Curriculum

“The HFL Curriculum is nondenominational, solidly biblical, and hands-on. Each lesson centers on Christ and our need for him. It’s written for any church or Christian organization that desires to share Christ with youth and families. Our youth love it!”

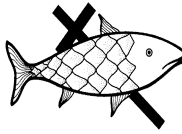
Dr. Jeff Scott, Senior Pastor, Mechanicsville, VA.




HFL Curriculum **Lesson Summaries**



- **“Who am I”** (*Exodus 3:14*)
The lesson uses a fish identification game to help participants identify different species of fish. It’s a great icebreaker activity that allows participants to become familiar with each other, too. A faith connection is made to identifying the unique characteristics of God.
- **“Made to Swim”** (*2 Corinthians 5:17*)
The lesson explores the basic anatomy of fish. A faith connection is made to God as the creator of all things and how we can become a new creation when we accept Jesus Christ.
- **“Family Reunion”** (*John 1:12*)
The lesson focuses on fish identification and how fish belong to families. A faith connection is made to how we can become a member of God’s Family through Jesus Christ.
- **“Play it Safe”** (*John 3:16*)
The lesson focuses on the potential hazards of fishing and how to play fishing safe. A faith connection is made to the hazards of life, sin, and death and how we can “play it safe” by accepting Christ as Lord and Savior.
- **“Living Water”** (*John 7:38*)
The lesson explores different bodies of water and the importance of water to fish. A faith connection is made to our spiritual need for the “living water” Christ has to offer.
- **“Home Sweet Home”** (*John 14:2*)
The lesson explores fish habitats (homes) and how to find the fish we’re after. A faith connection is made to the Kingdom of God, the eternal home of all those who place their faith in Jesus Christ as Savior and Lord.
- **“The Direct Line”** (*Mathew 6:9-13*)
The lesson introduces fishing line as our direct link to fish. A faith connection is made to prayer as our direct link to God through his son, Jesus Christ.
- **“The Source of Strength”** (*Philippians 4:13*)
Knots connect us to fish and give our line strength. The lesson explores the importance of tying a good strong fishing knot. A faith connection is made to Christ as our source of strength and connection to God, the Father.



Lesson Summaries Continued



- “Hitting the Mark” (Proverbs 3:6)**
The lesson explores different casting techniques and the importance of casting accurately. A faith connection is made to hitting the mark God has planned for us, which is only possible through faith in Jesus and help from the Holy Spirit.
- “Feed Me” (John 6:35)**
The lesson explores the different living critters fish like to eat. A faith connection is made to our spiritual hunger and how we fill that hunger through Christ Jesus.
- “The Tempter” (1 Peter 5:8)**
The lesson explores artificial lures and how we use them to “lure” fish. A faith connection is made to temptation and Satan and how we can be “lured” into sin.
- ‘Tackling the Opponent’ (2 Thessalonians 3:3)**
The lesson explores how we can “tackle” our opponent, the fish, by using basic tackle (hooks, sinkers, swivels, and bobbers). A faith connection is made to how we can “tackle” our spiritual opponent, Satan, through Jesus Christ.
- “Sinkers & Sin” (Mathew 11:28, 30)**
The lesson explores the purpose of fishing sinkers, which is to take the bait or lure to the bottom and keep it there. The lesson introduces the most popular fishing sinkers and how to use them. A faith connection is made to sin and how sin weighS us down.
- “It’s the Law” (Galatians 3:24)**
The lesson explores different fishing laws and the importance of following them. A faith connection is made to God’s laws and the importance of obedience, which is only possible with Jesus.
- “The Gear” (Psalm 119: 105)**
Fishing rods and reels are the gear of choice in fishing. The lesson explores different types of rods and reels and how to choose the right one. A faith connection is made to the Bible as our gear for life.
- “The Life Preserver” (John 10:28)**
The lesson focuses on the purpose and importance of Personal Floatation Devices (PFD) and how to choose the best one. A faith connection is made to Jesus as our spiritual and eternal “life preserver”

"Living Water"

Lesson Title

Memory Verse

Fishing Waters/Living Water

Lesson Themes

John 7:38

"Whoever believes in me, as the scripture has said, streams of living water will flow from within him."



FISHING

Component

Activity Title and Method

Activity 1: "Fish Out of Water"
(Introduction/Discussion-Up to 5 minutes)

Get Outdoors

Review each of the activities in the lesson, gather all the materials and plan to conduct the entire lesson outdoors if possible. And if you're near a body of water, that's even better.

1. What happens to a fish out of water?

(Students/Instructor Answer)

It will eventually die!

2. Why does the fish die?

(Students/Instructor Answer)

3. Fish need water to LIVE. They breathe air through their gills, and their gills only work in water.

4. So, a "fish out of water" means DEATH for the fish!

5. Why is that important for us to remember?

(Students/Instructor Answer)

6. When we catch fish, we should return them to the water as quickly as we can unless we plan to keep them.

7. Do all fish live in the same type of water?

(Students/Instructor Answer)

No.

8. What are some of the different types of water where we find fish?

(Students/Instructor Answer)

Fish can be found in ponds, rivers, lakes and reservoirs, creeks and streams, and bays and oceans.

Prior to the activity hang a "Made to Swim" poster where the students can see it. The poster is located in the Made to Swim Lesson.

Allow the students to answer.

Point to the gills on the Made to Swim poster.

Hints & Suggestions for the Instructor

List all the types of fishing waters on a board as the students name them. Put the suggestions in the following groupings: CREEKS or STREAMS, RIVERS, PONDS, LAKES & RESERVOIRS. BAYS & OCEANS

Instructor Dialogue and Questioning

Establishing an HFL Outreach Ministry

Establishing an HFL Outreach Ministry will provide your church or organization with the structure and resources needed to use fishing as a new and exciting way to reach children and families for Christ.



There are several steps to starting an HFL Outreach Ministry.

1. Check Us Out

We believe the Lord has called us to use our passion for fishing and the talents He has given us to spread the word to youth and families. That's why we desire to provide churches and other Christ-centered organizations with the resources needed to use fishing as an outreach. We feel humbled and privileged to serve you, and we are happy to address any questions you have about our ministry and us. So please don't hesitate to contact us as you move forward. We can be reached online at (www.hookedforlife.org) or by phone at 1-540-819-0266.

2. Review the Information and Pray

We strongly encourage you to review the Ministry Guide, the sample lesson, and our website as you seek God's will and direction through prayer.

3. Assemble an HFL Ministry Team

Assembling an HFL Ministry Team is an essential part of establishing an outreach ministry. The team approach encourages commitment, creates purpose, fosters unity, establishes credibility, provides accountability, and reduces potential liability. The team must consist of at least one Ministry Coordinator, a Ministry Sponsor, and a Ministry Partner.

- a) The **Ministry Coordinator** is as a person of Christian character with a strong faith in Jesus Christ who feels called to establish and facilitate an HFL Outreach Ministry. The Ministry Coordinator is a member, deacon, elder, pastor, director, or another leader within a Christ-centered church, camp, or organization. The coordinator forms the Ministry Team by seeking the support and involvement of his or her church (Ministry Sponsor) as well as a leader or staff member from within the church (Ministry Partner). The coordinator plans, organizes, and conducts all HFL Outreach Ministry activities and programs. The coordinator seeks additional volunteers (Ministry Associates) to assist with the ministry programs and activities. The coordinator maintains contact with HOOKED FOR LIFE. To ensure support, the Ministry Coordinator and the Ministry Partner may not be the same individual.

- b) The **Ministry Sponsor** is an established Christ-centered church or camp with the mission of spreading the Gospel of Jesus Christ and serving the needs of others in a Christ-like manner. The Ministry Sponsor adopts the HFL Outreach Ministry as a ministry of the church and assumes all liability for the ministry activities conducted by and through the church.
- c) The **Ministry Partner** is a pastor, director, church leader, or committee from within the church. The Ministry Partner assists the coordinator with the details of getting the ministry adopted and supported by the church. The partner helps establish fundraising events to assist with the costs associated with conducting ministry events and programs. The Ministry Partner acts as a source of encouragement, support and accountability for the ministry.
- d) A **Ministry Associate** is a person of Christian character with a strong faith in Jesus Christ who believes in the mission and desires to serve the Lord and others. Ministry Associates are not a required part of a Ministry Team. However, these individuals are vital to the success of the ministry. These individuals include church members, staff, parents, pastors, deacons, older youth and others. Ministry Associates assist the coordinator with the ministry activities as determined by the coordinator. The Ministry Coordinator determines the inclusion and number of associates based on the goals of the ministry.

4. Seek Church/Organization Support & Adoption

The success of your ministry depends on the support of your church or organization, the Ministry Sponsor. If needed, your ministry team should schedule an informational meeting with the appropriate governing body of the church or organization to present the essential literature from HOOKED FOR LIFE, as well as your goals and desires for establishing and HFL Outreach Ministry. The success of the ministry will depend on the degree of support you receive. Your ministry will need to be adopted or accepted by the Ministry Sponsor, which will enable the ministry to raise funds under the church or organization. Please contact us if you need any assistance during this process. The church will be responsible for receiving, processing and accounting for all donations, grants and contributions made to your church's HFL Outreach Ministry. All potential contributors should donate to your church and earmark the donation to your church's HFL Outreach

5. Complete an Agreement & Registration Form

A Ministry Agreement and Registration Form must be completed. The Ministry Agreement is a legal document between HOOKED FOR LIFE and you, the Registering Church/ Ministry. The registration form provides the basic information about your ministry team and your HFL Outreach Ministry. The agreement and registration form must be renewed yearly. Registration forms must also be updated in cases where a position or status in the ministry

team changes. For example, if a new person takes on the role of coordinator or partner, an updated registration form must be completed and submitted within 30 days of the change in status. Upon receipt and review of these forms, you will receive a letter of conformation along with the curriculum materials and resources.

6. Develop and Submit a Final Yearly Plan of Ministry Activities.

Within 30 days of receiving registration confirmation from HOOKED FOR LIFE, your Ministry Team should conduct a meeting to review the HFL Curriculum Series and develop a plan of programs and activities for the year. This will give your team the chance to set goals and get things running. Checklists and planning suggestions are provided in the Ministry Guide to assist with the yearly plan. A copy of the final plan must be submitted to HOOKED FOR LIFE following the meeting. The plan will help us support you. A Ministry Planning Form is located on page 26 of the Ministry Guide.

7. Complete a Year-End Ministry Evaluation Form

Each HFL Outreach Ministry will receive a Ministry Evaluation Form at the end of the year. The form provides HFL with valuable information on program success and gives your Outreach Ministry important feedback for the next year.

Registration Statement

It's important that all registered HFL Outreach Ministries believe in and are committed to the HFL Mission and the expectations outlined in the Ministry Agreement. All HFL Outreach Ministries must strive to model and uphold the highest of Christian values and ethics. As disciples of Jesus Christ, it is by our example that others come to inquire about Christ as Lord and Savior.

HOOKED FOR LIFE retains the right to accept or deny any registration and to terminate the participation of any registered HFL Outreach Ministry for any reason including but not limited to:

- 1. Noncompliance of the requirements for establishing an HFL Outreach Ministry.**
- 2. Insufficient registration information**
- 3. A breach of the Ministry Agreement.**
- 4. Unethical actions and conduct that reflect negatively on the church and HOOKED FOR LIFE.**
- 5. Misrepresenting HFL, the mission, and the materials.**

In the case of registration denial by HOOKED FOR LIFE, the registering body will receive a full refund. In the case of the termination of a registered ministry, all materials must be returned to HOOKED FOR LIFE at the expense of the registrant. The registrant will lose all rights and privileges.

HOOKED FOR LIFE Ministry Agreement

1. By accepting this agreement, the church, camp, or organization expresses its desire to establish a HOOKED FOR LIFE Outreach Ministry for children and or families consistent with the principles outlined in this agreement.

Term of Agreement

2. The initial term of this agreement is one year. The church or organization may continue its HFL Outreach Ministry beyond the initial term by simply updating the original information submitted in the ministry agreement and registration form on or before the initial anniversary date.

Affiliation & Relationship

3. The HFL Outreach Ministry exists as a ministry of the church, camp or organization. The church shall be solely responsible for all aspects of the ministry, including but not limited to operating the ministry activities, the safety of participants under relevant law, and all screening, supervising, and other matters concerning volunteers, leaders, and participants involved with the ministry. The church and HOOKED FOR LIFE acknowledge and agree that:
 - a. Their relative status is that of licensee (church) and a provider and licensor of the materials, name, logo, programs, and services (HOOKED FOR LIFE).
 - b. The church's HFL Ministry is not a division, section, or department but an associated ministry of HOOKED FOR LIFE; and
 - c. Personnel, volunteers and others in the church's ministry are not volunteers, employees or staff of HOOKED FOR LIFE.

Indemnity Agreement

4. The church or organization has the responsibility to maintain insurance with sufficient coverage to address any claim of injury to children and other participants in the said church's HFL Outreach Ministry and its programs and activities.
5. The church or organization shall indemnify and hold HOOKED FOR LIFE harmless from and against any and all claims, damages, and liability arising out of its HFL Outreach Ministry and its programs and activities including claims by or against the sponsor, its leaders and any participants, volunteers, staff of the ministry, whether or not members of the church or organization.

Termination of Agreement

6. Either party may terminate this agreement in its sole discretion without cause by giving written notice to the other party of such termination. HOOKED FOR LIFE reserves the right to review and decline acceptance of this agreement.

Fulfillment of Services

7. Upon acceptance and approval of this agreement and the program registration form, HOOKED FOR LIFE agrees to provide the sponsor with the HFL ministry materials and support services including the curriculum, ministry guide and other support through email, phone, web listing, and newsletter updates. Other resources and services including custom logo products will be made available upon request. HFL will also license the sponsor to use the said materials, the HFL logo, mission statement, and the HFL Property as defined in #9. Acceptance of the ministry agreement and registration will be indicated through a letter to the ministry sponsor.

Related Fees

8. HOOKED FOR LIFE may request a financial gift for its curriculum, materials and other resources. The church agrees that it shall be fully responsible for all taxes applicable to its purchases of tangible personal property and materials from HOOKED FOR LIFE.

Use of Materials

9. The church agrees that all copyrights, trademarks, propriety rights and materials provided by HOOKED FOR LIFE under this agreement, including the terms HOOKED FOR LIFE and HFL, are owned exclusively by HOOKED FOR LIFE.
10. The church may use the HOOKED FOR LIFE Property only while this agreement is in effect. Such use shall be confined to the publicity for, identification of, and conduct of activities sponsored by the HFL Outreach Ministry.
11. The sponsor shall not use the HOOKED FOR LIFE Property in the production and sale of materials such as literature in any form, clothing, ceramic ware, jewelry, or other tangible personal property other than for promotion of its HFL Outreach Ministry.
12. The church agrees not to reproduce or provide unregistered individuals, churches or organizations with the HFL Materials or property without permission from HOOKED FOR LIFE. The church also agrees not to use any of the HOOKED FOR LIFE Property or materials following the termination of this agreement.
13. This agreement shall be governed by the laws of the state of Virginia. The parties agree that, if they are unable to resolve a dispute or claim between themselves with respect to this agreement, the dispute or claim shall be submitted to biblically-based mediation and, if necessary, legally binding arbitration under a Christian medication or conciliation process. Judgment up an arbitration award may be entered in any court otherwise having jurisdiction.

Authorization to Sign

14. The individual signing this agreement on behalf of the church or organization certifies that they are authorized to sign this agreement.

Fundraising and Accounting

15. The sponsoring church agrees to accept the responsibility of receiving and accounting for any financial, product or grant contributions/donations made to the church's HFL Outreach Ministry. The church will communicate to potential donors, foundations, businesses and other contributing entities that all donations are to be made to the church and specified for the church's HFL Outreach Ministry. The church agrees, under its nonprofit status, to provide all donors with an end-of-year receipt for any and all donations.

Signature and Authorization of Church Representative

16. I hereby certify that I am authorized to sign this agreement on behalf of the church and that the governing body or personnel of the church has approved this agreement.

Church Representative

_____ (Signature) ____/____/____ (date)

HOOKED FOR LIFE National, Executive Director

_____ (Signature) ____/____/____ (date)

HOOKED FOR LIFE Outreach Ministry Registration Form

Church (Ministry Sponsor) _____

Address: _____

City: _____ State: _____ Zip: _____

Phone: () _____ - _____ Church Email: _____

Website: _____

Ministry Coordinator(s): _____

Phone: () _____ - _____ Email: _____

Ministry Partner (s): _____

Phone: () _____ - _____ Email: _____

Ministry Associates: _____

Programs/Activities

Please indicate the program(s) you plan to conduct. Review HFL Program Options for descriptions.

- HFL Fishing Adventure Club
- HFL Summer Day Camp
- Weekend Retreat
- Fishing, Faith and Family Day
- Other(explain) _____

Target Audience(s)

Please indicate the target audience(s) you hope to serve this year.

- Youth-Ages 10-16
- Adults
- Families
- Parent/Child (Mother/Daughter; Father/Son, etc.)
- Other: _____

*Please include a signed copy of the Ministry Agreement, Proposed Plan of Yearly Activities, and your gift for the curriculum and guide to HOOKED FOR LIFE. Allow two weeks for a letter of receipt and notification. Feel free to contact us by phone or email with your questions or comments.

Ministry Support

All registered HFL Outreach Ministries receive the following resources and services:

1. **The HFL Curriculum**

2. **The HFL Ministry Guide**

The Ministry Guide provides resources and checklists to help you get every phase of your ministry up and running.

3. **Revised Lesson Plans**

The HFL Curriculum Series is a work in process. Your ministry will receive new copies if revisions and changes are made to existing lessons.

4. **Email and Phone Support**

Need help planning a program? Looking for ways to fundraise? Have something you want to share? Drop us a line. We look forward to serving you.

5. **Facebook** We want you to share the great things that the Lord is doing through your ministry. When you start a ministry, we will list you on our Facebook page and give you the opportunity to share your ministry's happenings with others.

6. **License to Use the HFL Name and Logo**

The HOOKED FOR LIFE name and logo are important to this ministry. These are more than just words and symbols. They communicate the mission, and they often spark interest and inquiry, which gives us a chance to share God's love and saving grace. We're thankful that you believe in this ministry. We pray that being a part of the mission will bless you and give you the opportunity to share Christ with others.

7. **Additional Resources**

Student centered fishing and faith related literature and resources will be made available. These resources help enrich the learning and growth of your participants. Contact us for availability and cost.

8. **T-shirt and Other Products**

T-shirts are a great way to spread the word and communicate a sense of unity among the members of your ministry. Printing services will be available when your group is ready. Your t-shirts will include the HFL Logo and the name of your church or organization.

Finding Resources

Volunteers

The extent to which your ministry seeks volunteers depends of the goals of your ministry, the number and types of programs, and the number of participants involved in your ministry. Parents, church members, pastors, and other responsible church or organization members make wonderful volunteers or Ministry Associates. These individuals should be considered and sought out during your Ministry Team's planning. Your church or organization is responsible for insuring these individuals as a part of your church or organization's HFL Outreach Ministry and should therefore give a great deal of consideration in seeking and including volunteers or Ministry Associates.

Fundraising

Operating an HFL Outreach Ministry will require some financial resources. The amount of financial resources will depend on the number and types of programs your ministry conducts. Your ministry will need funds to purchase the curriculum, curriculum activity support materials, fishing related equipment, and other resources. However, many materials and resources can be gained through donations from individuals within your church or organization. By being a ministry of a church or other nonprofit, Christian organization, you should have the opportunity to raise financial support. The topics of fundraising and gathering support materials should be included in the initial planning stages of your ministry and discussed with the Ministry Sponsor (church or organization). The Ministry Sponsor should set up an account designated for the ministry and its activities. This will ensure accurate accounting for the ministry and the Ministry Sponsor. Your individual HFL Outreach Ministry will be accountable for moneys raised and spent as a part of the sponsoring church or organization's annual budget and financial statement. HOOKED FOR LIFE does not report the financial business of individual HFL Outreach Ministries. Some proven fundraising activities include:

- **Pie or Dessert Auctions**
- **Spaghetti Dinner**
- **Car Washes**

Resources

To conduct a successful HFL Ministry you will need resources and equipment. The amount of resources and equipment will depend upon the extent of your ministry's activities and programs as well as the number of participants you plan to include. As your Ministry Team plans its yearly activities and programs, be sure to choose the lessons from the curriculum you plan to use and the materials you will need. Make a list of all the materials as well as equipment for fishing trips and other activities. Once your list is complete, share your list with church or organization's members for donations and help. You can also contact area businesses for donations and assistance. Fundraising activities should also be planned to help with the expenses. Contact local businesses, grocery stores, marts, and tackle shops for donations and support.

Please contact us online or by phone for suggestions, ideas, and assistance.

Program Options

The HFL Curriculum can be presented through various programs. The type of program you choose depends on the goals of your HFL Outreach Ministry, availability of resources, timeframe, and the audience you're targeting.

Extended Program Options

The entire *HFL Curriculum* can be delivered over the course of several weeks or months through extended program formats such as HFL Fishing Adventure Clubs, HFL Summer Day Camps, and Bible Studies. Extended programs are highly recommended because they:

- Encourage participation and involvement,
- Create meaningful experiences,
- Provide opportunities for learning and growth,
- Nurture self confidence,
- Foster positive Christian relationships, and
- Build a solid faith foundation.



HFL Fishing Adventure Club

There's nothing quite as exciting as a "fishing adventure". A Fishing Adventure Club is just that! It is a yearlong program that takes the club members through the entire HFL Curriculum. The club format makes a great Bible study and long-term educational program for the youth and families from within your church and through out your community. The club is designed to meet once or twice a month for over the course of one to two years depending on the goals of your ministry. Lessons from the curriculum as well as special fishing outings and conservation projects are conducted during the club meetings. The club also gives participants the opportunity to earn various fishing and faith related patches for accomplishing certain goals and objectives throughout the course of the club. *See additional information on HFL Fishing Adventure Clubs on page 20.*

HFL Summer Day Camp

Kids love camp! The HFL Summer Day Camp gives participants the opportunity to enjoy a great time of fishing, faith, and fellowship. Lessons and activities from the HFL Curriculum Series are taught on a daily basis over the course of two to three weeks depending on the goals, timeframe, and resources

of your ministry. Each day a lesson from the curriculum is divided into the three components (FISHING, FAITH, FELLOWSHIP) and spread out over the course of the day. Participants attend the FISHING activities in the morning, the FAITH session after lunch, and a FELLOWSHIP session or activity in the afternoon. Fishing, lunch, snack and other activities are scheduled in between each of the three component activities.

Short-term Program Options

Short-term programs can also be conducted by incorporating specific lessons from the curriculum. Shorter program formats include Weekend Retreats and one-day events. These programs create wonderful opportunities for your church to serve the community and share the love of Christ with others.



Weekend Retreat

This program is presented over the course of two or three days. This is an abbreviated version of the more extended camp or retreat. Several lessons are presented to give participants the opportunity to experience a time of fishing, faith, and fellowship. This type of program works well for family retreats or father-son and mother-daughter outings.

Fishing, Faith & Family Day

This is a one-day Fishing and Faith event. The program includes Fishing and Faith sessions where participants learn the basics of fishing. Instructors end each session with a faith message. The sessions present the information in the FISHING and FAITH components of each lesson but in an abbreviated manner. The participants rotate from session to session. Food and fishing should be included through out the event! This is a great promotional event for your church or organization.

These are just a few of the suggested program options. The HFL Curriculum allows your church or organization the flexibility to tailor your program according to your timeframe, goals, resources, and target audiences. However, all programs must incorporate at least 3 lessons from the HFL Curriculum to maintain consistency among HFL Outreach Ministries and their prospective programs. *Refer to the Suggested Program Agendas on page 22.*

Suggested Program Agenda

3-Day Weekend Retreat

Time/Day	Friday	Saturday	Sunday
Morning	Check-In/Fishing	Early Morning Fishing Breakfast/Prayer- Devotion “Made to Swim” Lesson (Fishing & Faith Components)	Early Morning Fishing Breakfast Devotion, Worship & Prayer
Break	Snack/Check-In Fishing	Snack/Fishing Knot Tying	“Feed Me” Lesson (Fishing Component)
Afternoon	Who am I” Lesson Fishing, Faith & Fellowship Components	Lunch “Family Reunion” Lesson (Fishing & Faith Components)	Lunch “Feed Me” Lesson (Faith Component)
Break	Fishing/ Dinner	Casting Games/Practice Dinner	Fishing Clean-Up & Check-Out
Evening	“Play it Safe” Lesson (Fishing & Faith Components) Lights-Out	“Made to Swim” & “Family Reunion” Fellowship Activities Lights-Out	

This is a suggested agenda. Choose the lessons, activities, and timeframe that best meet the needs and interests of your participants and the goals of your ministry.

Suggested Program Agenda
HFL Summer Day Camp

Time/Day	Monday	Tuesday	Wednesday	Thursday	Friday
Morning	Check-In “Who am I” (Fishing, Faith & Fellowship Activities)	“Family Reunion” Lesson (Fishing, Faith, & Fellowship Activities)	“Home Sweet Home” Lesson (Fishing, Faith, & Fellowship Activities)	“The Source of Strength” Lesson (Fishing, Faith, & Fellowship Activities)	Fishing Field Trip
Break	Lunch <i>Outdoor Games or Fishing-if available</i>	Lunch Outdoor Games or Fishing	Lunch Outdoor Games or Fishing	Lunch Outdoor Games or Fishing	Lunch
Afternoon	“Made to Swim” Lesson (Fishing, Faith & Fellowship Activities)	“Living Water” Lesson (Fishing, Faith & Fellowship Activities)	“Feed Me” Lesson (Fishing, Faith, & Fellowship Activities)	“Play it Safe” Lesson (Fishing, Faith, & Fellowship Activities)	Camp Participation Certificates

This is a suggested agenda. Choose the lessons, activities, and timeframe that best meet the needs and interests of your participants and the goals of your ministry. This same agenda schedule can be used for a 2 or 3 week Camp incorporating additional lessons and activities from the HFL Curriculum.

Suggested Program Agenda

HFL Fishing Adventure Club

Yearlong Club-Two Meetings per month for 12 months.

Meeting/Month	Month 1	Month 2	Month3	Month 4	Month 5	Month 6
Meeting 1	<p>“Who am I” Lesson Fishing, Faith, Fellowship Activities 1-11/2 hours</p>	<p>“Family Reunion” Lesson Fishing & Faith Activities 1-2 hours</p>	<p>“Living Water” Lesson Fishing, Faith Activities Fellowship Activity- Exploring Our Waters- Optional 1-2 hours</p>	<p>Fishing Trip Use the Fishing Field Trip Checklist in the Ministry Guide to help you prepare. Half or All Day Trip Club Picnic</p>	<p>“The Direct Line” Lesson Fishing & Faith Activities Fellowship Activity- The Prayer Line- Optional 2 hours</p>	<p>Fishing Trip Half or All Day Trip Conduct the Fellowship Activity in “The Direct Line” entitled “Lining Up Against Litter</p>
Meeting 2	<p>“Made to Swim” Lesson Fishing & Faith Activities 1-2 hours</p>	<p>“Made to Swim” & “Family Reunion” Fellowship Activities 1-2 hours</p>	<p>“ Play it Safe” Lesson Fishing & Faith Activities Fellowship Activities- Optional 1 1/2-2 hours</p>	<p>“Home Sweet Home” Lesson Fishing & Faith Activities 1-2 hours</p>	<p>“The Source of Strength” Lesson Fishing, Faith & Fellowship Activities 1-2 hours</p>	<p>“Feed Me” Lesson Fishing & Faith Activities Fellowship Activities- Optional</p>

Suggested Program Agenda
HFL Fishing Adventure Club Continued

Meeting/Month	Month 7	Month 8	Month9	Month 10	Month 11	Month 12
Meeting 1	“The Tempter” Lesson Fishing, Faith & Fellowship Activities 2 hours	Fishing Trip Half or All Day Trip Fishing Trip	“Hitting the Mark” Lesson Fishing & Faith Activities 1-2 hours	Fishing Trip Half or All Day Trip	Conservation & Clean Up Day Choose the banks of a local body of water and clean it up!	Two Meeting Dates are left open in case of a need to reschedule meetings or to add additional activities.
Meeting 2	“Tackling the Opponent” Lesson Fishing & Faith Activity Fellowship Activity- Battle Bracelets 2 hours	“The Gear” Lesson Fishing, Faith & Fellowship Activities 2 hours	Casting & Knot Tying Practice “Hitting the Mark” Fellowship Activity- Acts of the Spirit Club Dinner 2 hours	“ It’s the Law” Lesson Fishing, Faith & Fellowship Activities 1 1/2-2 hours	Club Banquet and Certificate and Patch Achievement Presentations.	↓

This is a suggested agenda when conducting an HFL Fishing Adventure Club over the course of a year. This same format can be used for a two-year club incorporating one meeting a month for 24 months. Choose the lessons, activities, and timeframe that best meet the needs and interests of your participants and the goals of your ministry.

HFL Program & Activity Planning Checklist

The following checklist is designed to help your Ministry Team plan a specific program or activity.

❑ **Schedule a Ministry Team Meeting**

The Ministry Coordinator should schedule a meeting several weeks or months prior to conducting a program or activity. All essential members of the Team, including the Ministry Sponsor, should be included in the meeting.

❑ **Pray**

Your Ministry Team should spend time in prayer seeking God's will for your ministry and the program or activity.

❑ **Selecting a Program**

Upon establishing your HFL Outreach Ministry, your Ministry Team created a yearly plan of programs and activities. Use your yearly plan to help you select your upcoming program or activity.

Program or Activity: _____

❑ **Determine the Program's Target Audience(s)**

It's recommended that one specific audience be targeted per program. Select the target audience based on the mission of your Ministry, church or organization, and the needs of your community.

Target Audience: _____

❑ **Determine the Number of Participants**

Decide on a maximum number of participants. The age of the target audience, the team's preference, availability of volunteers or Ministry Associates, facility space, equipment availability, and the estimated program length should be considered when determining the number of participants.

Number and Age of Participants: _____

❑ **Set Program Schedule:**

The length and type of program should be based on the age and maturity of the target audience, the Ministry Team's preference, the church or organization's (Ministry Sponsor) mission and timeframe, and the availability of volunteers (Ministry Associates), facilities, and resources. Refer to the *Program Option* section in the Ministry Guide for helpful information.

Program Option: _____

Program Date(s): _____

Meeting Time(s): _____

❑ **Choose a Meeting Place**

Prior to promoting the program, arrange and reserve a facility to accommodate your target audience as well as the activities outlined in the HFL Curriculum. Gymnasiums, large classroom settings, and parks are suggested.

Meeting Location: _____

❑ **Coordinate a Program Support Team**

The target audience and the number of participants should be used to determine the need for volunteers or Ministry Associates. The program team or staff should include respected and trusted Christian role models from within your church or organization who express or have an interest in the program and feel led to be a part. Team members can include pastors, older youth, parents, and other adults. Team members should be used to help support the instructor and the lesson activities, assist with fishing trips, gather materials and resources, and mentor participants.

Program Volunteers: _____

❑ **Plan and Schedule Fishing Outings and Field Experiences**

Locate and visit locations for fishing outings in your community. Depending on the length of your program, schedule at least two fishing opportunities. Seek individuals within your church or organization who might have connections. Contact your state's Department of Natural Resources or Fish and Game Department for information on public fishing waters near you. Seek out individuals who have access to private ponds. Refer to the Fishing Trip Checklist.

Fishing Outing Location(s): _____

Tentative Date(s): _____

❑ **Promote the Program**

The program can be promoted in various ways depending on the goals and resources of your church or organization. You can publicize through your church or organization's newsletter, bulletin, or website. For larger outreach programs, contact local radio, newspaper, and television assistance. Use the promotional flyer from the resource disk to help you with promotion.

❑ **Register Participants**

Announce a registration deadline. Obtain the name, telephone number, address, and age of each participant. Use the Participant Information Form in the Ministry Guide. When working just with youth, obtain all the necessary medical and contact information. **Be sure to send out a reminder about a week prior to the program.*

❑ **Review Lessons & Gather Materials & Equipment**

Select the lessons you plan to incorporate into the program. Review the lessons and make a list of all the necessary equipment and resources needed to conduct the lessons. Call on the volunteers or Ministry Associates to help you gather the necessary resources.

May God Bless Your Program.



Participant Information Form

Student's Name: _____

Home Phone: _____

Home Address: _____

Parent's (Guardians) Names: _____

Parent's Work Phone: _____

Other Contact Person & Phone: _____

Medical Concerns/ Needs: _____

Permission to Seek Emergency Medical Assistance:

I give _____ permission to seek medical care for my
Program Leader of Ministry
child, _____, in the case of a medical emergency.

Insurance Information: _____

Parent or Guardian's Signature

Date

HOOKED FOR LIFE takes every measure and precaution to ensure a safe experience. Safety is of the highest priority. However, this form and the information requested are necessary in the case of an emergency or accident when a parent or legal guardian is not present.



Participant Field Trip Permission Form

My child, _____, has permission to travel to

_____ (location) ON _____ (date) from

_____ (starting time) to _____ (time of return) with

the ministry/program leader(s) of _____ (Name of Ministry

Sponsor-Church or Organization).

The trip is planned to enrich your child's experience as a participant in the program. Your child should bring the following items with him or her:

Ministry/Program Leader's Signature: _____

Ministry Sponsor (Church or Organization): _____

Youth's Signature: _____

Parent's Signature: _____ Date: _____

Fishing Field Trips

Planning Checklist

- Find the Fishing Spot:**
Seek out individuals in your church or organization who might have connections to a private pond or know of a good place to fish in your area. Remember, the key is to find a place where the participants can catch fish. It doesn't matter what kind or how big they are. Your state's Fish and Game or Natural Resources Agency can also give you some suggestions. Refer to the list of State Agencies.
- Scout it Out:**
Prior to planning the trip, visit the fishing spot. This gives you the opportunity to find your way and to look for any potential hazards. This also gives you a chance to try out the fishing! If possible, find out what species of fish live in the body of water. If possible, conduct the "Play it Safe" lesson or provide the students with the Fishing Safety Tips located in that lesson.
- Schedule a Date and Time:**
Collaborate with your team, volunteers and participants to choose a date and a time for the trip. The age and experience level of the participants should determine the duration of the trip. Select a make-up date in case of bad weather.
- Coordinate Volunteers:**
It's important that you involve team members, volunteers, and parents in assisting with the gathering and transporting of equipment, food, and participants. If you're working with younger children, request that every child be accompanied by one of his or her parents.
- Gather Equipment:**
Gather the necessary equipment, tackle and bait needed for the trip. Be sure to take a first aid kit, towels, needle nose pliers (to remove hooks from the fish) and wet-wipes (to remove fish slime and worm guts). If your budget is limited, have students bring their own equipment or ask businesses and individuals for donations and sponsorship. Contact your state agency to get more information of their Tackle Loaner Program.
- Gather Participant Information & Make Final Preparations:**
Gather any necessary medical and contact information for each participant. You may want to have participant complete the Field Trip Permission Form. **IF YOU PLAN TO FISH PUBLIC WATERS, CHECK THE LAWS AND REGULATIONS FOR YOUR STATE. CONTACT YOUR STATE FISHING AGENCY AND REQUEST COPIES OF THE STATE FISHING REGULATIONS FOR YOUR PARTICIPANTS. IN MOST STATES, CITIZENS 16 YEARS OR OLDER NEED A FISHING LICENSE WHEN FISHING PUBLIC WATER.* If possible, conduct the "It's the Law" lesson and the "Play it Safe" lessons prior to the trip.
- Go Fishing:**
It's time to have fun! Be sure to review the Playing it Safe Rules prior to the trip. On the day of the trip, don't forget to take a camera and record the fishing, faith and fellowship in action!

Copyright & Trademark Permission

Trademark Statement

The HOOKED FOR LIFE name and logo are registered trademarks of HOOKED FOR LIFE, Inc. and represent the mission of the ministry.

All registered HFL Outreach Ministries are licensed to use the HOOKED FOR LIFE name and logo for the exclusive purpose of:

- Promoting the programs and activities of said ministry.**

Permission to reproduce the HOOKED FOR LIFE name and logo for any other purpose outside the Ministry Agreement requires permission from HOOKED FOR LIFE. The name and logo may not be used or reproduced for profit.

Copyright Statement

The HFL Curriculum Series, Ministry Guide, and other literature are copyrighted materials of HOOKED FOR LIFE. Reproduction in any form or for any reason outside the legal and acceptable uses as outlined below is prohibited.

Registered HFL Outreach Ministries are licensed to reproduce the HFL Curriculum and Ministry Guide for the purposes of:

- Promoting the registered ministry and ministry programs and activities.**
- Conducting ministry programs and activities.**
- Providing program leaders and volunteers with the necessary information and resources to conduct or support the program.**
- Providing program participants with resources and information.**

Permission to reproduce the curriculum, guide, and other support materials for any other purpose requires permission from HOOKED FOR LIFE.



Any church, program, organization, or individual using or representing the HFL name, logo, organization, mission, curriculum or other materials without written and authorized permission from HOOKED FOR LIFE is prohibited and is a violation of federal trademark and copyright laws.

Liability Statement

By establishing an HFL Outreach Ministry, the Ministry Sponsor (Church or Organization) understands and agrees that HOOKED FOR LIFE cannot be held liable or responsible for the individual actions of its ministry's programs and activities, ministry team members and volunteers, and ministry/program participants, and therefore accepts full responsibility for their registered HFL Outreach Ministry.

Play it Safe

As you begin your HFL Outreach Ministry, it's vital that you consider safety before all else. Fishing is a fun and relaxing sport, not to mention a great way to minister to youth and families, so long as you consider the many potential hazards and plan for them. So as you plan your ministry's activities and programs, "Play it Safe". Here are a few tips to ensure a safe and successful ministry.

1. **Pray for the Lord's protection and care over your ministry and its leaders and participants.**
2. **Review the "Play it Safe" Lesson-Conduct the lesson at the beginning of every program review and emphasize safety tips and rules.**
3. **Gather safety equipment-life jackets for fishing trips and first aid kits.**
4. **Create clear safety rules and expectations for the Ministry Team and participants.**
5. **Gather important medical information from participants.**
6. **Use common sense. If you wonder or question whether something is safe, it isn't.**

SAFETY FIRST

