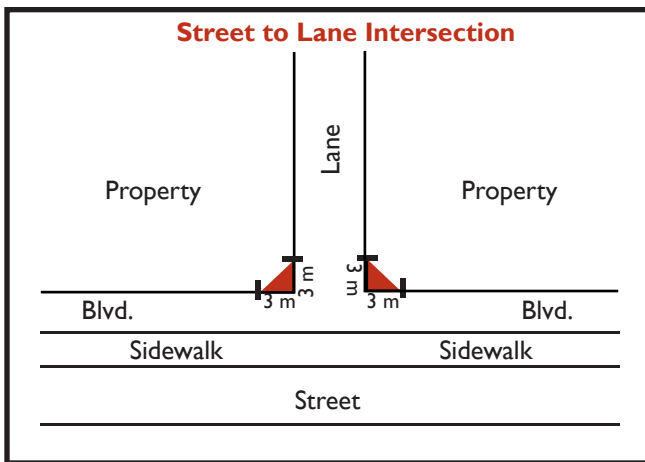
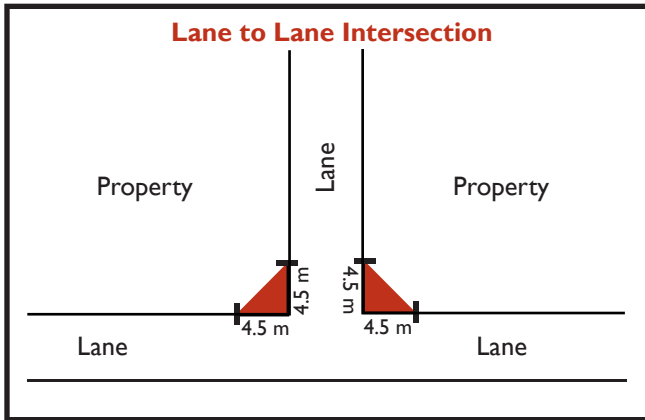
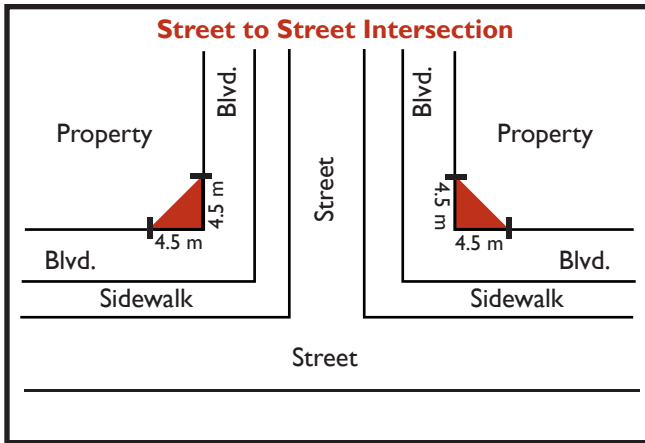



These diagrams for corner lots are intended for general guidance only.



 Do not build in the red shaded areas.

For more information, visit us online at www.reddeer.ca or contact

Inspections & Licensing
3rd Floor, City Hall
Box 5008, 4814 48 Avenue
Red Deer, AB T4N 3T4

Phone: 403-342-8190
Fax: 403-342-8200
inspections@reddeer.ca

Open 8 a.m. to 4:30 p.m. Monday to Friday



Fences





Before You Begin

Good fences may make good neighbours, but bad fences can create a lot of extra work, headaches, and hassles for you.

Before you build your fence, you need to make sure it will be built right the first time. This brochure can help you do that.

Important Numbers

Making a few phone calls now could save you a lot of time and money in the future. Before you begin, give these numbers a call:

The City of Red Deer's Engineering Department - 403-342-8161

The Engineering Department will help you verify the location of City boulevards and determine if there are any municipal reserves that will affect the placement of your fence.

Alberta One-Call - 1-800-242-3447

Alberta One-Call will have buried lines on your property flagged, at no cost to you.

Property Lines

The plot plan from your Real Property Report can help you determine your property lines so that you can build your fence within them. Fences cannot be built on a City boulevard, which is generally a grassy or landscaped strip of City property, or on a municipal reserve.

Building Materials

You can maintain the quality of your fence by choosing the right building materials. The City has a few restrictions, though, on the types of materials you can use.

You cannot build a fence out of the following:

- electrified materials
- protruding sharpened spikes or broken glass
- barbed wire

Height Restrictions

In rear yards, a fence or hedge cannot be taller than two metres (six feet six inches). A front yard fence or hedge cannot be taller than 0.9 metres (three feet).

The subdivision developer may have put further architectural controls in place. Please check with your builder for these restrictions.

Interior Lots

Building a fence on an interior (non-corner) lot is fairly straightforward: you simply have to make sure your fence is built within your property lines, not on a City boulevard or municipal reserve.

Corner Lots

A corner lot is a lot that is adjacent to the intersection of:

- two streets
- two lanes (or alleys)
- a lane and a street

There are a few more guidelines to follow if you plan to build a fence on a corner lot rather than on an interior lot.

When building a fence on a corner lot, you need to maintain adequate sight lines. Basically, you cannot build a fence, grow a hedge, or place any other screening materials that are higher than 0.9 metres (three feet) in the sight line areas.

Sight line areas are different based on the type of intersection your lot borders. The diagrams on the back of this brochure can show you the sight line area that is right for your corner lot.

Did you know...

you do not need a permit to build a fence on your residential lot?