



LISA BERKIN DESIGNS


Plant Care
Instructions

Hellebore




-
- Keep the hellebore in as cool an indoor spot as you can offer. Bright light is preferable, too.
 - Continue to water sparingly and carefully.
 - As spring approaches, begin transitioning the hellebore outside.
 - Once it is acclimated to staying out day and night and the danger of a freeze has passed, plant the hellebore in your garden. Choose a spot with part shade and protection from afternoon sun.

Lemon Cypress




-
- Full sun, partial shade.
 - Water regularly.
 - Fertilize every now and then.
 - Prune to maintain dwarf habit and promote new growth.
 - Must be kept frost free.

Crispy Wave Fern




-
- Low-to-medium sunlight. No direct sun.
 - 1-2 waterings per week. Always keep soil moist.

Mini Succulent




- Indirect sunlight.
- Soak the plant, let it drain, and then wait for the soil to dry completely before you water again (1-2 times per month).

Myrtle Topiary



-
- Prefers part to full sunlight.
 - Keep well watered and fertilize occasionally.
 - Use scissors to maintain shape.
 - Must be kept frost-free.

Christmas Cactus



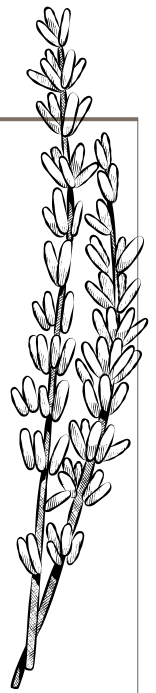
-
- Medium Light.
 - Keep moderately moist.
 - Room temperature.

Cyclamen



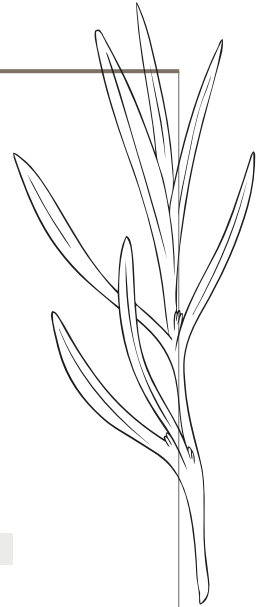
-
- Plenty of light, even direct sunlight.
 - Water regularly, and keep moist, do not let stand in excess water.
 - Fertilize frequently.

Lavender Tree



- Bright light to full sun.
- Keep moderately moist, well-drained.

Rosemary Tree



-
- Bright light to full sun.
 - Keep moderately moist, well-drained.