

# Buying a Keyboard!

Now that you have officially registered for private lessons, it's time to make sure that you have the most well-equipped keyboard to ensure that you get the most out of your time with your instructor! Luckily, purchasing a proper keyboard doesn't have to break the bank! With that being said, it's easy to believe that you can buy an inexpensive option without it affecting your ability to properly learn. Below you will see all of the information you need to find the keyboard that's right for you, along with where you can purchase one of these for your home today!

Looking to purchase a keyboard for your private *voice* lesson? Check out the third page for our recommendations!

## What to look for

**88 vs. 61 keys:** While 61 keys may seem like a space saver, and may sound ideal for a beginner, we recommend starting with a full set of 88 keys. Learning to play, and later transitioning to a larger keyboard can be difficult and confusing. Playing the piano is both a visual and muscular activity, and a beginning student who starts on a smaller keyboard may struggle transitioning to a larger, full sized keyboard as they progress.



**Weighted Keys:** Acoustic pianos have many moving parts that interact with one another to produce sound, which provides for a weighted feel. A good digital piano will be designed to give a similar feel to the keys. Look for the term "weighted" or "semi weighted" in the product description when researching potential options for your home. Over time, playing a non-weighted piano can actually hinder progress, and encourage poor playing technique. This will likely produce issues as the player advances, particularly when they transition to an acoustic piano, or similarly a digital option with weighted keys.







**Notable Brands :** Alesis, Casio, Korg, Roland, or Yamaha.



**Pedals:** Even if a student is not learning to use a pedal right away, they will very soon! If the keyboard does not already come with a sustain pedal, make sure your instrument does have a pedal input, typically found on the back of the keyboard. When you are purchasing the pedal itself, the best option is to look for a UNIVERSAL input. However, if your instrument has a NON-TRADITIONAL pedal input, you will need to purchase the exact pedal from the manufacturer of your keyboard. Brand name pedals can often times cost 4 to 5 times more than a universal sustain pedal.

**Music/Keyboard Stands and Benches:** Most models will include both a music stand and a keyboard stand, as well as a bench, however; some may not. Please know that these items are **required**, so be prepared to purchase separately if your keyboard does not include these materials.

## At a Glance

To look for	To avoid
<ul style="list-style-type: none"> <li> 88 keys</li> <li> Weighted, semi-weighted, or hammer action keys</li> <li> Included sustain pedal, or pedal input.</li> </ul>	<ul style="list-style-type: none"> <li> 61 keys</li> <li> Un-weighted keys</li> <li> No pedal input</li> </ul>

## Options We Recommend for Piano Students



Alesis Concert 88-Key Digital Piano

[Amazon: \\$231.03](#)

[Sweetwater: \\$269.00](#)



Yamaha P-45 Weighted Action Piano

[Amazon: \\$549.99](#)

[Sweetwater: \\$549.99](#)



Alesis Recital Pro

[Amazon: \\$379.00](#)

[Sweetwater: \\$379.00](#)



Williams Legato III Digital Piano

[Amazon: \\$299.95](#)

[Guitar Center: \\$199.99](#)

*\*Pricing as of September 2021. All prices are subject to change.*

*\*Some links above are affiliate links, which means we are given a small amount of commission if you click on and make purchases through them. Doing so is no additional cost to you, but it does help Lessons By Brooke & Company.*

## Options We Recommend for Vocalists

Having a keyboard for your private voice lesson is essential to the productivity of your time with your instructor. In addition to our recommendations on page 2, below are a few more options we recommend for you! Similarly to our piano students, we highly recommend looking into instruments with **weighted** or **semi-weighted keys**, **sustain pedal inputs**, **included music/keyboard stands** and a **bench**. While we still recommend a full, 88 key keyboard, 76 or 61 keys will suffice for a voice lesson.



Yamaha Piaggero NP-12 61

[Amazon: \\$249.99](#)

[Sweetwater: \\$219.99](#)



Casio Casiotone CT S200

[Amazon: \\$149.00](#)

[Sweetwater: \\$149.00](#)



Alesis Harmony 61 MKII

[Amazon: \\$110.20](#)

[Sweetwater: \\$139.00](#)



Roland GO: 61 Key Piano

[Amazon: \\$349.99](#)

[Sweetwater: \\$349.99](#)

*\*Pricing as of September 2021. All prices are subject to change.*

*\*Some links above are affiliate links, which means we are given a small amount of commission if you click on and make purchases through them. Doing so is no additional cost to you, but it does help Lessons By Brooke & Company.*

