

# Bridgeport Elementary School

“Dream Big, Compete Big, Achieve Big”



Bridgeport Elementary is home to 253 students, 21 certified teachers, and 10 paraprofessionals. Our community blessed us with a new school building in 2015. The students are fortunate to learn from a teaching staff that is very experienced. Our teachers have an average of 18.48 years of experience, which is significantly above the state average. Our parents are very involved in the education of their children. Parent teacher conferences average an attendance rate of 95%. Over 90% of our teaching staff has attended Ron Clark Academy in Atlanta, GA. This experience has set the bar high, challenging our teachers to create an extremely dynamic learning environment that is engaging for all students. We continue to research and implement best practices to meet the growing demands of the new state standards.

**AQuESTT Classification = Good**

**1**

**NSCAS ELA**

54% Proficient = Above State Average

**2**

**NSCAS MATH**

52% Proficient = Above State Average

**3**

**SCIENCE**

83% Proficient = Above State Average



**Student Population K-6**  
253 Students

52% Free/Reduced Lunch



13.69 % Mobility Rate

8% ELL



4% High Ability Learners

## “Dream Big, Compete Big, and Achieve Big”

The town of Bridgeport has a population of approximately 1,600 people. Our community provides all of the necessary resources for our students to pursue their dreams. We teach our students the value of hard work and perseverance. It is paramount that we teach our students that the world owes us nothing. It is up to us to compete every single day so that we can all achieve our goals and experience success consistently while earning everything we receive.



## Character Counts

Each month, 36 students are recognized at a school assembly for consistently demonstrating positive character attributes. On average, 75 family members attend this event to show support for their child. The Bridgeport Elementary staff places a high priority on character development. Students benefit from the Character Counts Program and weekly lessons from our counseling staff.



## #MYHOUSE INITIATIVE

Our entire school population has been divided into 6 equal teams as part of the #MyHouse Initiative. This is a program similar to PBIS, in which students receive positive reinforcement for desired school behavior, extreme acts of kindness, citizenship, and academic achievement.

The Blue Team, Red Team, Purple Team, Orange Team, Yellow Team, and Green Team compete each day and demonstrate a great deal of pride and enthusiasm for their respective team. Our staff is included in this initiative while facilitating monthly house meetings and providing adult leadership.



# NEBRASKA EDUCATION PROFILE

The Nebraska Education Profile replaced the State of the Schools Report. This system includes all relevant data regarding our school population and performance on state assessments. College and Career Readiness Standards were adopted in 2016 and has greatly increased the rigor within each state assessment. Our staff is dedicated to professional development and curriculum alignment as we aim to exceed the standards implemented by the Nebraska Department of Education.

The screenshot shows the Nebraska Department of Education website. At the top left is the logo for NEBRASKA DEPARTMENT OF EDUCATION. The main heading is "Bridgeport Elementary School" with the subtext "Elementary School Classification". Below this is a horizontal bar with four categories: EXCELLENT, GREAT, GOOD (highlighted in orange), and NEEDS IMPROVEMENT. To the right, there is a list of district information: School District (Bridgeport Public Schools), State Board District (7), Educational Service Unit (13), and Legislative District (47).

## Nebraska Student-Centered Assessment System

Percent Proficient: CCR Benchmark/On Track or Meets/Exceeds Combined

### Combined Results for All Grades Tested

Data Years	English Language Arts*	Mathematics*	Science*
2013-2014	**	**	91 %
2014-2015	**	**	93 %
2015-2016	**	**	82 %
2016-2017	53 %	**	89 %
2017-2018	54 %	52 %	83 %

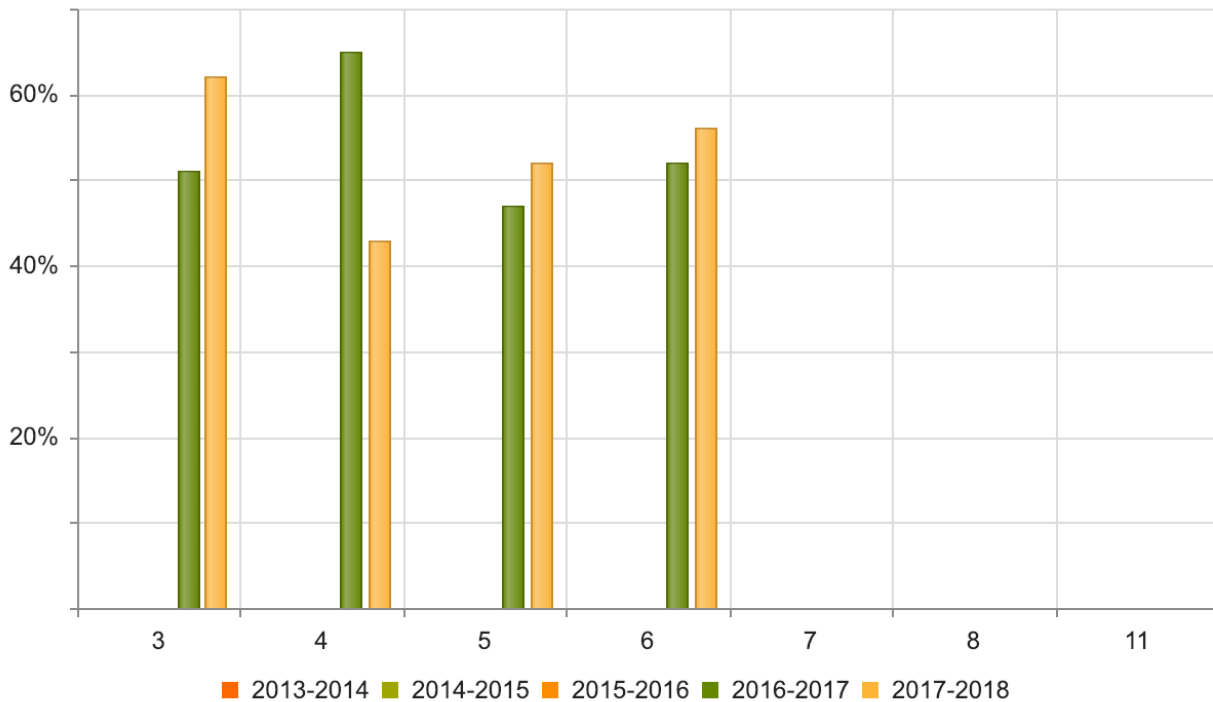
Link to the NEP- Nebraska Education Profile

<https://nep.education.ne.gov/>

## NEBRASKA EDUCATION PROFILE - ELA - ENGLISH LANGUAGE ARTS

The Nebraska Education Profile replaced the State of the Schools Report. This system includes all relevant data regarding our school population and performance on state assessments. College and Career Readiness Standards were adopted in 2016 and has greatly increased the rigor within each state assessment. Our staff is dedicated to professional development and curriculum alignment as we aim to exceed the standards implemented by the Nebraska Department of Education.

Percent Proficient By Grade



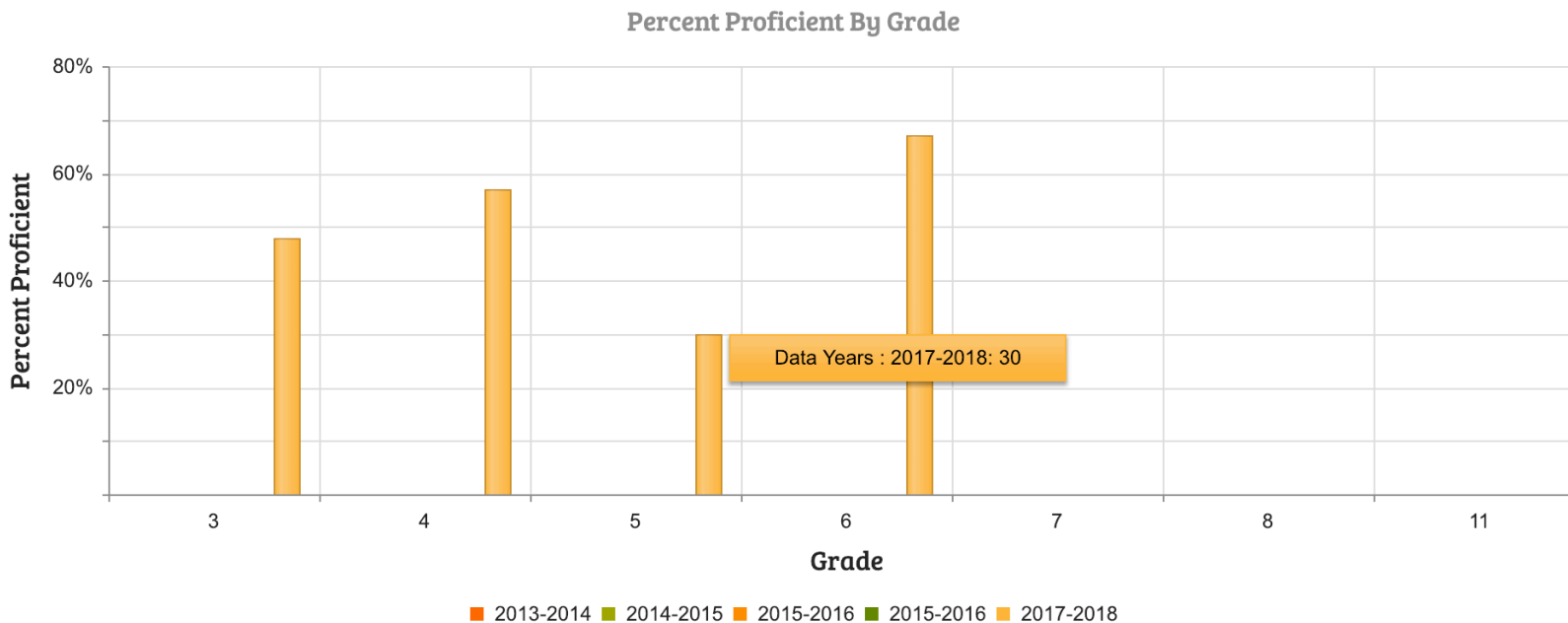
Link to the NEP- Nebraska Education Profile

<https://nep.education.ne.gov/>



## NEBRASKA EDUCATION PROFILE - MATHEMATICS

The Nebraska Education Profile replaced the State of the Schools Report. This system includes all relevant data regarding our school population and performance on state assessments. College and Career Readiness Standards were adopted in 2016 and has greatly increased the rigor within each state assessment. Our staff is dedicated to professional development and curriculum alignment as we aim to exceed the standards implemented by the Nebraska Department of Education.

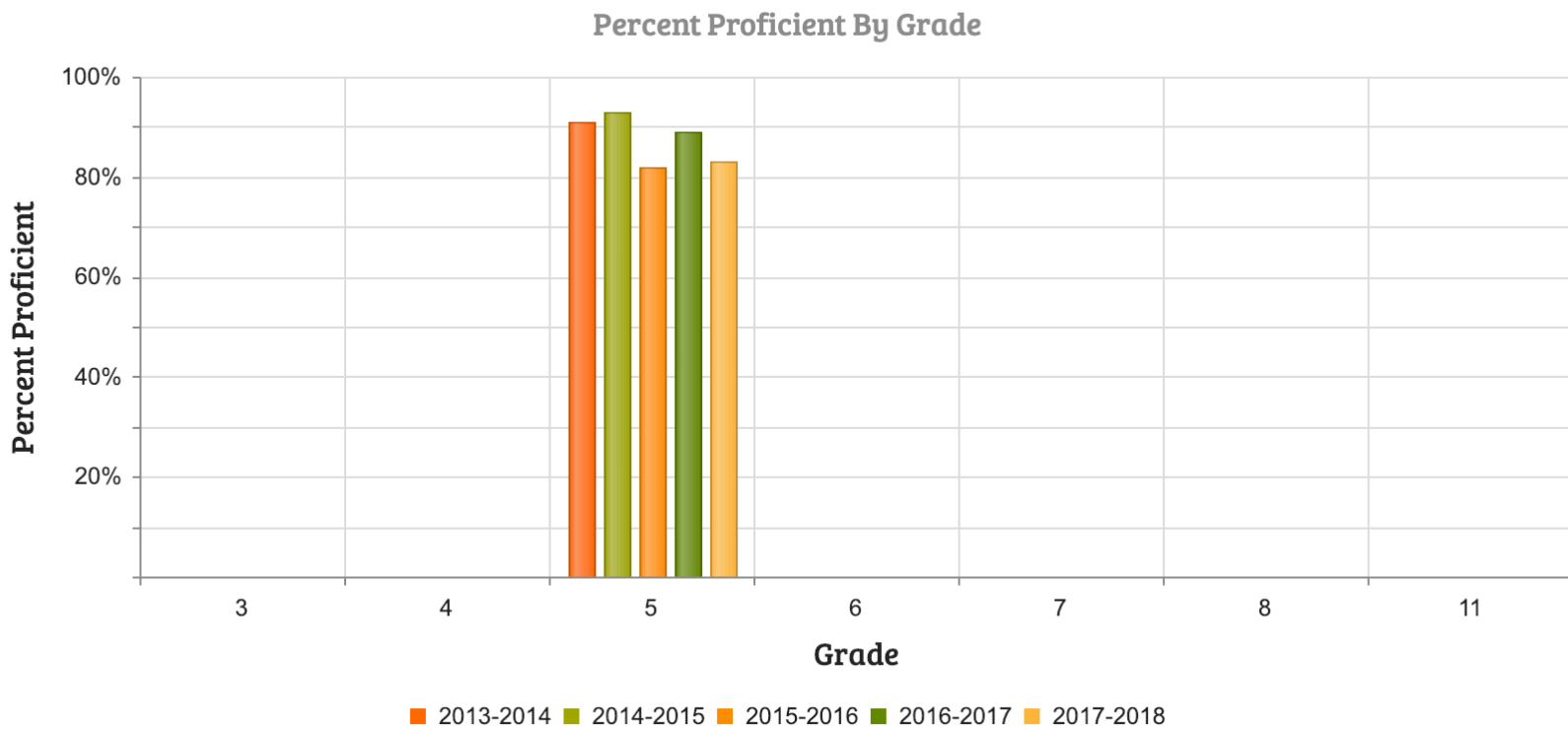


[Link to the NEP- Nebraska Education Profile](https://nep.education.ne.gov/)

<https://nep.education.ne.gov/>

## NEBRASKA EDUCATION PROFILE - SCIENCE \*NEW STANDARDS IMPLEMENTED 2020-2021

The Nebraska Education Profile replaced the State of the Schools Report. This system includes all relevant data regarding our school population and performance on state assessments. College and Career Readiness Standards were adopted in 2016 and has greatly increased the rigor within each state assessment. Our staff is dedicated to professional development and curriculum alignment as we aim to exceed the standards implemented by the Nebraska Department of Education.



Link to the NEP- Nebraska Education Profile

<https://nep.education.ne.gov/>

If you have any questions regarding this report, please contact:

Mr. Troy Malone

Principal

Bridgeport Elementary School

308-262-1574