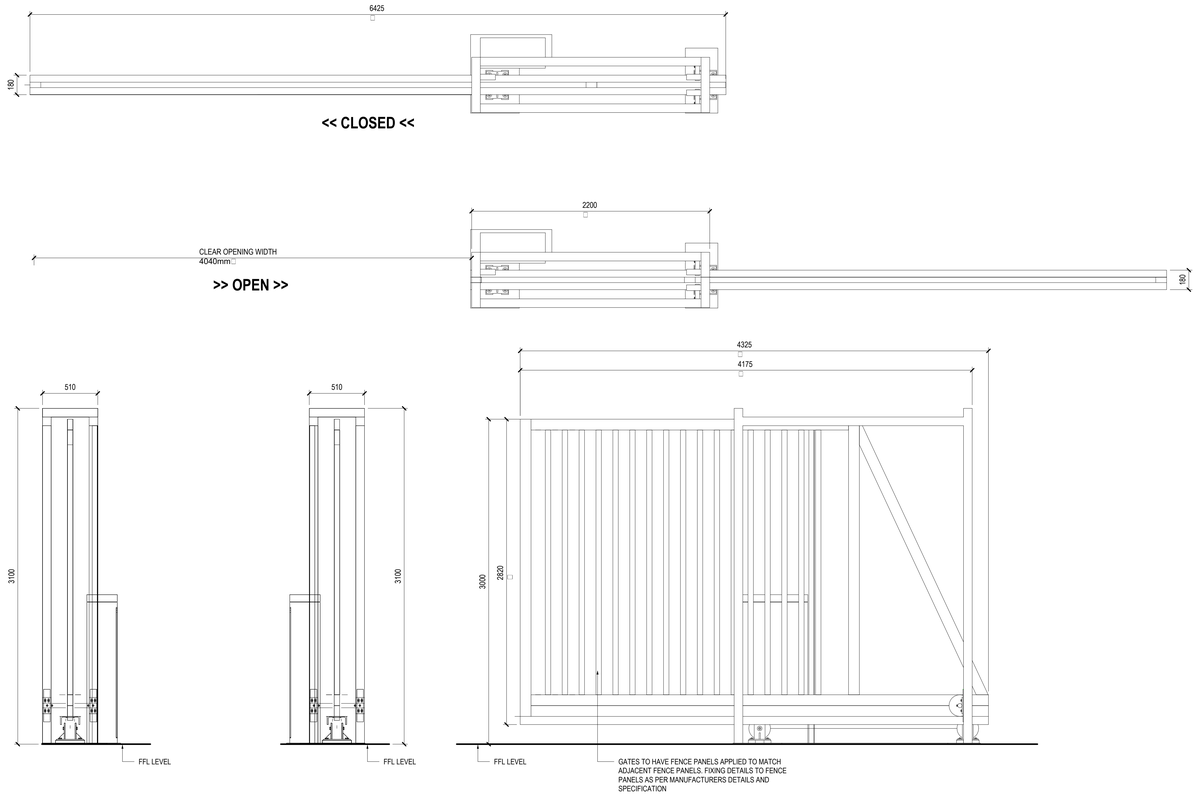

01 CANTILEVER GATE PLAN & ELEVATIONS

SCALE: 1 : 20

SWING GATE

FOUNDATION DETAILS TO SUIT LOCAL GROUND CONDITIONS; CONTRACTER TO VERIFY SIZE AND CALCULATIONS WITH STRUCTURAL ENGINEER. (TYPICAL DETAIL SHOWN)

- MINIMUM HEIGHT:2,400 MM

- MAX CLEARANCE BETWEEN PALES AND GROUND: 50 MM

- PALES TO MATCH ADJACENT FENCE

- INTERMEDIATE POSTS: 120X80X5 RHS
- CORNER POSTS: 120X120X5 RHS

- FINISH: PPC RAL 9005 JET BLACK

- ALL SCREWS, NUTS AND BOLTS TO BE PAINTED MATCHING COLOUR AFTER INSTALLATION

- 'NO TRESPASSING' AND 'CCTV IN OPERATION' AND 'GATE IS ALARMED' SIGNS ON GATE

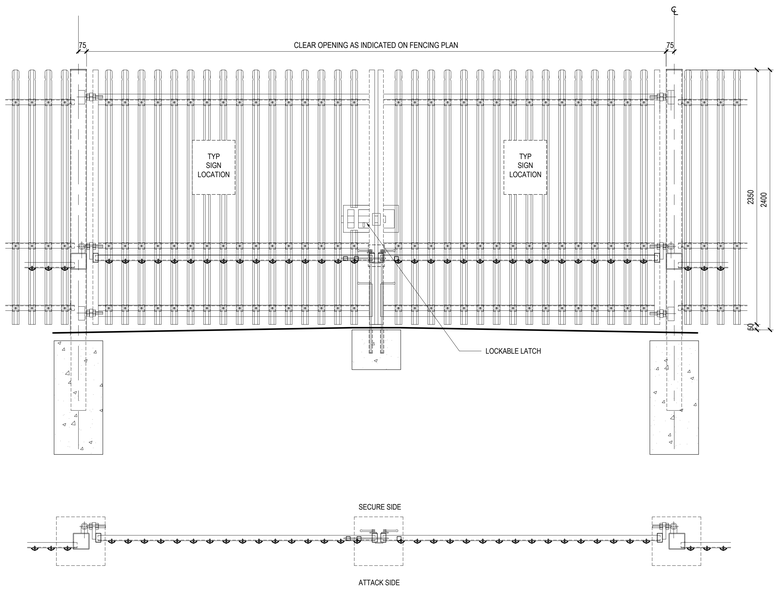

02 SWING GATE DETAILS SECURITY FENCE 2.4m

SCALE: 1 : 20

1 : 20@A0

RED
1 Lower Farm Barns
Bainton Road, Bucknell
Bicester OX27 7LT, UK
www.red-eng.com

t: +44-(1869)355600
f: +44-(1869)250777
e: oxfordcad@red-eng.com

Gensler
4 St Philip's Place
First Floor
Birmingham
B3 2SL
United Kingdom

Tel. +44 (0)121 260 1600

Microsoft

CWL01-02

Duffryn Lane Newport
NP10 8BE

Design Team

Design	GENSLER
Drawn	BD
Checked	JL
Date	27.10.23
Company Project No.	P-020340
M.S. Project No.	P-020340

Approvals

CUSTOMER	MICROSOFT	Date
Microsoft Design Manager	LEVI HOLLAND	
Microsoft Electrical Engineer	MARK GLEESON	
Microsoft Bas/Epms Engineer	ANDREW FREEZER	
Microsoft Mechanical Engineer	DAVID WEST	
CSA	SHARENDRA NAIDU / STUART MCKEOWN	
Telecom	MARK KELLY /PAUL BISHOP	
Security Manager	DAVID BEADLE	
Environmental	DEIRDRE GORMAN	

PROJECT MANAGEMENT

		Date
Project Planner		
Project Manager		
Senior Project Manager		
Development Manager		
Project Manager		
Quality Control Reviewer		
Quality Control FF&E		

Revisions

No.	Date:	Description
P01	31.08.23	PLANNING
P02	27.10.23	PLANNING

Registration

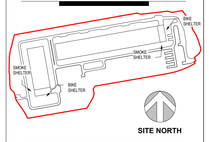

Bar Code

Sheet Title/Number

GATE DETAILS

CWL01-02-L-P-10

CWL01-02-L-P-10- P02

© Gensler 2022
All rights reserved, including but not limited to The Copyright, Design and Patents Act 1988