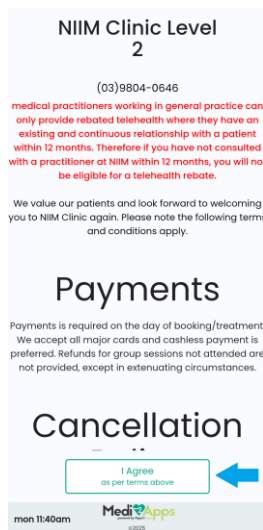


How to book an appointment with Dr. Amir online (current NIIM patients only)

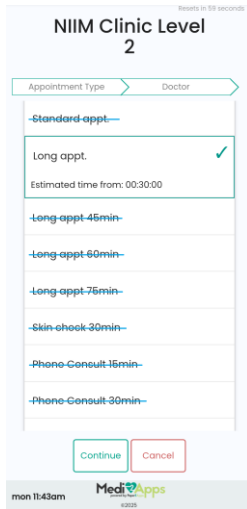


Step 1: Visit www.prpdoc.com
then scroll down and click
“Online Booking” (see blue
arrow)

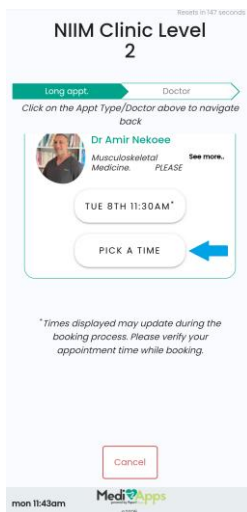


Step 2: Scroll down and click “I
agree” (see blue arrow)

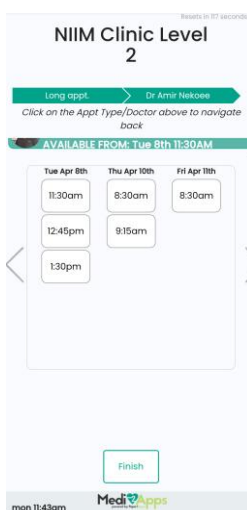
Step 3: Enter in your details,
then click “Continue”



Step 4: Click “Long appt” only



Step 5: You can select the next appointment if that suits, otherwise click “Pick A Time” (see blue arrow)



Step 6: All available slots will appear, choose whichever suits. Please note that only the appointments for the next 3 days will appear, to book an appointment later than that, click the right arrow. When you have found a time that suits, select it then click “Finish”