



# CORDLESS TOOLS

# CORDLESS CONVENIENCE CORDED PERFORMANCE

## BOSCH AND CORDLESS

The cordless power tool story at Bosch extends a legacy built on quality products that stand the test of time, offer industry-driving innovation and deliver professional performance. These are tools that last, with best-in-class power and innovative features; professional power tools that are engineered for today and tomorrow.

## THE TECHNOLOGY LEADER

Bosch brings a reputation for new ideas and new thinking to the market for cordless power tools. The two-in-one bit/socket impact driver is a great example, incorporating both hex and square interfaces in a versatile tool that's used on the job every day. When it comes to motor technology, the Bosch EC Brushless motor delivers superior cordless power, a compact design, 2× life and virtually no maintenance. And at the front end, the Bosch-engineered heavy-duty metal chuck offers toughness and great gripping power while providing high clamping force to stop bit slippage. When it comes to technical advancement on the jobsite, no one beats Bosch.





## **BUILT AROUND YOU**

When trade pros buy a power tool they're also getting a battery platform. That could be a spur-of-the-moment long-term commitment. So it makes sense to take a moment and select the battery system first, the component that works hardest over the long haul. One with great power, but also backward compatibility so the battery you're using today works with both new and old tools. Plus heat diffusion technology like Bosch CoolPack that delivers superior runtime and preserves battery life. Now that's a battery system built around you.

## **SAFETY THAT WORKS**

Leadership in cordless power tool technology means a commitment to safety. Bosch brings imaginative invention and world-class design to meet the special demands of trade professionals. Bosch safety features include KickBack Control, which stops the tool in bit bind-up situations to reduce potential user injuries. Also, exclusive Electronic Motor Protection (EMP) and Electronic Cell Protection (ECP), solutions that help prevent the tool and batteries from overloading or overheating.



**BOSCH**  
Invented for life

# REAL POWER UNREAL SIZE

The Bosch 12V Max Cordless line brings compact size and surprising power together in an array of professional-grade power tools. No matter the job, Bosch has a 12-volt solution to fit the need.



## REAL POWER, UNREAL SIZE

The growing Bosch 12V Max cordless power tool line is about engaging the serious user who's looking for powerful, lightweight tools. Bosch 12V Max tools offer the latest technology, including EC Brushless motors, LED lights and all-metal gearing, features designed to drive fasteners and cut material with speed and accuracy. Plus, Bosch 12-volt batteries offer the all-day power professional users demand. From work lights to planers, from jig saws to oscillating tools, this is a lineup that continues to command attention.












# QUICK TOOL REFERENCE GUIDE

## 12 VOLT MAX CORDLESS TOOLS

ITEM #	PS11	PS21	PS22	GSR12V-140FC	PS31	PS32
						
DESCRIPTION	3/8" Angle Drill	Two-Speed Pocket Driver	EC Brushless Two-Speed Pocket Driver	FlexiClick™ 5-in-1 Drill/Driver System	3/8" Drill/Driver	EC Brushless 3/8" Drill/Driver
NO LOAD RPM	0–1,300	0–350/0–1,300	0–400/0–1,300	0–400/0–1,300	0–350/0–1,300	0–400/0–1,300
MAX TORQUE (IN.-LBS.)	115	265	180	265	265	180
DRIVE	3/8" keyless chuck	1/4" hex	1/4" hex	1/4" hex, 3/8" chuck	3/8" keyless chuck	3/8" keyless chuck
LENGTH	11.5"	5.6"	5.3"	5.2" (no attachments)	7.0"	6.5"
WEIGHT (BARE TOOL)	2.4 lbs.	1.4 lbs.	1.2 lbs.	1.4 lbs. (no attachments)	1.8 lbs.	1.6 lbs.

ITEM #	PS130	PS41	PS42	PS82	PS60	GOP12V-28	JS120
							
DESCRIPTION	3/8" Hammer Drill/Driver	Impact Driver	EC Brushless Impact Driver	EC Brushless Impact Wrench	Pocket Reciprocating Saw	EC Brushless Starlock® Oscillating Multi-Tool	Barrel-Grip Jig Saw
NO LOAD RPM	0–380/0–1,300	0–2,600	0–1,200/0–2,600	0–1,200/0–2,600	—	—	—
NO LOAD BPM	0–19,500	0–3,100	0–2,700/0–3,100	0–2,700/0–3,100	—	—	—
OPM	—	—	—	—	—	8,000–20,000	—
SPM	—	—	—	—	0–3,000	—	0–2,800
MAX. TORQUE (IN.-LBS.)	265	930	975	1,020	—	—	—
DRIVE	3/8" keyless chuck	1/4" hex	1/4" hex	3/8" square	—	—	—
LENGTH	8.0"	5.4"	5.4"	5.5"	11.0"	11.2"	9.4"
WEIGHT (BARE TOOL)	1.9 lbs.	1.8 lbs.	1.6 lbs.	1.6 lbs.	2.2 lbs.	1.75 lbs.	3.0 lbs.

ITEM #	GHO12V-08	GKF12V-25	VAC120	FL12	GLI12V-300	GLL3-330CG	GLL3-330C
							
DESCRIPTION	EC Brushless Planer	EC Brushless Palm Edge Router	Vacuum Cleaner	LED Worklight	LED Worklight	360° Connected Green-Beam Three-Plane Leveling and Alignment Line Laser	360° Connected Three-Plane Leveling and Alignment Line Laser
NO LOAD RPM	14,500	13,000	—	—	—	—	—
SPM	—	—	—	—	—	—	—
LUMENS	—	—	—	330	300	—	—
# OF LEDS	—	—	—	10	6	—	—
LENGTH	10.04"	5.7"	15.0"	5.5"	2.2"	6.4"	6.4"
WEIGHT (BARE TOOL)	3.3 lbs	2.2 lbs.	1.6 lbs.	0.6 lbs.	0.4 lbs.	2.0 lbs.	2.0 lbs.
ACCURACY	—	—	—	—	—	±3/32" at 30 ft.	±3/32" at 30 ft.
RANGE (UP TO)	—	—	—	—	—	200 ft. diameter	200 ft. diameter






CORDLESS TOOLS













**BOSCH**  
Invented for life

# 18 VOLT CORDLESS TOOLS

## CORDLESS TOOLS





ITEM #	GSR18V-190	DDS181A	DDS183	DDH181X	DDH183
					
<b>DESCRIPTION</b>	Compact 1/2" Drill/Driver	Compact Tough 1/2" Drill/Driver	EC Brushless Compact Tough 1/2" Drill/Driver	Brute Tough 1/2" Drill/Driver	EC Brushless Brute Tough 1/2" Drill/Driver
<b>NO LOAD RPM</b>	0-450/0-1,700	0-500/0-1,900	0-600/0-1,900	0-400/0-1,700	0-2,100
<b>MAX. TORQUE</b>	480 in.-lbs.	600 in.-lbs.	535 in.-lbs.	710 in.-lbs.	663 in.-lbs.
<b>CHUCK CAPACITY</b>	1/2" keyless chuck	1/2" keyless metal chuck	1/2" keyless metal chuck	1/2" keyless metal chuck	1/2" keyless metal chuck
<b>CLUTCH SETTINGS</b>	20 + 1	18 + 1	20 + 1	25 + 1	25 + 1
<b>DRIVE</b>	1/2"	1/2"	1/2"	1/2"	1/2"
<b>LENGTH</b>	7.8"	7.5"	6.8"	8.4"	7.8"
<b>WEIGHT (BARE TOOL)</b>	2.8 lbs.	2.6 lbs.	2.5 lbs.	3.4 lbs.	3.8 lbs.



ITEM #	HDS181A	HDS183	HDH181X	HDH183
				
<b>DESCRIPTION</b>	Compact Tough 1/2" Hammer Drill/Driver	EC Brushless Compact Tough 1/2" Hammer Drill/Driver	Brute Tough 1/2" Hammer Drill/Driver	EC Brushless Brute Tough 1/2" Hammer Drill/Driver
<b>NO LOAD RPM</b>	0-500/0-1,900	0-600/0-1,900	0-440/0-1,850	0-2,100
<b>NO LOAD BPM</b>	0-27,000	0-28,500	0-27,750	0-31,500
<b>MAX. TORQUE</b>	600 in.-lbs.	535 in.-lbs.	750 in.-lbs.	663 in.-lbs.
<b>CHUCK CAPACITY</b>	1/2" keyless metal chuck	1/2" keyless metal chuck	1/2" keyless metal chuck	1/2" keyless metal chuck
<b>CLUTCH SETTINGS</b>	18 + 1	20 + 1	25 + 1	25 + 1
<b>DRIVE</b>	1/2"	1/2"	1/2"	1/2"
<b>LENGTH</b>	7.5"	7.1"	8.9"	8.0"
<b>WEIGHT (BARE TOOL)</b>	2.7 lbs.	2.6 lbs.	3.6 lbs.	3.9 lbs.

ITEM #	GDR18V-1400	GDX18V-1600	IDH182	IWH181	IWBH182	IWMH182
						
<b>DESCRIPTION</b>	1/4" Hex Impact Driver	1/4" and 1/2" Two-in-One Bit/Socket Impact Driver	EC Brushless 1/4" and 1/2" Two-in-One Bit/Socket Impact Driver	3/8" Impact Wrench	EC Brushless 1/2" Impact Wrench	EC Brushless 1/2" Square Drive Impact Wrench
<b>NO LOAD RPM</b>	0-2,800	0-2,800	0-2,800/ 0-2,300/ 0-1,300	0-2,800	0-2,800/ 0-2,000/ 0-1,300	0-2,400
<b>NO LOAD IPM</b>	0-3,600	0-3,600	0-3,200/ 0-2,600/ 0-1,100	0-3,200	0-3,200/ 0-2,600/ 0-1,100	0-3,500
<b>MAX. TORQUE</b>	1,400 in.-lbs.	1,600 in.-lbs.	1,650 in.-lbs.	1,600 in.-lbs.	1,650 in.-lbs.	184 ft.-lbs.
<b>CHUCK CAPACITY</b>	1/4" hex	1/4" hex	1/4" hex	—	—	—
<b>DRIVE</b>	—	1/2" square	1/2" square	3/8" square	1/2" square	1/2" square
<b>LENGTH</b>	5.9"	6.7"	6.2"	6.0"	5.8"	6.4"
<b>WEIGHT (BARE TOOL)</b>	2.3 lbs.	2.4 lbs.	2.4 lbs.	3.6 lbs.	2.2 lbs.	2.6 lbs.



# 18 VOLT CORDLESS TOOLS

ITEM #	IWHT180	HTH181	HTH182	ADS181
				
DESCRIPTION	High-Torque Impact Wrench with Friction Ring	High-Torque Impact Wrench with Pin Detent	High-Torque Impact Wrench with 7/16" Hex	1/2" Right Angle Drill
NO LOAD RPM	0-1,900	0-1,900	0-1,900	0-1,150
NO LOAD BPM	0-2,100	0-2,100	0-2,100	—
MAX. TORQUE	500 ft.-lbs.	500 ft.-lbs.	500 ft.-lbs.	160 in.-lbs.
CHUCK CAPACITY	—	—	—	1/2" keyless
DRIVE	1/2" square	1/2" square	7/16" quick-change anvil	—
LENGTH	10.0"	10.0"	10.75"	13.0"
WEIGHT (BARE TOOL)	5.2 lbs.	5.2 lbs.	5.2 lbs.	3.6 lbs.

ITEM #	GBH18V-20	GBH18V-26	CCS180	GSA18V-083	CRS180	GSA18V-125
						
DESCRIPTION	3/4" SDS-plus® Rotary Hammer	EC Brushless 1" SDS-plus® Bulldog™ Rotary Hammer	6-1/2" Circular Saw	Compact Reciprocating Saw	1-1/8" D-Handle Reciprocating Saw	EC Brushless 1-1/4"-Stroke Multi-Grip Reciprocating Saw
NO LOAD RPM	0-1,800	890	3,900	—	—	—
NO LOAD BPM	0-4,500	0-4,350	—	—	—	—
IMPACT ENERGY	1.3 ft.-lbs. EPTA	1.9 ft.-lbs. EPTA	—	—	—	—
NO LOAD SPM	—	—	—	0-3,050	0-2,400/ 0-2,700	0-2,500
STROKE LENGTH	—	—	—	0.83"	1-1/8"	1-1/4"
LENGTH	12.8"	13.7"	12.5"	15.75"	17.7"	19.0"
WEIGHT (BARE TOOL)	5.7 lbs.	6.3 lbs.	6.7 lbs.	4.4 lbs.	6.35 lbs.	7.7 lbs.








**CORDLESS TOOLS**



**BOSCH**  
Invented for life

# 18 VOLT CORDLESS TOOLS

## CORDLESS TOOLS

ITEM #	GWS18V-45	GWS18V-50	GWS18V-45C	GWS18V-45PC	GWS18V-45PSC
					
DESCRIPTION	4-1/2" Angle Grinder	5" Angle Grinder	EC Brushless Connected-Ready 4-1/2" Angle Grinder	EC Brushless Connected-Ready 4-1/2" Angle Grinder with No Lock-On Paddle Switch	EC Brushless Connected 4-1/2" Angle Grinder with No Lock-On Paddle Switch
NO LOAD RPM	10,000	10,000	9,000	9,000	9,000
SPINDLE THREAD	5/8"-11	5/8"-11	5/8"-11	5/8"-11	5/8"-11
LENGTH	12.5"	12.5"	14.5"	14.5"	14.5"
WEIGHT (BARE TOOL)	3.9 lbs.	4.0 lbs.	4.4 lbs.	4.4 lbs.	4.4 lbs.

ITEM #	CSM180	BSH180	JSH180	GOP18V-28	PLH181
					
DESCRIPTION	Metal Circular Saw	Compact Band Saw	Top-Handle Jig Saw	EC Brushless StarlockPlus® Oscillating Multi-Tool	3-1/4" Planer
NO LOAD RPM	4,250	—	—	—	14,000
SPM/OPM	—	—	0-2,700	8,000-20,000	—
NO LOAD SFPM	—	530	—	—	—
STROKE LENGTH	—	—	1"	2.8°	—
LENGTH	14.0"	13.5"	10.24"	12.6"	12.63"
WEIGHT (BARE TOOL)	4.4 lbs.	7.1 lbs.	4.1 lbs.	2.7 lbs.	4.5 lbs.

ITEM #	GBL18V-71	GAS18V-02	GAS18V-3
			
DESCRIPTION	Blower	Handheld Vacuum Cleaner	2.6-Gallon Wet/Dry Vacuum Cleaner
NO LOAD RPM	13,500/17,000	—	—
MAX SUCTION	—	60 mbar	—
AIR VOLUME (CFM)	71	21.2	51
LENGTH	20.6"	17.25"	13.2"
WEIGHT (BARE TOOL)	2.4 lbs.	2.9 lbs.	10.2 lbs.



## 18 VOLT CORDLESS TOOLS

ITEM #	CFL180	GLI18V-300	GLI18V-420	GLI18V-1900
				
DESCRIPTION	Incandescent Flashlight	Articulating LED Worklight	LED Worklight	LED Floodlight
LUMENS	N/A	300	420	1900
# OF LEDS	0	6	3	1
LENGTH	4.0"	5.4"	6.0"	2.8"
WEIGHT (BARE TOOL)	0.9 lbs.	0.7 lbs.	0.6 lbs.	3.5 lbs.

## 36 VOLT CORDLESS TOOLS

ITEM #	DDH361	HDH361	RH328VC-36K	1671	1651
					
DESCRIPTION	Brute Tough 1/2" Drill/Driver	Brute Tough 1/2" Hammer Drill/Driver	1-1/8" SDS-plus® Bulldog™ Rotary Hammer with Chipping	6-1/2" Circular Saw	1-1/8" D-Handle Reciprocating Saw
NO LOAD RPM	0-420/0-1,800	0-420/0-1,800	0-1,150	4,000	—
NO LOAD BPM	—	0-27,000	0-4,170	—	—
SPM	—	—	—	—	0-3,000/0-2,400
MAX. TORQUE	663 in.-lbs.	663 in.-lbs.	2.4 ft.-lbs. EPTA	—	—
STROKE LENGTH	—	—	—	—	1-1/8"
LENGTH	9.75"	9.75"	14.0"	14.0"	16.0"
WEIGHT (BARE TOOL)	4.0 lbs. (without assist handle)	4.25 lbs. (without assist handle)	9.6 lbs.	7.7 lbs.	7.7 lbs.



CORDLESS TOOLS



**BOSCH**  
Invented for life

# 12 VOLT MAX LITHIUM-ION TOOLS

**12V**  
Max



## 12V MAX 3/8" ANGLE DRILL



- ▶ Fastest angle drill in its class
- ▶ 90° Articulating Head—Rotates and locks into five positions for increased versatility
- ▶ Two LED Lights—Articulates with chuck and effectively illuminates dark work spaces
- ▶ Compact Design—Small enough to reach into tight areas and corners

SPECIFICATIONS	
RATING	12V Max
NO LOAD RPM	0–1,300
MAX. TORQUE (IN.-LBS.)	115
DRIVE	3/8" Keyless Chuck
CHUCK TYPE	Three Jaw
LENGTH	11.5"
WEIGHT (BARE TOOL)	2.4 lbs.

## PS11BN

### INCLUDES

Exact-Fit Insert Tray

## PS11-102



### INCLUDES

Lithium-Ion 2.0 Ah Battery **BAT414**  
Charger **BC330**  
Carrying Bag

See page 88 for batteries/chargers.  
See pages 147–156 for wood drilling accessories.  
See pages 168–187 for screwdriving and metal drilling accessories.

Information about L-Boxx storage solutions is available on pages 136–144.

## 12V MAX TWO-SPEED POCKET DRIVER



- ▶ Compact Design—Shortest head length and shortest height in its class
- ▶ LED Light—Enables use of tool in low light or dark areas
- ▶ Lightest Weight in Class—Great for overhead work
- ▶ 20 + 1 Clutch Settings—For precise torque adjustment
- ▶ Forward/Reverse Button—Equally useful in driving or removing screws

SPECIFICATIONS	
RATING	12V Max
NO LOAD RPM	0–350/0–1,300
MAX. TORQUE (IN.-LBS.)	265
DRIVE	1/4" Hex
CHUCK TYPE	Quick Change
LENGTH	5.6"
WEIGHT (BARE TOOL)	1.4 lbs.

## PS21BN

### INCLUDES

Exact-Fit Insert Tray

## PS21-2A



### INCLUDES

(2) Lithium-Ion 2.0 Ah Batteries **BAT414**  
Charger **BC330**  
(2) 1-1/2 In. Power Drive Bits  
Carrying Bag

See page 88 for batteries/chargers.  
See pages 168–187 for screwdriving accessories.

Information about L-Boxx storage solutions is available on pages 136–144.

## 12V MAX EC BRUSHLESS TWO-SPEED POCKET DRIVER



- ▶ Compact and easy to use
- ▶ EC Brushless motor technology enables longer life, increased efficiency, less maintenance and same power at a lighter weight and compact size
- ▶ 1/4 In. Hex System for quick and easy bit changes
- ▶ Lightest Weight in Class—Great for overhead work
- ▶ Battery fuel gauge indicates remaining battery runtime

SPECIFICATIONS	
RATING	12V Max
NO LOAD RPM	0–400/0–1,300
MAX. TORQUE (IN.-LBS.)	180
DRIVE	1/4" Hex
CHUCK TYPE	Quick Change
LENGTH	5.3"
WEIGHT (BARE TOOL)	1.2 lbs.

## PS22BN

### INCLUDES

Magnetic Bit Holder  
(4) Screwdriver Bits  
Belt Clip Accessory  
4× Bit Holder  
Exact-Fit Insert Tray

## PS22-02



### INCLUDES

(2) Lithium-Ion 2.0 Ah Batteries **BAT414**  
Charger **BC330**  
Magnetic Bit Holder  
(4) Screwdriver Bits  
Belt Clip Accessory  
4× Bit Holder  
Carrying Bag

See page 88 for batteries/chargers.  
See pages 147–156 for wood drilling accessories.  
See pages 168–187 for screwdriving and metal drilling accessories.

Information about L-Boxx storage solutions is available on pages 136–144.

**CORDLESS TOOLS**  
12 VOLT MAX





**12V**  
Max

## 12V MAX FLEXICLICK™ 5-IN-1 DRILL/DRIVER SYSTEM

**NEW**

- ▶ Compact Design—Weighs only 1.8 Lbs. but provides 265 In.-Lbs. of torque
- ▶ FlexiClick™ 5-in-1 Design—Delivers outstanding versatility in a compact, high-quality drill/driver
- ▶ One-Click Interface—Supplies secure, easy fit with included attachments
- ▶ Four high-quality attachments deliver flexibility for the tough jobs

### SPECIFICATIONS

<b>RATING</b>	12V Max
<b>NO LOAD RPM</b>	0–400/0–1,300
<b>MAX. TORQUE (IN.-LBS.)</b>	265
<b>DRIVE</b>	1/4" Hex, 3/8" Chuck
<b>CHUCK TYPE</b>	Quick Change
<b>LENGTH</b>	5.2" (no attachments)
<b>WEIGHT (BARE TOOL)</b>	1.4 lbs. (no attachments)

### GSR12V-140FC

#### INCLUDES

(4) Attachments  
 (2) Lithium-ion 2.0 Ah Batteries **BAT414**  
 Charger **BC330**  
 Carrying Bag

See page 88 for batteries/chargers.  
 See pages 147–156 for wood drilling accessories.  
 See pages 168–187 for screwdriving and metal drilling accessories.

Information about L-Boxx storage solutions is available on pages 136–144.

# 12V MAX FLEXICLICK™ 5-IN-1 DRILL/ DRIVER SYSTEM

GSR12V-140FC

**12V**  
Max**NEW**

### PRO-GRADE ATTACHMENT SYSTEM

The only tool in its class to offer a system of attachments

### ONE-CLICK INTERFACE

Indicator shows if attachment is tightly fixed to the tool

### COMPACT DESIGN

Provides precision in tight spaces

### METAL GEARING

Provides professional quality for one-click interface



### LED LIGHT

Illuminates low light or dark work areas



### ROTATABLE ANGLE ATTACHMENTS

Provide easy handling with right angle and offset angle attachments able to rotate 16 positions without removal from the tool

### VERSATILE RIGHT ANGLE ATTACHMENT

Designed to be used alone or combined with any of three adapters

**CORDLESS TOOLS**  
12 VOLT MAX**BOSCH**  
Invented for life

**12V**  
Max**12V MAX 3/8" DRILL/DRIVER**

- ▶ Compact and easy to use
- ▶ 20 + 1 clutch settings for precise torque adjustment
- ▶ Durable three-jaw keyless chuck system
- ▶ LED light enables use of tool in low light or dark work areas
- ▶ Battery fuel gauge indicates remaining battery runtime

SPECIFICATIONS	
<b>RATING</b>	12V Max
<b>NO LOAD RPM</b>	0–350/0–1,300
<b>MAX. TORQUE (IN.-LBS.)</b>	265
<b>DRIVE</b>	3/8" Keyless Chuck
<b>CHUCK TYPE</b>	Three Jaw
<b>LENGTH</b>	7.0"
<b>WEIGHT (BARE TOOL)</b>	1.8 lbs.

**PS31BN****INCLUDES**

(2) Screwdriver Bits  
Exact-Fit Insert Tray

**PS31-2A****INCLUDES**

(2) Lithium-Ion 2.0 Ah Batteries **BAT414**  
Charger **BC330**  
(2) Screwdriver Bits  
Carrying Bag

See page 88 for batteries/chargers.  
See pages 147–156 for wood drilling accessories.  
See pages 168–187 for screwdriving and metal drilling accessories.

Information about L-Boxx storage solutions is available on pages 136–144.

**12V MAX EC BRUSHLESS 3/8" DRILL/DRIVER**

- ▶ Compact and easy to use
- ▶ EC Brushless motor technology enables longer life, increased efficiency, less maintenance and same power at a lighter weight and compact size
- ▶ 20 + 1 clutch settings for precise torque adjustment
- ▶ Durable three-jaw keyless chuck system
- ▶ LED light enables use of tool in low light or dark work areas
- ▶ Battery fuel gauge indicates remaining battery runtime

SPECIFICATIONS	
<b>RATING</b>	12V Max
<b>NO LOAD RPM</b>	0–400/ 0–1,300
<b>MAX. TORQUE (IN.-LBS.)</b>	180
<b>DRIVE</b>	3/8" Keyless Chuck
<b>CHUCK TYPE</b>	Three Jaw
<b>LENGTH</b>	6.5"
<b>WEIGHT (BARE TOOL)</b>	1.6 lbs.

**PS32BN****INCLUDES**

Magnetic Bit Holder  
(4) Screwdriver Bits  
Belt Clip Accessory  
4× Bit Holder  
Exact-Fit Insert Tray

**PS32-02****INCLUDES**

(2) Lithium-Ion 2.0 Ah Batteries **BAT414**  
Charger **BC330**  
Magnetic Bit Holder  
(4) Screwdriver Bits  
Belt Clip Accessory  
4× Bit Holder  
Carrying Bag

See page 88 for batteries/chargers.  
See pages 168–187 for screwdriving and metal drilling accessories.

Information about L-Boxx storage solutions is available on pages 136–144.

**12V MAX 3/8" HAMMER DRILL/DRIVER**

- ▶ Compact and easy to use
- ▶ Hammer mechanism allows drilling into harder materials (e.g. concrete)
- ▶ LED light enables use of tool in low light or dark work areas
- ▶ Battery fuel gauge indicates remaining battery runtime

SPECIFICATIONS	
<b>RATING</b>	12V Max
<b>NO LOAD RPM</b>	0–380/0–1,300
<b>NO LOAD BPM</b>	0–19,500
<b>MAX. TORQUE (IN.-LBS.)</b>	265
<b>DRIVE</b>	3/8" Keyless Chuck
<b>CHUCK TYPE</b>	Three Jaw
<b>LENGTH</b>	8.0"
<b>WEIGHT (BARE TOOL)</b>	1.9 lbs.

**PS130BN****INCLUDES**

Exact-Fit Insert Tray

**PS130-2A****INCLUDES**

(2) Lithium-Ion 2.0 Ah Batteries **BAT414**  
Charger **BC330**  
(2) Screwdriver Bits  
Carrying Bag

See page 88 for batteries/chargers.  
See pages 147–156 for wood drilling accessories.  
See pages 168–187 for screwdriving and metal drilling accessories.

Information about L-Boxx storage solutions is available on pages 136–144.

**12V**  
Max**12V MAX IMPACT DRIVER**

- ▶ Compact and easy to use
- ▶ Impact mechanism for easy fastening applications
- ▶ 1/4 In. Hex System for quick and easy bit changes
- ▶ LED light enables use of tool in low light or dark work areas
- ▶ Battery fuel gauge indicates remaining battery runtime

**SPECIFICATIONS**

<b>RATING</b>	12V Max
<b>NO LOAD RPM</b>	0–2,600
<b>NO LOAD BPM</b>	0–3,100
<b>MAX. TORQUE (IN.-LBS.)</b>	930
<b>DRIVE</b>	1/4" Hex
<b>CHUCK TYPE</b>	Quick Change
<b>LENGTH</b>	5.4"
<b>WEIGHT (BARE TOOL)</b>	1.8 lbs.

**PS41BN****INCLUDES**

(2) Screwdriver Bits  
Exact-Fit Insert Tray

**PS41-2A****INCLUDES**

(2) Lithium-Ion 2.0 Ah Batteries **BAT414**  
Charger **BC330**  
(2) Screwdriver Bits  
Carrying Bag

See page 88 for batteries/chargers.  
See pages 147–156 for wood drilling accessories.  
See pages 168–187 for screwdriving accessories.

Information about L-Boxx storage solutions is available on pages 136–144.

**12V MAX EC BRUSHLESS IMPACT DRIVER**

- ▶ Compact and easy to use
- ▶ Two-stage power setting
- ▶ EC Brushless motor technology enables longer life, increased efficiency, less maintenance and same power at a lighter weight and size
- ▶ LED light enables use of tool in low light or dark work areas
- ▶ Battery fuel gauge indicates remaining battery runtime

**SPECIFICATIONS**

<b>RATING</b>	12V Max
<b>NO LOAD RPM</b>	0–1,200/0–2,600
<b>NO LOAD BPM</b>	0–2,700/0–3,100
<b>MAX. TORQUE (IN.-LBS.)</b>	975
<b>DRIVE</b>	1/4" Hex
<b>CHUCK TYPE</b>	Quick Change
<b>LENGTH</b>	5.4"
<b>WEIGHT (BARE TOOL)</b>	1.6 lbs.

**PS42BN****INCLUDES**

(2) Screwdriver Bits  
Exact-Fit Insert Tray

**PS42-02****INCLUDES**

(2) Lithium-Ion 2.0 Ah Batteries **BAT414**  
Charger **BC330**  
(2) Screwdriver Bits  
Carrying Bag

See page 88 for batteries/chargers.  
See pages 147–156 for wood drilling accessories.  
See pages 168–187 for screwdriving accessories.

Information about L-Boxx storage solutions is available on pages 136–144.

**12V MAX EC BRUSHLESS IMPACT WRENCH**

- ▶ Compact and easy to use
- ▶ Two-stage power setting
- ▶ EC Brushless motor technology enables longer life, increased efficiency, less maintenance and same power at a lighter weight and size
- ▶ LED light enables use of tool in low light or dark work areas
- ▶ Battery fuel gauge indicates remaining battery runtime

**SPECIFICATIONS**

<b>RATING</b>	12V Max
<b>NO LOAD RPM</b>	0–1,200/0–2,600
<b>NO LOAD BPM</b>	0–2,700/0–3,100
<b>MAX. TORQUE (IN.-LBS.)</b>	1,020
<b>SQUARE DRIVE</b>	3/8" Retaining Ring
<b>LENGTH</b>	5.5"
<b>WEIGHT (BARE TOOL)</b>	1.6 lbs.

**PS82BN****INCLUDES**

Exact-Fit Insert Tray

**PS82-02****INCLUDES**

(2) Lithium-Ion 2.0 Ah Batteries **BAT414**  
Charger **BC330**  
Carrying Bag

See page 88 for batteries/chargers.  
See pages 147–156 for wood drilling accessories.  
See pages 168–187 for screwdriving accessories.

Information about L-Boxx storage solutions is available on pages 136–144.

**CORDLESS TOOLS**  
12 VOLT MAX**BOSCH**  
Invented for life





## CORDLESS TOOLS 12 VOLT MAX



### 12V MAX POCKET RECIPROCATING SAW KIT

#### PS60-102



**12V**  
Max



- ▶ Compact design for easy cutting in tight spaces and corners
- ▶ Fast cutting in wide range of materials
- ▶ LED Light—Provides illumination of the cutting zone
- ▶ Battery fuel gauge indicates remaining battery runtime

#### INCLUDES

Lithium-Ion 2.0 Ah Battery **BAT414**  
Charger **BC330**  
Metal Reciprocating Saw Blade  
Wood Reciprocating Saw Blade  
Carrying Bag

#### SPECIFICATIONS

**RATING** 12V Max

**NO LOAD SPM** 0–3,000

**STROKE LENGTH** 0.57"

**MAXIMUM CAPACITIES: WOOD** 2.5"

**MAXIMUM CAPACITIES: NON-ALLOY STEEL** 5/16"

**LENGTH** 11.0"

**WEIGHT (BARE TOOL)** 2.2 lbs.

See pages 227–231 for reciprocating saw blades.

### 12V MAX POCKET RECIPROCATING SAW\*

#### PS60BN



**12V**  
Max



Same features as PS60-102 above.

#### INCLUDES

Metal Reciprocating Saw Blade  
Wood Reciprocating Saw  
Exact-Fit Insert Tray

\*Battery/charger sold separately

Same specifications as PS60-102 above.

#### SPECIFICATIONS

**WEIGHT (BARE TOOL)** 2.2 lbs.

See page 88 for batteries/chargers.  
See pages 227–231 for reciprocating saw blades.

Information about L-Boxx storage solutions is available on pages 136–144.



**CORDLESS TOOLS**  
12 VOLT MAX

## 12V EC BRUSHLESS STARLOCK® OSCILLATING MULTI-TOOL\*

**GOP12V-28N**

**NEW**



**12V**  
Max



- ▶ Starlock® 3D Tool-Accessory Interface—Best-in-class grip means more torque transfer
- ▶ Unsurpassed Performance-to-Weight Ratio—Powered by an efficient EC Brushless 12V Max motor
- ▶ Ergonomic Design—Weighs less than 2.0 Lbs. with a small grip diameter for user comfort
- ▶ Straightforward On/Off Slide Switch—Offers greater ease of use

### INCLUDES

1-1/4 In. Plunge Blade  
Hex Wrench **2609110831**  
Accessory Box **2609100707**

\*Battery/charger sold separately

### SPECIFICATIONS

<b>RATING</b>	12V Max
<b>NO LOAD OPM</b>	8,000–20,000
<b>OSCILLATING ANGLE L/R</b>	1.4° (2.8° Total)
<b>LENGTH</b>	11.2"
<b>WEIGHT (BARE TOOL)</b>	1.75 lbs.

Note: Utilizes Starlock® accessories only; does not accept StarlockPlus® or StarlockMax® Accessories.

See page 88 for batteries/chargers.  
See pages 242–243 for multi-tool blades.

Information about L-Boxx storage solutions is available on pages 136–144.

## 12V MAX BARREL-GRIP JIG SAW\*

**JS120BN**



**12V**  
Max



- ▶ Ergonomic, Well-Balanced Barrel-Grip Design—With large upfront soft-grip areas for comfortable, low-fatigue accurate work
- ▶ Toolless, Multidirectional Blade Clamp—Firmly grips T-shank blades; hot/broken blades can be ejected
- ▶ One-handed blade insertion and ejection for convenience and ease of use
- ▶ LED Light—Provides illumination of the cutting zone

### INCLUDES

Jig Saw Blade **T144D**  
Anti-Splinter Insert **2601016093**  
No-Mar Plastic Overshoe **1619P07958**  
Bevel Wrench **2609110831**  
Exact-Fit Insert Tray

\*Battery/charger sold separately

### SPECIFICATIONS

<b>RATING</b>	12V Max
<b>STROKE RATE (SPM)</b>	0–2800
<b>STROKE LENGTH</b>	19mm (3/4")
<b>LENGTH</b>	9.4"
<b>WEIGHT (BARE TOOL)</b>	3.0 lbs.

See page 88 for batteries/chargers.  
See pages 253–256 for jig saw blades.

Information about L-Boxx storage solutions is available on pages 136–144.



**BOSCH**  
Invented for life

# 12V MAX EC BRUSHLESS PLANER

GHO12V-08

12V  
Max

NEW

CORDLESS TOOLS  
12 VOLT MAX

## FREE RANGE

Eliminates hassle of running out of cord while planing

## EC BRUSHLESS MOTOR

Provides efficient planing and runtime



## AMBIDEXTROUS LOCK-OFF RELEASE BUTTON

## RATCHED DEPTH KNOB

## 2.2 IN. PLANING WIDTH

Allows planing of most wood door edges

## MACHINED GROOVE

For chamfering (on bottom)

## SWITCHABLE SHAVINGS EJECTION

Directs shavings left or right

## BLADE HOLDER

Inlay for holding a spare planer blade

## SPRING-LOADED STAND

Helps protect blade and tool resting spot (on bottom)

## BATTERY FUEL GAUGE

Indicates remaining battery runtime

## SOLID ERGONOMIC DESIGN

Machined from one aluminum block, designed with a deep balance point for even planing



## 12V MAX EC BRUSHLESS PLANER\*

GHO12V-08N



NEW



- ▶ Free Range—No worry about running out of cord while planing
- ▶ EC Brushless Motor—Provides efficient planing and runtime
- ▶ 2.2 In. Planing Width—Allows planing of most wood door edges
- ▶ Shavings Ejection Control—Directs shavings left or right

## INCLUDES

(2) Reversible Woodrazor Micrograin Carbide Planer Blades **PA1208**  
Shavings Deflector **1607000CJ0**  
Shavings Bag **2605411243**  
Vacuum Hose Adapter **1600A012LX**  
Blade Wrench **1907950003**

\*Battery/charger sold separately

## SPECIFICATIONS

<b>RATING</b>	12V Max
<b>NO LOAD RPM</b>	14,500
<b>PLANING DEPTH</b>	0" to 0.08" (2mm)
<b>PLANING WIDTH</b>	0" to 2.2" (56mm)
<b>LENGTH</b>	10.04"
<b>WEIGHT (BARE TOOL)</b>	3.3 lbs.

See page 88 for batteries/chargers.  
See page 310 for planer blades.



# 12V MAX EC BRUSHLESS PALM EDGE ROUTER

GKF12V-25

12V  
Max

NEW

## BATTERY FUEL GAUGE

Indicates remaining battery runtime

## SLIDE POWER SWITCH

## EC BRUSHLESS MOTOR

Provides efficient power, with a maximum 13,000 rpm and up to 23 Ft. of round-over capacity per battery Ah



## RESTART PROTECTION

Helps prevent accidental startups



## DEPTH ADJUSTMENT LOCK

Helps prevent tampering with depth setting (on bottom)

## COMPACT & ERGONOMIC OFFSET DESIGN

Allows easy handling because most of tool and gripping area is positioned over the workpiece for maximum stability when edge-forming and trimming



## EASY-CHANGE SPINDLE LOCK

Provides easy one-wrench bit changes



## MACRO DEPTH ADJUSTMENT

Release button offers quick macro depth adjustment

## FINGER BARRIERS

Help prevent contact with the bit area

## SELF-RELEASING COLLET CHUCK

For ease of changing 1/4 In. shank bits

## MICROFINE DEPTH WHEEL

Allows 0.04 In. adjustment per dial revolution



CORDLESS TOOLS  
12 VOLT MAX

## 12V MAX EC BRUSHLESS PALM EDGE ROUTER\*

GKF12V-25N

NEW



- Offset motor design for steady edge-forming and trimming
- Compact and handy with great ergonomic design
- EC Brushless Motor—Provides efficient routing and runtime
- Easy macro and micro depth adjustment

### INCLUDES

Bit Change Wrench **2609110438**

\*Battery/charger sold separately

### SPECIFICATIONS

RATING	12V Max
MAX. TOOL HP	0.25
NO LOAD RPM	13,000
COLLET CAPACITY	1/4"
SUB-BASE/ BASE OPENING	1-9/16"
HEIGHT	9.9"
WEIGHT (BARE TOOL)	2.2 lbs.

See page 88 for batteries/chargers.  
See pages 281-297 for router bits.

Information about L-Boxx storage solutions is available on pages 136-144.



**BOSCH**  
Invented for life

# 12V MAX CORDLESS VACUUM CLEANER\*

## VAC120BN

12V  
Max



- ▶ High-performance, lightweight design maximizes effortless and fast jobsite clean up
- ▶ Bosch Microfilter Dust Canister—Integrated paper filter is easy to empty
- ▶ Compact Design—Compact, lightweight design for convenient portability and comfortable use
- ▶ Battery Fuel Gauge—Indicates remaining battery runtime

### INCLUDES

Micro Filter **VF12V**  
Crevice Nozzle **1600A002PP**  
Exact-Fit Insert Tray

\*Battery/charger sold separately

### SPECIFICATIONS

**RATING** 12V Max

**AIR FLOW** 31.5 CFM

**VACUUM SUCTION PRESSURE** 45 millibars

**LENGTH WITH NOZZLE** 15.0"

**HEIGHT** 6.7"

**WEIGHT (BARE TOOL)** 1.6 lbs.

See page 88 for batteries/chargers.  
See below for vacuum filter.

Information about L-Boxx storage solutions is available on pages 136–144.

CORDLESS TOOLS  
12 VOLT MAX

## 12 VOLT MAX VACUUM FILTER

- ▶ Bosch Micro Filter System—Optimal system for filtering fine dust
- ▶ Flat Filter Design—Maximizes canister capacity

ITEM #	DESCRIPTION
VF12V	Fits VAC120 12V Max Cordless Vacuum



## 12 VOLT MAX LITHIUM-ION COMBO KITS

ITEM #	CLPK22-120	CLPK27-120	CLPK241-120
			
<b>DRIVERS</b>	—	PS21	—
<b>DRILL/DRIVER</b>	PS31	—	—
<b>HAMMER DRILL/DRIVER</b>	—	—	PS130
<b>IMPACT DRIVER</b>	PS41	PS41	PS41
<b>BATTERIES/CHARGER</b>	(2) BAT414 12V Max Lithium-ion 2.0 Ah batteries/BC330 charger	(2) BAT414 12V Max Lithium-ion 2.0 Ah batteries/BC330 charger	(2) BAT414 12V Max Lithium-ion 2.0 Ah batteries/BC330 charger
<b>INCLUDES</b>	(2) 1-1/2" (38mm) power drive bits, carrying bag	(2) 1-1/2" (38mm) power drive bits, carrying bag	(2) 1-1/2" (38mm) power drive bits, carrying bag

## 12V MAX LED WORKLIGHT

FL12

12V  
Max

### 10 HIGH-INTENSITY LED LIGHTS

For unrivaled illumination and durability



### ON/OFF SWITCH

With dim function

### 1/4 IN. SCREW THREAD

For tripod compatibility

### NAIL HOOK

For easy hanging

### 6+ HOUR RUNTIME

Provides lighting for long jobs

### 200° ARTICULATION

For easy positioning

### CARABINER CLIP

For hanging on pipes, cables or even clothing

### MAGNET

For easy attachment onto steel surfaces



**CORDLESS TOOLS**  
12 VOLT MAX

## 12V MAX LED WORKLIGHT\*

FL12



- ▶ Mounting Versatility—200° articulation, two powerful magnets, a carabiner clip, 1/4 in. screw thread for standard tripod compatibility and a nail hook
- ▶ Great Runtime—Six hours of runtime with a 12V Max 2.0 Ah battery and 18 hours of runtime with a 6.0 Ah battery
- ▶ Dim Function—Runtime is doubled when the dim function is used

\*Battery/charger sold separately

### SPECIFICATIONS

RATING	12V Max
LUMENS	330
# OF LEDS	10
HEIGHT	2.6"
WEIGHT (BARE TOOL)	0.6 lbs.

See page 88 for batteries/chargers.

## 12V MAX LED WORKLIGHT\*

GLI12V-300N

**NEW**



- ▶ Great Runtime—Six hours of runtime with a 12V Max 2.0 Ah battery and 18 hours of runtime with a 6.0 Ah battery
- ▶ Six Powerful LED Lights—Supply bright light (300 lumens) for dark work areas
- ▶ Flexible Six-Sided Shape—Provides six ways of angling the light as needed
- ▶ Hanging Hook—Allows light to be easily mounted or positioned from above

\*Battery/charger sold separately

### SPECIFICATIONS

RATING	12V Max
LUMENS	300
# OF LEDS	6
HEIGHT	7.2"
WEIGHT (BARE TOOL)	0.4 lbs.

See page 88 for batteries/chargers.



**BOSCH**  
Invented for life



# 12V MAX HEATED JACKET

PSJ120



**BOSCH**

Professional Workwear  
10.8V/12V Max Heated Jacket

## INCLUDES

**BATTERY HOLSTER/CONTROLLER (BHB120)**

\*Battery/charger included

## REFLECTIVE MATERIAL



## THREE HEAT SETTINGS:

High (red), medium (green) and low (blue) for maximum control and comfort

## MEDIA SECURITY/ CHARGING POCKET



## FRONT BATTERY HOLSTER/ CONTROLLER POCKET

Located inside jacket and along waist line to eliminate annoying discomfort in the side or back

## FABRIC

Outer fabric, padding and inner lining are all 100% polyester

## RUGGED OUTER SHELL

For water and wind resistance

## ADJUSTABLE SLEEVES AND WAIST

Provide maximum comfort while working

## FIVE POCKETS

- (2) Hand pockets
- (1) Chest pocket for mobile phone or electronics
- (1) Battery holster/controller pocket
- (1) Deep inside pocket for documents



**THREE HEATING ZONES**



## USB OPTION

For most personal electronics while in jacket pocket

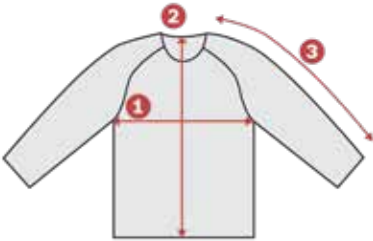
**CORDLESS TOOLS**  
12 VOLT MAX



# 12 VOLT MAX HEATED JACKETS

## AVAILABLE MEN’S SIZES\*

	S	M	L	XL	2XL	3XL
1 CHEST	49" (124 cm)	51" (130 cm)	53" (136 cm)	56" (142 cm)	58" (148 cm)	61" (156 cm)
2 HEIGHT	29" (73.7 cm)	29.1" (74 cm)	30" (76.3 cm)	30.1" (76.6 cm)	31.4" (79.9 cm)	31.6" (80.3 cm)
3 ARM LENGTH	32.4" (82.4 cm)	33" (84 cm)	33.7" (85.6 cm)	34.3" (87.2 cm)	34.9" (88.8 cm)	35.7" (90.8 cm)



ITEM #	DESCRIPTION
MEN'S JACKETS	
PSJ120S-102	12V Max Small Men's Heated Jacket
PSJ120M-102	12V Max Medium Men's Heated Jacket
PSJ120L-102	12V Max Large Men's Heated Jacket
PSJ120XL-102	12V Max XLarge Men's Heated Jacket
PSJ120XXL-102	12V Max 2XLarge Men's Heated Jacket
PSJ1203XL-102	12V Max 3XLarge Men's Heated Jacket

Note: Battery and charger included



**CORDLESS TOOLS**  
12 VOLT MAX



**BOSCH**  
Invented for life

# 12 VOLT MAX LITHIUM-ION BATTERIES AND CHARGER



**CORDESS TOOLS**  
12 VOLT MAX

## BATTERIES

- Cold weather performance



ITEM #	DESCRIPTION	WEIGHT
BAT414	12V Max Lithium-ion battery (2.0 Ah)	0.4 lbs.
GBA12V30	12V Max Lithium-ion battery (3.0 Ah)	0.4 lbs.
BAT420	12V Max Lithium-ion battery (4.0 Ah)	0.8 lbs.
GBA12V60	12V Max Lithium-ion battery (6.0 Ah)	0.8 lbs.

## BATTERY AND CHARGER KIT



ITEM #	DESCRIPTION
SKC120-102	(1) BAT414 12V Max Lithium-ion battery and BC330 charger

## CHARGER



ITEM #	DESCRIPTION
BC330	Standard 12V Max charger
GAX18V-30	18V/12V dual-bay charger with USB port



## ONE CHARGER, TWO BATTERY SIZES

In construction and the trades, ensuring tools and devices are always powered is part of the secret to success. The Bosch GAX18V-30 18V/12V Max Dual Bay Charger quickly charges Bosch 18-volt and 12-volt batteries and provides LED status monitoring. The dual bay charges a fully depleted Bosch 18V 4.0 Ah battery in 85 minutes and a fully depleted Bosch 12V Max 2.0 Ah battery in 45 minutes. The charger also provides a 2.4-amp max USB port to power up cell phones and other mobile devices.

For information regarding 18V batteries and chargers see page 127.



# 12 VOLT MAX LITHIUM-ION BATTERY HOLSTER/CONTROLLER



ITEM #	DESCRIPTION
BHB120*	Extended battery life for most mobile phones and personal electronics with USB compatibility (5V and/or 1-amp output); all-metal belt clip for mobile battery backup
*Battery and charger sold separately	



**CORDLESS TOOLS**  
12 VOLT MAX



# REVOLT

## POWER IN NUMBERS

The Bosch CORE18V isn't just another battery—it's a power tool solution. Thanks to more power, less weight, greater runtime and longer life, Bosch CORE18V stands apart from battery options offered by competitors. And it's backward and forward compatible, so it fits that drill driver from 2007 as well as the connected grinder just added to the fleet. It's the battery platform of choice for professionals who demand performance in a handy, manageable package. Trust us. This really is the best built battery on the planet.




# THE BEST BUILT BATTERY ON THE PLANET\*



## THE MOST POWERFUL BATTERY CELL ON THE PLANET\*

**80% MORE POWER**

Compared to Bosch 6.0 Ah battery cell (BAT622)




## LONGEST RUNTIME ON THE PLANET\*

**50% LONGER RUNTIME\*\***

vs. 5.0 Ah COMPETITION

**20% LONGER RUNTIME\*\***

vs. 6.0 Ah COMPETITION



## LONGEST LIFE BATTERY ON THE PLANET\*

**135% LONGER LIFETIME**

COOLEST RUNNING BATTERY PACK  
vs. No CoolPack Technology



## MOST COMPACT AND LIGHTEST BATTERY ON THE PLANET\*

**35% MORE COMPACT**

**24% LESS WEIGHT**

vs. DEWALT® FLEXVOLT™ 6.0 Ah (DCB606)  
& Milwaukee® 9.0 Ah (48-11-1890)



## MOST COMPATIBLE SYSTEM ON THE PLANET\*

**100%**

**COMPATIBILITY**

WITH ALL BOSCH LITHIUM-ION  
18V CORDLESS TOOLS  
AND CHARGERS



## FASTEST CHARGING ON THE PLANET\*

**8.7 min/ CHARGING Ah\*\* TIME**

Based on published data: Makita® and DEWALT®; Based on independent testing – Intertek 2016: Milwaukee®. Batteries: DEWALT® FLEXVOLT™ 6.0 Ah (DCB606), Milwaukee® 9.0 Ah (48-11-1890), Makita® 6.0 Ah (BL1860B) Chargers: Bosch BC1880 vs. DEWALT® (DCB118), Milwaukee® (48-59-1808), Makita® (DC18RC)



\*Vs. Leading Power Tool Competitors.

\*\*Based on independent testing - Intertek 2016.



**BOSCH**  
Invented for life

# 18 VOLT LITHIUM-ION TOOLS

## 18 VOLT DRILL/DRIVERS

18V



### 18V COMPACT 1/2" DRILL/DRIVER

NEW



- ▶ Compact design, soft-grip handle and two-speed control for drilling and driving applications
- ▶ Keyless ratcheting 1/2 In. (13mm) chuck with Auto-Lock and 20 + 1 clutch settings for precise torque adjustments
- ▶ LED light enables use of tool in low light or dark work areas

SPECIFICATIONS	
RATING	18V
NO LOAD RPM	0-450/0-1,700
MAX. TORQUE (IN.-LBS.)	480
CHUCK CAPACITY	1/2" keyless chuck
CLUTCH SETTINGS	20 + 1
DRIVE	1/2"
CHUCK TYPE	Three Jaw
LENGTH	7.8"
WEIGHT (BARE TOOL)	2.8 lbs.

### GSR18V-190B22

#### INCLUDES

(2) Lithium-Ion 1.5 Ah SlimPack Batteries  
Charger **BC660**  
Double-Ended Bit  
Carrying Bag

See page 127 for batteries/chargers.  
See pages 147-156 for wood drilling accessories.  
See pages 168-187 for screwdriving and metal drilling accessories.



### 18V COMPACT TOUGH 1/2" DRILL/DRIVER



- ▶ Compact design, soft-grip handle and two-speed control for drilling and driving applications
- ▶ Four-pole open-frame motor enables more power in a smaller size
- ▶ Metal ratcheting single sleeve 1/2 In. (13mm) chuck with Auto-Lock and 18 + 1 clutch settings for precise torque adjustments
- ▶ LED light enables use of tool in low light or dark work areas

SPECIFICATIONS	
RATING	18V
NO LOAD RPM	0-500/0-1,900
MAX. TORQUE (IN.-LBS.)	600
CHUCK CAPACITY	1/2" keyless metal chuck
CLUTCH SETTINGS	18 + 1
DRIVE	1/2"
CHUCK TYPE	Three Jaw
LENGTH	7.5"
WEIGHT (BARE TOOL)	2.6 lbs.

### DDS181AB

#### INCLUDES

Double-Ended Bit  
Belt Clip

### DDS181A-01

#### INCLUDES

(2) Lithium-Ion 4.0 Ah FatPack Batteries  
**BAT620**  
Charger **BC660**, Double-Ended Bit,  
Belt Clip, Carrying Bag

### DDS181A-02

#### INCLUDES

(2) Lithium-Ion 2.0 Ah SlimPack Batteries  
**BAT612**  
Charger **BC660**, Double-Ended Bit,  
Belt Clip, Carrying Bag

See page 127 for batteries/chargers.  
See pages 147-156 for wood drilling accessories.  
See pages 168-187 for screwdriving and metal drilling accessories.

Information about L-Boxx storage solutions is available on pages 136-144.



### 18V EC BRUSHLESS COMPACT TOUGH 1/2" DRILL/DRIVER



- ▶ KickBack Control—Limits rotation of tool in a bind situation
- ▶ Compact design, soft-grip handle and two-speed control for drilling and driving applications
- ▶ EC Brushless motor technology enables longer life, increased efficiency, less maintenance and same power at a lighter weight and compact size
- ▶ LED light enables use of tool in low light or dark work areas

SPECIFICATIONS	
RATING	18V
NO LOAD RPM	0-600/0-1,900
MAX. TORQUE (IN.-LBS.)	535
CHUCK CAPACITY	1/2" keyless metal chuck
CLUTCH SETTINGS	20 + 1
DRIVE	1/2"
CHUCK TYPE	Three Jaw
LENGTH	6.8"
WEIGHT (BARE TOOL)	2.5 lbs.

### DDS183B

#### INCLUDES

Magnetic Bit Holder **2610000992**,  
4x Bit Holder, (4) Bits, Belt Clip

### DDS183-01

#### INCLUDES

(2) Lithium-Ion 4.0 Ah FatPack Batteries  
**BAT620**, Charger **BC660**, Magnetic Bit  
Holder **2610000992**, 4x Bit Holder,  
(4) Bits, Belt Clip, Carrying Bag

### DDS183-02

#### INCLUDES

(2) Lithium-Ion 2.0 Ah SlimPack Batteries  
**BAT612**, Charger **BC660**, Magnetic Bit  
Holder **2610000992**, 4x Bit Holder,  
(4) Bits, Belt Clip, Carrying Bag

See page 127 for batteries/chargers.  
See pages 147-156 for wood drilling accessories.  
See pages 168-187 for screwdriving and metal drilling accessories.

Information about L-Boxx storage solutions is available on pages 136-144.



CORDLESS TOOLS  
18 VOLT





# 18V EC BRUSHLESS COMPACT TOUGH 1/2" DRILL/DRIVER

DDS183

18V

## EC BRUSHLESS MOTOR

For up to 2× motor life,  
superior efficiency for longer  
runtime and no maintenance



## MOTOR BRAKE

Delivers immediate  
motor stop for fast  
serial screwdriving

## SOFT GRIP HANDLE

Adds comfort,  
reduces fatigue



## ELECTRONIC MOTOR PROTECTION (EMP)

Protects motor against  
overload and ensures  
longer life



## ELECTRONIC CELL PROTECTION (ECP)

For longer battery life



## BELT CLIP

Allows tool to conveniently  
hang off belt or other  
objects while on the job



## 4× BIT HOLDER

Convenient on-tool bit storage  
for magnetic bit holder

## COMPACT HEAD LENGTH

For better balance  
and control of the tool

## METAL RATCHETING CHUCK

## LED LIGHT

Illuminates low  
light or dark  
work areas



## KICKBACK CONTROL

Limits rotation of tool in  
a bind situation to reduce  
potential injury



## FLEXIBLE POWER SYSTEM

Compatible with all Bosch  
18V Lithium-ion batteries



**CORDLESS TOOLS**  
18 VOLT



**BOSCH**  
Invented for life



## 18 VOLT HAMMER DRILL/DRIVERS

**18V**



### 18V BRUTE TOUGH 1/2" DRILL/DRIVER



- Compact design, soft-grip handle and two-speed control for drilling and driving applications
- Four-pole open-frame motor enables more power in a smaller size
- KickBack Control—Limits rotation of tool in a bind situation
- Metal ratcheting single sleeve 1/2 In. (13mm) chuck with Auto-Lock and 25 + 1 clutch settings for precise torque adjustments

SPECIFICATIONS	
<b>RATING</b>	18V
<b>NO LOAD RPM</b>	0–400/0–1,700
<b>MAX. TORQUE (IN.-LBS.)</b>	710
<b>CHUCK CAPACITY</b>	1/2" keyless metal chuck
<b>CLUTCH SETTINGS</b>	25 + 1
<b>DRIVE</b>	1/2"
<b>CHUCK TYPE</b>	Three Jaw
<b>LENGTH</b>	8.4"
<b>WEIGHT (BARE TOOL)</b>	3.4 lbs.

### DDH181XB

#### INCLUDES

Magnetic Bit Holder **2610000992**  
Bit Tip

### DDH181X-01

#### INCLUDES

(2) Lithium-Ion 4.0 Ah FatPack Batteries **BAT620**  
Charger **BC660**  
Double-Ended Bit  
Magnetic Bit Holder **2610000992**  
Carrying Bag

See page 127 for batteries/chargers.  
See pages 147–156 for wood drilling accessories.  
See pages 168–187 for screwdriving and metal drilling accessories.

Information about L-Boxx storage solutions is available on pages 136–144.

### 18V EC BRUSHLESS BRUTE TOUGH 1/2" DRILL/DRIVER

**NEW**



- EC Brushless motor technology enables longer life, increased efficiency, less maintenance and same power at a lighter weight and size
- Compact design, soft-grip handle and two-speed control for drilling and driving applications
- KickBack Control—Limits rotation of tool in a bind situation
- Metal ratcheting single sleeve 1/2 In. (13mm) chuck with Auto-Lock and 25 + 1 clutch settings for precise torque adjustments

SPECIFICATIONS	
<b>RATING</b>	18V
<b>NO LOAD RPM</b>	0–2,100
<b>MAX. TORQUE (IN.-LBS.)</b>	663
<b>CHUCK CAPACITY</b>	1/2" keyless metal chuck
<b>CLUTCH SETTINGS</b>	25 + 1
<b>DRIVE</b>	1/2"
<b>CHUCK TYPE</b>	Three Jaw
<b>LENGTH</b>	7.8"
<b>WEIGHT (BARE TOOL)</b>	3.8 lbs.

### DDH183B

#### INCLUDES

Auxiliary Handle  
Magnetic Bit Holder **2610000992**  
4× Bit Holder  
(4) Bits  
Belt Clip

### DDH183-01

#### INCLUDES

(2) Lithium-Ion 4.0 Ah FatPack Batteries **BAT620**  
Fast Charger **BC1880**  
Auxiliary Handle  
Magnetic Bit Holder **2610000992**  
4× Bit Holder  
(4) Bits  
Belt Clip  
Carrying Bag

See page 127 for batteries/chargers.  
See pages 147–156 for wood drilling accessories.  
See pages 168–187 for screwdriving and metal drilling accessories.

Information about L-Boxx storage solutions is available on pages 136–144.

# 18V EC BRUSHLESS BRUTE TOUGH 1/2" DRILL/DRIVER

DDH183

**NEW**

**18V**

## EC BRUSHLESS MOTOR

For up to 2× motor life,  
superior efficiency for longer  
runtime and no maintenance



## SINGLE SLEEVE METAL CHUCK DESIGN WITH KEYLESS LOCKING

For increased durability and  
improved retention of bits

## KICKBACK CONTROL

Reduces the hazard of  
sudden tool reactions in  
binding conditions



## SOFT GRIP AND ERGONOMIC HANDLE

Adds comfort,  
reduces fatigue



## LED LIGHT

Illuminates dark work  
areas and indicates  
performance decrease  
or tool shut down



## ELECTRONIC CELL PROTECTION (ECP)

For longer battery life



## ELECTRONIC MOTOR PROTECTION (EMP)

Protects motor against  
overload and ensures  
longer life



## FLEXIBLE POWER SYSTEM

Compatible  
with all  
Bosch 18V  
Lithium-ion  
batteries

## PRECISION CLUTCH

Over-ratcheting control system helps protect against  
screw head damage and bit breakage; also reduces  
gear wear to improve durability for longer life

## BELT CLIP

Allows tool to  
conveniently  
hang off  
belt or other  
objects while  
on the job



**CORDLESS TOOLS**  
18 VOLT



**BOSCH**  
Invented for life





## 18 VOLT HAMMER DRILL/DRIVERS

**18V**



### 18V COMPACT TOUGH 1/2" HAMMER DRILL/ DRIVER



- ▶ Compact design, soft-grip handle and two-speed control for drilling and driving applications
- ▶ Four-pole open-frame motor enables more power in a smaller size
- ▶ Metal ratcheting single sleeve, 1/2 In. (13mm) chuck with Auto-Lock and 18 + 1 clutch settings for precise torque adjustments
- ▶ LED light enables use of tool in low light or dark work areas

#### SPECIFICATIONS

<b>RATING</b>	18V
<b>NO LOAD RPM</b>	0–500/0–1,900
<b>NO LOAD BPM</b>	0–27,000
<b>MAX. TORQUE (IN.-LBS.)</b>	600
<b>CHUCK CAPACITY</b>	1/2" keyless metal chuck
<b>CLUTCH SETTINGS</b>	18 + 1
<b>DRIVE</b>	1/2"
<b>CHUCK TYPE</b>	Three Jaw
<b>LENGTH</b>	7.5"
<b>WEIGHT (BARE TOOL)</b>	2.7 lbs.

### HDS181AB

#### INCLUDES

Screwdriver Bit, Belt Clip

### HDS181A-01



#### INCLUDES

(2) Lithium-Ion 4.0 Ah FatPack Batteries

**BAT620**

Charger **BC660**

Double-Ended Bit

Belt Clip

Carrying Bag

### HDS181A-02



#### INCLUDES

(2) Lithium-Ion 2.0 Ah SlimPack Batteries

**BAT612**

Charger **BC660**

Double-Ended Bit

Belt Clip

Carrying Bag

See page 127 for batteries/chargers.

See pages 7–10 for hammer drill accessories.

See pages 147–156 for wood drilling accessories.

See pages 168–187 for screwdriving and metal drilling accessories.

Information about L-Boxx storage solutions is available on pages 136–144.

### 18V EC BRUSHLESS COMPACT TOUGH 1/2" HAMMER DRILL/ DRIVER



- ▶ KickBack Control—Limits rotation of tool in a bind situation
- ▶ Compact design, soft-grip handle and two-speed control for drilling and driving applications
- ▶ Metal ratcheting single sleeve 1/2 In. (13mm) chuck with Auto-Lock and 20 + 1 clutch settings for precise torque adjustments

#### SPECIFICATIONS

<b>RATING</b>	18V
<b>NO LOAD RPM</b>	0–600/0–1,900
<b>NO LOAD BPM</b>	0–28,500
<b>MAX. TORQUE (IN.-LBS.)</b>	535
<b>CHUCK CAPACITY</b>	1/2" keyless metal chuck
<b>CLUTCH SETTINGS</b>	20 + 1
<b>DRIVE</b>	1/2"
<b>CHUCK TYPE</b>	Three Jaw
<b>LENGTH</b>	7.1"
<b>WEIGHT (BARE TOOL)</b>	2.6 lbs.

### HDS183B

#### INCLUDES

Magnetic Bit Holder **2610000992**, 4× Bit Holder, (4) Bits, Belt Clip

### HDS183-01



#### INCLUDES

(2) Lithium-Ion 4.0 Ah FatPack Batteries

**BAT620**

Charger **BC660**

Magnetic Bit Holder **2610000992**,

4× Bit Holder, (4) Bits, Belt Clip,

Carrying Bag

### HDS183-02



#### INCLUDES

(2) Lithium-Ion 2.0 Ah SlimPack Batteries

**BAT612**, Charger **BC660**, Magnetic Bit

Holder **2610000992**, 4× Bit Holder, (4) Bits,

Belt Clip, Carrying Bag

See page 127 for batteries/chargers.

See pages 7–10 for hammer drill accessories.

See pages 147–156 for wood drilling accessories.

See pages 168–187 for screwdriving and metal drilling accessories.

Information about L-Boxx storage solutions is available on pages 136–144.



**18V**

## 18V BRUTE TOUGH 1/2" HAMMER DRILL/ DRIVER



- ▶ Durable design, soft-grip handle and two-speed control for drilling and driving applications
- ▶ High-torque four-pole open-frame motor enables more power in a smaller size
- ▶ KickBack Control—Limits rotation of tool in a bind situation
- ▶ Metal ratcheting single sleeve 1/2 In. (13mm) chuck with Auto-Lock and 25 + 1 clutch settings for precise torque adjustments

### SPECIFICATIONS

<b>RATING</b>	18V
<b>NO LOAD RPM</b>	0–440/0–1,850
<b>NO LOAD BPM</b>	0–27,750
<b>MAX. TORQUE (IN.-LBS.)</b>	750
<b>CHUCK CAPACITY</b>	1/2" keyless metal chuck
<b>CLUTCH SETTINGS</b>	25 + 1
<b>DRIVE</b>	1/2"
<b>CHUCK TYPE</b>	Three Jaw
<b>LENGTH</b>	8.9"
<b>WEIGHT (BARE TOOL)</b>	3.6 lbs.

### HDH181XB

#### INCLUDES

Magnetic Bit Holder **2610000992**

### HDH181X-01

#### INCLUDES

(2) Lithium-Ion 4.0 Ah FatPack Batteries **BAT620**

Charger **BC660**

Double-Ended Bit

Magnetic Bit Holder **2610000992**

Carrying Bag

See page 127 for batteries/chargers.

See pages 7–10 for hammer drill accessories.

See pages 147–156 for wood drilling accessories.

See pages 168–187 for screwdriving and metal drilling accessories.

Information about L-Boxx storage solutions is available on pages 136–144.

## 18V EC BRUSHLESS BRUTE TOUGH 1/2" HAMMER DRILL/ DRIVER

**NEW**


- ▶ EC Brushless motor technology enables longer life, increased efficiency, less maintenance and same power at a lighter weight and size
- ▶ Durable design, soft-grip handle and two-speed control for drilling and driving applications
- ▶ KickBack Control—Limits rotation of tool in a bind situation

### SPECIFICATIONS

<b>RATING</b>	18V
<b>NO LOAD RPM</b>	0–2,100
<b>NO LOAD BPM</b>	0–31,500
<b>MAX. TORQUE (IN.-LBS.)</b>	663
<b>CHUCK CAPACITY</b>	1/2" keyless metal chuck
<b>CLUTCH SETTINGS</b>	25 + 1
<b>DRIVE</b>	1/2"
<b>CHUCK TYPE</b>	Three Jaw
<b>LENGTH</b>	8.0"
<b>WEIGHT (BARE TOOL)</b>	3.9 lbs.

### HDH183B

#### INCLUDES

Auxiliary Handle, Magnetic Bit Holder **2610000992**, 4× Bit Holder, (4) Bits, Belt Clip

### HDH183-01

#### INCLUDES

(2) Lithium-Ion 4.0 Ah FatPack Batteries **BAT620**, Fast Charger **BC1880**, Auxiliary Handle, Magnetic Bit Holder **2610000992**, 4× Bit Holder, (4) Bits, Belt Clip, Carrying Bag

### HDH183-B24 CORE18V™

#### INCLUDES

(2) Lithium-Ion **CORE18V 6.3 Ah Batteries GBA18V63**, Fast Charger **BC1880**, Auxiliary Handle, Magnetic Bit Holder **2610000992**, Impact Tough™ Screwdriver Bits with Custom Case Clip, Belt Clip, Carrying Bag


See page 127 for batteries/chargers.

See pages 7–10 for hammer drill accessories.

See pages 147–156 for wood drilling accessories.

See pages 168–187 for screwdriving and metal drilling accessories.

Information about L-Boxx storage solutions is available on pages 136–144.



**CORDLESS TOOLS**  
18 VOLT



**BOSCH**  
Invented for life

# 18 VOLT IMPACT WRENCH AND DRIVER

18V



## 18V 1/4" HEX IMPACT DRIVER

NEW



- ▶ Compact Impactor design for increased maneuverability in tight spaces and extended comfort
- ▶ Bosch hammer and anvil system for maximum impact wrench endurance and performance for small/medium duty fastening applications
- ▶ LED light enables use of tool in low light or dark work areas

SPECIFICATIONS	
RATING	18V
NO LOAD RPM	0–2,800
NO LOAD IPM	0–3,600
MAX. TORQUE (IN.-LBS.)	1,400
CHUCK CAPACITY	1/4" hex
CHUCK TYPE	Quick Change
LENGTH	5.9"
WEIGHT (BARE TOOL)	2.3 lbs.

### GDR18V-1400

See page 127 for batteries/chargers.  
See pages 168–187 for screwdriving accessories.

See page 122 for the GXL18V-26B22 combo kit.

## 18V 1/4" AND 1/2" TWO-IN-ONE BIT/SOCKET IMPACT DRIVER

NEW



- ▶ Superior ergonomics and all-in-one impact driver and impact wrench with a 1/4 In. quick-change hex and 1/2 In. square drive chuck for sockets
- ▶ Bosch hammer and anvil system for maximum impact wrench endurance and performance for small/medium duty fastening applications
- ▶ LED light enables use of tool in low light or dark work areas

SPECIFICATIONS	
RATING	18V
NO LOAD RPM	0–2,800
NO LOAD IPM	0–3,600
MAX. TORQUE (IN.-LBS.)	1,600
CHUCK CAPACITY	1/4" hex and 1/2" square drive
LENGTH	6.7"
WEIGHT (BARE TOOL)	2.4 lbs.

### GDX18V-1600N

INCLUDES  
Belt Clip

## 18V EC BRUSHLESS 1/4" AND 1/2" TWO-IN-ONE BIT/SOCKET IMPACT DRIVER



- ▶ Superior ergonomics and all-in-one impact driver and impact wrench with a 1/4 In. quick-change hex and 1/2 In. square drive chuck for sockets
- ▶ Performance Control System enables selection between three speed and torque settings to maximize power or minimize fastener damage
- ▶ Bosch hammer and anvil system for maximum driving impact endurance and performance for small/medium duty fastening applications

SPECIFICATIONS	
RATING	18V
NO LOAD RPM	0–2,800/2,300/1,300
NO LOAD IPM	0–3,200/2,600/1,100
MAX TORQUE (IN.-LBS.)	1,650/900/400
CHUCK CAPACITY	1/4" hex and 1/2" square drive
CHUCK TYPE	Quick Change
LENGTH	6.2"
WEIGHT (BARE TOOL)	2.4 lbs.

### IDH182B

INCLUDES  
Belt Clip

#### IDH182-01

INCLUDES  
(2) Lithium-Ion 4.0 Ah FatPack Batteries  
BAT620, Charger BC660, Double-Ended Bit, Belt Clip, Carrying Bag

#### IDH182-02

INCLUDES  
(2) Lithium-Ion 2.0 Ah SlimPack Batteries  
BAT612, Charger BC660, Double-Ended Bit, Belt Clip, Carrying Bag

#### IDH182-B24 CORE18V™

INCLUDES  
(2) CORE18V  
Lithium-Ion 6.3 Ah  
Batteries GBA18V63  
Fast Charger BC1880, Impact Tough™  
Screwdriver Bits with Custom Case Clip,  
Belt Clip, Carrying Bag

See page 127 for batteries/chargers.  
See pages 168–187 for screwdriving accessories.

Information about L-Boxx storage solutions is available on pages 136–144.

# 18V EC BRUSHLESS TWO-IN-ONE BIT/SOCKET IMPACT DRIVER

IDH182

18V



## TWO-IN-ONE

Bit/socket impact driver and impact wrench with a 1/4 In. quick-change hex and 1/2 In. square drive chuck for sockets



## THREE-LED DESIGN

Provides maximum illumination of work area without shadows

## VARIABLE-SPEED TRIGGER



## THREE-SPEED PERFORMANCE CONTROL SYSTEM WITH LED LIGHT ON/OFF SWITCH

## FLEXIBLE POWER SYSTEM

Compatible with all Bosch 18V Lithium-ion batteries

## EC BRUSHLESS MOTOR

For up to 2× motor life, superior efficiency for longer runtime and no maintenance



## NON-SLIP HOUSING

Grips smooth surfaces

## SOFT SLIM-GRIP HANDLE

Offers smallest diameter with soft grip for best-in-class ergonomics



## BIT HOLDER

Securely holds driving bits

## BELT CLIP

Allows tool to conveniently hang off belt or other objects while on the job



**CORDLESS TOOLS**  
18 VOLT



**BOSCH**

Invented for life

# 18 VOLT IMPACT WRENCHES

18V



CORDLESS TOOLS  
18 VOLT

## 18V 3/8" IMPACT WRENCH



- ▶ Compact Impactor design for increased maneuverability in tight spaces and extended comfort
- ▶ Bosch hammer and anvil system for maximum impact wrench endurance and performance for small-duty fastening applications
- ▶ LED light enables use of tool in low light or dark work areas

SPECIFICATIONS	
RATING	18V
NO LOAD RPM	0–2,800
NO LOAD IPM	0–3,200
MAX. TORQUE (IN.-LBS.)	1,600
SQUARE DRIVE	3/8" ball detent
LENGTH	6.0"
WEIGHT (BARE TOOL)	3.6 lbs.

### IWH181B

INCLUDES  
Belt Clip



**IWH181-01**  
INCLUDES  
(2) Lithium-Ion 4.0 Ah FatPack Batteries  
BAT620  
Charger BC660  
Belt Clip  
Carrying Bag

See page 127 for batteries/chargers.  
See pages 168–187 for screwdriving accessories.

Information about L-Boxx storage solutions is available on pages 136–144.

## 18V EC BRUSHLESS 1/2" IMPACT WRENCH WITH BALL DETENT



- ▶ Ball Detent System enables toolless socket installation with secure socket retention
- ▶ EC Brushless motor technology enables longer life, increased efficiency, less maintenance and same power at a lighter weight and size
- ▶ Performance Control System enables selection between three speed and torque settings to maximize power or minimize fastener damage

SPECIFICATIONS	
RATING	18V
NO LOAD RPM	0–2,800/0–2,000/ 0–1,300
NO LOAD IPM	0–3,200/0–2,600/ 0–1,100
MAX. TORQUE (IN.-LBS.)	1,650
SQUARE DRIVE	1/2" square
LENGTH	5.8"
WEIGHT (BARE TOOL)	2.2 lbs.

### IWBH182B

INCLUDES  
Belt Clip



**IWBH182-01**  
INCLUDES  
(2) Lithium-Ion 4.0 Ah FatPack Batteries  
BAT620  
Charger BC660  
Belt Clip  
Carrying Bag

See page 127 for batteries/chargers.  
See pages 168–187 for screwdriving accessories.

Information about L-Boxx storage solutions is available on pages 136–144.

## 18V EC BRUSHLESS 1/2" SQUARE DRIVE IMPACT WRENCH WITH BALL DETENT



- ▶ Ball Detent System enables toolless socket installation with secure socket retention
- ▶ EC Brushless motor technology enables longer life, increased efficiency, less maintenance and same power at a lighter weight and size
- ▶ Advanced electronics help prevent overheating and overloading for extended life and runtime
- ▶ LED light enables use of tool in low light or dark work areas

SPECIFICATIONS	
RATING	18V
NO LOAD RPM	0–2,400
NO LOAD IPM	0–3,500
MAX. TORQUE (FT.-LBS.)	184
SQUARE DRIVE	1/2" ball detent
LENGTH	6.4"
WEIGHT (BARE TOOL)	2.6 lbs.

### IWMH182B

INCLUDES  
Belt Clip



**IWMH182-01**  
INCLUDES  
(2) Lithium-Ion 4.0 Ah FatPack Batteries  
BAT620  
Charger BC660  
Belt Clip  
Carrying Bag

See page 127 for batteries/chargers.  
See pages 7–10 for hammer drill accessories.  
See pages 147–156 for wood drilling accessories.  
See pages 168–187 for screwdriving and metal drilling accessories.

Information about L-Boxx storage solutions is available on pages 136–144.



# 18V EC BRUSHLESS 1/2" SQUARE DRIVE IMPACT WRENCH WITH BALL DETENT

IWMH182

18V



**CORDLESS TOOLS**  
18 VOLT

## 1/2 IN. BALL DETENT DRIVE WITH QUICK ATTACH

Provides fast, easy  
socket attachment

## INDUSTRY-LEADING HAMMER AND ANVIL SYSTEM

Delivers maximum impact endurance and increases performance

## EXCLUSIVE THREE LED DESIGN

Provides maximum  
illumination of  
work area without  
shadows



## 250NM (185 FT.-LBS.)

Provides consistent  
performance levels in  
forward and reverse  
direction

## SUPERIOR ERGONOMICS

Provides smallest  
grip diameter  
for best-in-class  
ergonomics



## ADVANCED ELECTRONICS

Helps prevent  
overheating and  
overloading for  
extended tool  
life and runtime

## EC BRUSHLESS MOTOR

For up to 2× motor life,  
superior efficiency for  
longer runtime and no  
maintenance



## BELT CLIP

Allows tool to  
conveniently  
hang off belt or  
other objects  
while on the job



## FLEXIBLE POWER SYSTEM

Compatible  
with all Bosch  
18V Lithium-ion  
batteries



**BOSCH**  
Invented for life

# 18 VOLT IMPACT WRENCHES

18V



## 18V HIGH-TORQUE IMPACT WRENCH WITH FRICTION RING



- ▶ Metal front housing with Friction Ring System for quick and easy toolless socket installation
- ▶ Max torque for fast tightening/removing of heavy-duty fasteners (lag screws, concrete anchors, lug nuts)
- ▶ Heavy-duty, all-metal impact hammer and anvil system made to hold up in tough environments

## 18V HIGH-TORQUE IMPACT WRENCH WITH PIN DETENT



- ▶ Metal front housing with Pin Detent System enables toolless socket installation with secure socket retention
- ▶ Max torque for fast tightening/removing of heavy-duty fasteners (lag screws, concrete anchors, lug nuts)
- ▶ Heavy-duty, all-metal impact hammer and anvil system made to hold up in tough environments

## 18V HIGH-TORQUE IMPACT WRENCH WITH 7/16" HEX



- ▶ Metal front housing with Hex System for quick and easy toolless socket installation
- ▶ Max torque for fast tightening/removing of heavy-duty fasteners (lag screws, concrete anchors, lug nuts)
- ▶ Heavy-duty, all-metal impact hammer and anvil system made to hold up in tough environments

SPECIFICATIONS	
RATING	18V
NO LOAD RPM	0–1,900
NO LOAD BPM	0–2,100
MAX. TORQUE (FT.-LBS.)	500
SQUARE DRIVE	1/2" friction ring
LENGTH	10.0"
WEIGHT (BARE TOOL)	5.2 lbs.

SPECIFICATIONS	
RATING	18V
NO LOAD RPM	0–1,900
NO LOAD BPM	0–2,100
MAX. TORQUE (FT.-LBS.)	500
SQUARE DRIVE	1/2" pin detent
LENGTH	10.0"
WEIGHT (BARE TOOL)	5.2 lbs.

SPECIFICATIONS	
RATING	18V
NO LOAD RPM	0–1,900
NO LOAD BPM	0–2,100
MAX. TORQUE (FT.-LBS.)	500
CHUCK TYPE	7/16" quick-change anvil
LENGTH	10.75"
WEIGHT (BARE TOOL)	5.2 lbs.

## IWHT180B

### IWHT180-01



#### INCLUDES

(2) Lithium-Ion 4.0 Ah FatPack Batteries  
BAT620  
Charger BC660  
Carrying Case

See page 127 for batteries/chargers.  
See page 173 for Impact Tough™ sockets.

Information about L-Boxx storage solutions is available on pages 136–144.

## HTH181B

### HTH181-01



#### INCLUDES

(2) Lithium-Ion 4.0 Ah FatPack Batteries  
BAT620  
Charger BC660  
Carrying Case

See page 127 for batteries/chargers.  
See page 173 for Impact Tough™ sockets.

Information about L-Boxx storage solutions is available on pages 136–144.

## HTH182B

### HTH182-01



#### INCLUDES

(2) Lithium-Ion 4.0 Ah FatPack Batteries  
BAT620  
Charger BC660  
Carrying Case

See page 127 for batteries/chargers.  
See pages 152–154 for auger and self-feed bits.

Information about L-Boxx storage solutions is available on pages 136–144.

**18V**

## 18V 1/2" RIGHT ANGLE DRILL



- ▶ Compact head length for tight space drilling and driving
- ▶ Ratcheting single sleeve 1/2 In. (13mm) chuck with Auto-Lock for one-handed bit changes
- ▶ Extended position trigger for easy and convenient operation in multiple applications
- ▶ Metal gear box with soft grip enables durable profile while protecting delicate surfaces

### SPECIFICATIONS

<b>RATING</b>	18V
<b>NO LOAD RPM</b>	0–1,150
<b>MAX TORQUE (IN.-LBS.)</b>	160
<b>CHUCK CAPACITY</b>	1/2" keyless
<b>CHUCK TYPE</b>	Three Jaw
<b>LENGTH</b>	13.0"
<b>WEIGHT (BARE TOOL)</b>	3.6 lbs.

### ADS181B

#### ADS181-102



##### INCLUDES

Lithium-Ion 2.0 Ah SlimPack Battery

##### BAT612

Charger BC660

Carrying Bag

See page 127 for batteries/chargers.

See pages 147–156 for wood drilling accessories.

See pages 168–187 for screwdriving and metal drilling accessories.

Information about L-Boxx storage solutions is available on pages 136–144.



**CORDLESS TOOLS**  
18 VOLT



**BOSCH**  
Invented for life

# 18V 3/4" SDS-plus® ROTARY HAMMER

GBH18V-20

**NEW**

**18V**



**CORDLESS TOOLS**  
18 VOLT

## MECHANICAL SAFETY CLUTCH

Disengages torque transmission if bit gets into a bind situation

## MULTI-FUNCTION SELECTOR

Three-modes of operation: rotary hammer, rotation only and hammer only

## STRONG 18V MOTOR

Produces 1.3 Ft.-Lbs. of impact energy for standard applications

## LED WORKLIGHT

Provides illumination for dark work areas



## FLEXIBLE POWER SYSTEM

Compatible with all Bosch 18V Lithium-ion batteries

## VARIABLE SPEED

Allows flexibility with forward/reverse functions



## ERGONOMIC DESIGN

Provides great user comfort, with a soft-grip handle







**CORDLESS TOOLS**  
18 VOLT

## 18V 3/4" SDS-plus® ROTARY HAMMER KIT

**GBH18V-20K21**

**18V**



**NEW**



- ▶ Powerful, Compact Cordless Rotary Hammer—Features drilling performance in a lighter tool, to allow great productivity and efficiency
- ▶ Multi-Function Selector—Three modes of operation: rotary hammer, rotation only and hammer only
- ▶ Ergonomic Design—Provides great user comfort, with a soft-grip handle
- ▶ Electronic Cell Protection—Helps protect battery from overload

### INCLUDES

(2) 18V Lithium-Ion 4.0 Ah FatPack Batteries **BAT620**  
Fast Charger **BC1880**  
Auxiliary Handle **160202508X**  
Depth Gauge **1613001009**  
Carrying Case

### SPECIFICATIONS

<b>RATING</b>	18V
<b>NO LOAD RPM</b>	0–1,800
<b>NO LOAD BPM</b>	0–4,500
<b>IMPACT ENERGY (FT.-LBS.)</b>	1.3 EPTA
<b>MAXIMUM CAPACITIES: CONCRETE</b>	3/4"
<b>MAXIMUM CAPACITIES: STEEL</b>	1/2"
<b>LENGTH</b>	12.8"
<b>WEIGHT (BARE TOOL)</b>	5.7 lbs.

See page 127 for batteries/chargers.  
See pages 16–23 for SDS-plus® rotary hammer bits and chisels.

Dust collection attachments are available on pages 15, 23, 109, 320 and 324.

Information about L-Boxx storage solutions is available on pages 136–144.

## 18V 3/4" SDS-plus® ROTARY HAMMER\*

**GBH18V-20N**

**18V**



**NEW**



Same features as GBH18V-20K21 above.

### INCLUDES

Auxiliary Handle **160202508X**  
Depth Gauge **1613001009**

\*Battery/charger sold separately

Same specifications as GBH18V-20K21 above.

See page 127 for batteries/chargers.  
See pages 16–23 for SDS-plus® rotary hammer bits and chisels.

Dust collection attachments are available on pages 15, 23, 109, 320 and 324.



**BOSCH**  
Invented for life

# 18V EC BRUSHLESS 1" SDS-PLUS® BULLDOG™ ROTARY HAMMER

GBH18V-26

18V



CORDLESS TOOLS  
18 VOLT

## MORE POWER

Powerful 1.9 Ft.-Lbs. of torque with tool weight of only 6.3 Lbs.

## EC BRUSHLESS MOTOR

Offers 2× motor life and less maintenance at lighter weight and size



## KICKBACK CONTROL

Reduces hazard of sudden tool reaction in binding conditions



## LED WORKLIGHT

Illuminates dark work areas



## ELECTRONIC PRECISION CONTROL

70% power soft start ensures no walking or skating

## ERGONOMIC DESIGN

L-shape design for better horizontal power transmission



## VIBRATION CONTROL

For greater user safety, comfort and ease of use



## FLEXIBLE POWER SYSTEM

Compatible with all Bosch 18V Lithium-ion batteries



## DUST COLLECTION ATTACHMENT (NOT SHOWN)

Ensures seamless, easy-to-access on-tool dust extraction using attachment terminals (see pages 108–109)

## 18V EC BRUSHLESS 1" SDS-plus® BULLDOG™ ROTARY HAMMER KIT

GBH18V-26K24GDE

18V



NEW

BULLDOG™

CORE18V™

PRO-GUARD™  
PERFORMANCE • COMPLIANCE • SAFETY



- ▶ EC Brushless motor technology enables longer life, increased efficiency, less maintenance and same power at a lighter weight and size
- ▶ KickBack Control—Limits rotation of tool in a bind situation
- ▶ Multi-function selector offers three modes of operation: rotary hammer, hammer only and rotation only
- ▶ In chisel mode, Vario-Lock rotates and locks chisel into 12 different positions to optimize working angle

## INCLUDES

(2) CORE18V Lithium-Ion 6.3 Ah Batteries  
GBA18V63  
SDS-plus® Dust Collection Attachment  
GDE18V-16  
Fast Charger BC1880  
Auxiliary Handle 160202508X  
Depth Gauge 1613001009  
Carrying Case 16054381CP

## SPECIFICATIONS

RATING	18V
NO LOAD RPM	890
NO LOAD BPM	0–4,350
IMPACT ENERGY (FT.-LBS.)	1.9 EPTA
MAXIMUM CAPACITIES: CONCRETE	1"
MAXIMUM CAPACITIES: STEEL	1/2"
MAXIMUM CAPACITIES: WOOD	1-1/8"
LENGTH	13.7"
WEIGHT (BARE TOOL)	6.3 lbs.

See page 127 for batteries/chargers.  
See pages 16–23 for SDS-plus® rotary hammer bits and chisels.

Dust collection attachments are available on pages 15, 23, 109, 320 and 324.



**CORDLESS TOOLS**  
18 VOLT

## 18V EC BRUSHLESS 1" SDS-plus® BULLDOG™ ROTARY HAMMER KIT GBH18V-26K24

**NEW**



**BULLDOG™ CORE18V™**

- EC Brushless motor technology enables longer life, increased efficiency, less maintenance and same power at a lighter weight and size
- KickBack Control—Limits rotation of tool in a bind situation
- Multi-function selector offers three modes of operation: rotary hammer, hammer only and rotation only
- In chisel mode, Vario-Lock rotates and locks chisel into 12 different positions to optimize working angle

**Same specifications as  
GBH18V-26K24GDE on page 106.**

**See page 127 for batteries/chargers.  
See pages 16–23 for SDS-plus® rotary  
hammer bits and chisels.**

**Dust collection attachments are available  
on pages 15, 23, 109, 320 and 324.**

**INCLUDES**  
(2) CORE18V Lithium-Ion 6.3 Ah Batteries  
**GBA18V63**  
Fast Charger **BC1880**  
Auxiliary Handle **160202508X**  
Depth Gauge **1613001009**  
Carrying Case **16054381CN**

## 18V EC BRUSHLESS 1" SDS-plus® BULLDOG™ ROTARY HAMMER\* GBH18V-26

**NEW**



**BULLDOG™ CORE18V™**

**Same features as GBH18V-26K24GDE on  
page 106.**

**Same specifications as GBH18V-26K24GDE  
on page 106.**

**INCLUDES**  
Auxiliary Handle **160202508X**  
Depth Gauge **1613001009**

**See page 127 for batteries/chargers.  
See pages 16–23 for SDS-plus® rotary  
hammer bits and chisels.**

\*Battery/charger sold separately

**Dust collection attachments are available  
on pages 15, 23, 109, 320 and 324.**



**BOSCH**  
Invented for life



# SDS-plus® DUST COLLECTION ATTACHMENT

18V

GDE18V-16

NEW



CORDLESS TOOLS  
18 VOLT

## DRILL BIT ADJUSTMENT

Positions Dust Eye depending on drill bit length, up to 6-1/2 In.

## BOSCH PRO+GUARD™

Provides dust-protection solutions to help users move toward compliance with the OSHA silica dust regulation



### DUST EYE

Supplies a target for easier drilling with attachment

### INSPECTION WINDOW

Transparent window to check actual dust level

### ALUMINUM GUIDE RAIL

Furnishes a maximum drilling depth of up to 3.93 In.

### AUTO-POWER ON

Delivers power to attachment when the user pulls the hammer trigger



### TOOL BATTERY POWER INTEGRATION

Connects to the terminals on the front of the tool, allowing use of hammer battery

### HEPA FILTER

Captures 99.97% of particles 0.3 microns and larger



### REMOVABLE DUST CONTAINER

Provides dust capacity for over 40 holes a 1/4 In. bit drilling 6 In. of concrete



The Bosch GDE18V-16 dust collector for the GBH18V-26 cordless rotary hammer is a self-contained unit with HEPA filter that allows users to move toward OSHA compliance with maximum mobility on the jobsite. The tool's battery drives the attachment and provides vacuum suction automatically when drilling. Power-off features a two-second delay after trigger release. The added suction along with Dust Eye, a proprietary vacuum cap, ensures maximum dust collection. The hammer and collector are part of the Bosch PRO+GUARD™ dust-protection system.





**CORDLESS TOOLS**  
18 VOLT

## SDS-plus® DUST COLLECTION ATTACHMENT

**GDE18V-16**

**NEW**



**18V**



- ▶ Attaches to GBH18V-26 Rotary Hammer—Provides a self-contained dust solution for maximum mobility
- ▶ Auto Power-On Feature—Delivers power to attachment when the user pulls the hammer trigger
- ▶ Two-Second Power-Off Delay—Delays the auto-power-off to collect remaining dust
- ▶ HEPA Filter—Captures 99.97% of particles 0.3 microns and larger

### INCLUDES

Dust Eye Brushes **1600A00D2R**  
Dust Container  
HEPA Filter

### SPECIFICATIONS

<b>MAXIMUM BIT DIAMETER</b>	5/8"
<b>MAXIMUM DRILL DEPTH</b>	3.9
<b>INLET DIAMETER</b>	.62"
<b>THREADED INLET</b>	No
<b>WET OR DRY APPLICATION</b>	Dry
<b>AUTOMATIC ON/OFF</b>	Yes
<b>OSHA COMPLIANT</b>	Yes
<b>HEPA FILTER</b>	Yes
<b>TOOL COMPATIBILITY</b>	GBH18V-26
<b>HEIGHT</b>	6.0"
<b>LENGTH</b>	14.4"
<b>WEIGHT</b>	2.6 lbs.



## HEPA FILTER

ITEM #	DESCRIPTION
DF18V-16	HEPA filter for GDE18V-16 SDS-plus® dust collection attachment



**BOSCH**  
Invented for life

## 18V 6-1/2" CIRCULAR SAW KIT WITH CORE18V BATTERY

**CCS180-B14**

**NEW**



**18V**



**CORE18V™**



- ▶ Ergonomic Handle—Angled for ease in pushing the saw forward
- ▶ Easy-to-read depth gauge
- ▶ 50° bevel for wider range of applications
- ▶ Revised design accepts CORE18V batteries

### INCLUDES

CORE18V Lithium-Ion 6.3 Ah Battery  
GBA18V63  
Fast Charger **BC1880**  
6-1/2 In. 18-Tooth Carbide Circular  
Saw Blade  
Hex Wrench **2610937464**  
Carrying Bag

### SPECIFICATIONS

<b>RATING</b>	18V
<b>NO LOAD RPM</b>	3,900
<b>BLADE DIAMETER</b>	6-1/2"
<b>ARBOR SIZE</b>	5/8"
<b>MAX. BEVEL</b>	50°
<b>DEPTH OF CUT AT 50°</b>	1-1/2"
<b>DEPTH OF CUT AT 45°</b>	1-9/16"
<b>DEPTH OF CUT AT 0°</b>	2"
<b>LENGTH</b>	12.5"
<b>WEIGHT (BARE TOOL)</b>	6.7 lbs.

See page 127 for batteries/chargers.  
See pages 220–223 for circular saw  
blades.

Information about L-Boxx storage  
solutions is available on pages 136–144.

## 18V 6-1/2" CIRCULAR SAW\*

**CCS180B**



**18V**



Same features as CCS180-B14 above.

### INCLUDES

Hex Key **2610937464**  
6-1/2 In. 18-Tooth Carbide Blade

\*Battery/charger sold separately

Same specifications as CCS180-B14  
above.

See page 127 for batteries/chargers.  
See pages 220–223 for circular saw  
blades.

Information about L-Boxx storage  
solutions is available on pages 136–144.

## 18V COMPACT RECIPROCATING SAW KIT

**GSA18V-083B11**

**NEW**



**18V**



- ▶ Lightweight and Compact Design—Light, 4.4 pound weight and short 15-3/4 In. length for easy work overhead and in very tight spaces
- ▶ Optimized 0.83 In. Stroke—Efficiently cuts both wood and metal
- ▶ LED Light—Provides helpful illumination of the cutting zone
- ▶ Toolless Blade Change System—For fast and effortless blade installation and removal

### INCLUDES

Lithium-Ion 4.0 Ah FatPack Battery **BAT620**  
Fast Charger **BC1880**  
(2) 6 In. Bi-Metal Reciprocating Saw Blades  
Carrying Bag

### SPECIFICATIONS

<b>RATING</b>	18V
<b>NO LOAD SPM</b>	0–3,050
<b>STROKE LENGTH</b>	0.83"
<b>LENGTH</b>	15-3/4"
<b>WEIGHT (BARE TOOL)</b>	4.4 lbs.

See page 127 for batteries/chargers.  
See pages 227–231 for reciprocating saw  
blades.

18V COMPACT RECIPROCATING SAW\*

GSA18V-083B



Same features as GSA18V-083B11 on page 110.

**INCLUDES**  
(2) 6 In. Bi-Metal Reciprocating Saw Blades

Same specifications as GSA18V-083B11 on page 110.

See page 127 for batteries/chargers.  
See pages 227–231 for reciprocating saw blades.

18V 1-1/8" D-HANDLE RECIPROCATING SAW KIT WITH CORE18V BATTERY

CRS180-B14

**NEW**



- D-Handle Design—Allows the user to hold the tool in a comfortable and natural position
- Lockjaw Blade Change System for fast and easy, one-handed blade change
- Two-speed selector to adjust speed to the application
- Variable-speed trigger enables easy cutting into material without kickbacks

**INCLUDES**  
CORE18V Lithium-Ion 6.3 Ah Battery  
**GBA18V63**  
Fast Charger **BC1880**  
(2) Bi-Metal Reciprocating Saw Blades  
Carrying Bag



SPECIFICATIONS	
RATING	18V
NO LOAD SPM	0–2,400/0–2,700
STROKE LENGTH	1-1/8"
LENGTH	17.7"
WEIGHT (BARE TOOL)	6.35 lbs.

See page 127 for batteries/chargers.  
See pages 227–231 for reciprocating saw blades.

18V 1-1/8" D-HANDLE RECIPROCATING SAW\*

CRS180B



Same features as CRS180-B14 above.

**INCLUDES**  
(2) Bi-Metal Reciprocating Saw Blades  
\*Battery/charger sold separately

Same specifications as CRS180-B14 above.

See page 127 for batteries/chargers.  
See pages 227–231 for reciprocating saw blades.

**CORDLESS TOOLS**  
18 VOLT



**BOSCH**  
Invented for life

# 18V EC BRUSHLESS 1-1/4"-STROKE MULTI-GRIP RECIPROCATING SAW

18V

GSA18V-125

NEW

CORDLESS TOOLS  
18 VOLT

## VIBRATION CONTROL

Provides maximum user comfort for extended periods of work



## DOUBLE LED LIGHTS

Illuminates on both sides of blade in dark work areas



## ADJUSTABLE FOOTPLATE

Enables control of the cutting depth and use of a wider array of the blade's teeth



## TOOLLESS BLADE CHANGE

For easy blade change even with gloves on, tight blade grip



## MAXIMUM SPEED DIAL

For setting maximum speed



## THREE ORBITAL SETTINGS

Allow optimized cutting in all materials



## FLEXIBLE POWER SYSTEM

Compatible with all Bosch 18V Lithium-ion batteries

## ERGONOMIC MULTI-GRIP HANDLE

Allows comfortable gripping at various locations when cutting in typical and difficult positions



## LONG VARIABLE-SPEED TRIGGER

Easily accessed from various grip locations to adjust operating speed, such as when starting a cut



## EC BRUSHLESS MOTOR TECHNOLOGY

Provides up to 30% more power and better efficiency than previous-generation 18V motors



## HANGING HOOK

Keeps tool within reach at all times



## ADVANCED RECIPROCATING SAW PERFORMANCE

The Bosch Multi-Grip 1-1/4 In. Stroke Reciprocating Saw offers corded-like power in a tool that's well balanced and easy to use. The tool combines an innovative handle design for greater comfort with a powerful 18-volt Bosch EC Brushless motor. The result is orbital/non-orbital action that delivers superior performance with less user fatigue when cutting pipe, metal or wood and demolition work.







**CORDLESS TOOLS**  
18 VOLT

## 18V EC BRUSHLESS 1-1/4"-STROKE MULTI-GRIP RECIPROCATING SAW KIT WITH CORE18V BATTERY

**GSA18V-125K14**

**NEW**



**18V**



**CORE18V™**

- Versatile Large Ergonomic Handle with Soft Grip—Designed to deliver user comfort in typical and difficult positions
- Vibration Control Counterbalance Technology—Limits vibration for easier handling and comfort
- Variable-Speed Control—Includes a dial to set max speed and a long, easily accessed accelerator trigger to control operating speed, such as at start of cut
- Constant Response Circuitry—Maintains the desired speed under load

### SPECIFICATIONS

<b>RATING</b>	18V
<b>NO LOAD SPM</b>	0-2,500
<b>STROKE LENGTH</b>	1-1/4"
<b>LENGTH</b>	19.0"
<b>WEIGHT (BARE TOOL)</b>	7.7 lbs.

See page 127 for batteries/chargers.  
See pages 227-231 for reciprocating saw blades.

### INCLUDES

CORE18V Lithium-Ion 6.3 Ah Battery  
**GBA18V63**  
Fast Charger **BC1880**  
Bi-Metal Reciprocating Saw Blade  
Carrying Case

## 18V EC BRUSHLESS 1-1/4"-STROKE MULTI-GRIP RECIPROCATING SAW\*

**GSA18V-125N**

**NEW**



**18V**



Same features as GSA18V-125K14 above.

### INCLUDES

6 In. Bi-Metal Reciprocating Saw Blade  
\*Battery/charger sold separately

Same specifications as GSA18V-125K14 above.

See page 127 for batteries/chargers.  
See pages 227-231 for reciprocating saw blades.



**BOSCH**  
Invented for life



## CORDLESS TOOLS 18 VOLT



### 18V 4-1/2" ANGLE GRINDER KIT WITH CORE18V BATTERY

**GWS18V-45B14**

**NEW**



**18V**



**CORE18V™**

- ▶ Four-pole open-frame motor enables more power in a smaller size
- ▶ Overload protection and lifetime brush design creates long motor life without need to change brushes
- ▶ Restart protection helps prevent starting if switch is locked on during battery insertion

#### INCLUDES

CORE18V Lithium-Ion 6.3 Ah Battery

**GBA18V63**

Fast Charger **BC1880**

Vibration Control Handle **1602025052**

Wheel Guard **1619P02834**

Flange Kit Including

Spanner Wrench and Matched Flanges  
**1605703140**

Abrasive Grinding Disc

Carrying Bag **2610041760**

#### SPECIFICATIONS

<b>RATING</b>	18V
<b>NO LOAD RPM</b>	10,000
<b>SPINDLE THREAD</b>	5/8"-11
<b>WHEEL DIAMETER</b>	4-1/2"
<b>LENGTH</b>	12.5"
<b>WEIGHT (BARE TOOL)</b>	3.9 lbs.

NOTE: May not be used with certain Bosch attachments and guards. See page 56 for compatibility.

See page 127 for batteries/chargers.  
See pages 57-66 for diamond blades, tuckpointing blades, cup wheels, bonded abrasive wheels and other angle grinder accessories.

### 18V 4-1/2" ANGLE GRINDER KIT

**GWS18V-45-01**

**NEW**



**18V**



Same features as GWS18V-45B14 above.

#### INCLUDES

(2) Lithium-Ion 4.0 Ah FatPack Batteries  
**BAT620**

Fast Charger **BC1880**

Vibration Control Handle **1602025052**

Wheel Guard **1619P02834**

Flange Kit Including

Spanner Wrench and Matched Flanges  
**1605703140**


Abrasive Grinding Disc

Carrying Bag **2610041760**

Same specifications as GWS18V-45B14 above.

NOTE: May not be used with certain Bosch attachments and guards. See page 56 for compatibility.

See page 127 for batteries/chargers.  
See pages 57-66 for diamond blades, tuckpointing blades, cup wheels, bonded abrasive wheels and other angle grinder accessories.



**CORDLESS TOOLS**  
18 VOLT

## 18V 4-1/2" ANGLE GRINDER\* GWS18V-45



**18V**



Same features as GWS18V-45B14 on page 114.

### INCLUDES

Vibration Control Handle **1602025052**  
Wheel Guard **1619P02834**  
Abrasive Grinding Disc

\*Battery/charger sold separately

Same specifications as GWS18V-45B14 on page 114.

NOTE: May not be used with certain Bosch attachments and guards. See page 56 for compatibility.

See page 127 for batteries/chargers.  
See pages 57-66 for diamond blades, tuckpointing blades, cup wheels, bonded abrasive wheels and other angle grinder accessories.

## 18V 5" ANGLE GRINDER\* GWS18V-50



**18V**



- Four-pole open-frame motor enables more power in a smaller size
- Overload protection and lifetime brush design creates long motor life without need to change brushes
- Restart protection helps prevent starting if switch is locked on during battery insertion

### INCLUDES

Wheel Guard  
Flange Kit Including  
Spanner Wrench and Matched Flange  
**1605703140**  
Abrasive Grinding Disc  
Vibration Control Handle **1602025052**

\*Battery/charger sold separately

### SPECIFICATIONS

<b>RATING</b>	18V
<b>NO LOAD RPM</b>	10,000
<b>SPINDLE THREAD</b>	5/8"-11
<b>WHEEL DIAMETER</b>	5"
<b>LENGTH</b>	12.5"
<b>WEIGHT (BARE TOOL)</b>	4.0 lbs.

NOTE: May not be used with certain Bosch attachments and guards. See page 56 for compatibility.

See page 127 for batteries/chargers.  
See pages 57-66 for diamond blades, tuckpointing blades, cup wheels, bonded abrasive wheels and other angle grinder accessories.



**BOSCH**  
Invented for life





## CORDLESS TOOLS 18 VOLT



### 18V EC BRUSHLESS CONNECTED 4-1/2" ANGLE GRINDER KIT WITH NO LOCK-ON PADDLE SWITCH AND CORE18V BATTERY

**GWS18V-45PSCB14**

**18V**



**NEW**

**CORE18V™**



- ▶ **Powerful EC Brushless Motor**—Delivers greater runtime, has capacity to transfer up to 35% more power and up to 110% more runtime using CORE18V battery
- ▶ **Bluetooth® Connectivity**—Supplies the Bosch GCY30-4 module to link the grinder to the free Bosch Toolbox app on a mobile phone to customize settings and provide detailed feedback
- ▶ **Paddle Switch**—Provides for multiple, comfortable grip positions
- ▶ **Drop Control**—Shuts the grinder off for increased user protection when it's accidentally dropped
- ▶ **Restart Protection**—Helps prevent the tool from accidental start-up during battery insertion

#### INCLUDES

CORE18V Lithium-Ion 6.3 Ah Battery

**GBA18V63**

18V Fast Charger **BC1880**

Vibration Control Handle **1602025052**

Wheel Guard **1607000CE9**

Abrasive Grinding Disc

Carrying Bag **2610041760**

#### SPECIFICATIONS

<b>RATING</b>	18V
<b>NO LOAD RPM</b>	9,000
<b>SPINDLE THREAD</b>	5/8"-11
<b>WHEEL DIAMETER</b>	4-1/2"
<b>LENGTH</b>	14.5"
<b>WEIGHT (BARE TOOL)</b>	4.4 lbs.

See page 127 for batteries/chargers.  
See pages 57–66 for diamond blades,  
tuckpointing blades, cup wheels, bonded  
abrasive wheels and other angle grinder  
accessories.

Dust collection attachments available  
on pages 56, 319 and 324.



18V EC BRUSHLESS CONNECTED-READY 4-1/2" ANGLE GRINDER WITH NO LOCK-ON PADDLE SWITCH\*

GWS18V-45PCN

NEW



18V



- ▶ Powerful EC Brushless Motor—Delivers greater runtime, has capacity to transfer up to 35% more power and up to 110% more runtime using an optional CORE18V battery
- ▶ Connected-Ready Capability—Works with the optional Bosch GCY30-4 Bluetooth® connectivity module to deliver next-generation user control and customization
- ▶ Paddle Switch—Provides for multiple, comfortable grip positions
- ▶ Drop Control—Shuts the grinder off for increased user protection when it's accidentally dropped
- ▶ Restart Protection—Helps prevent the tool from accidental start-up during battery insertion

**INCLUDES**  
Vibration Control Handle **1602025052**  
Wheel Guard **1607000CE9**  
Abrasive Grinding Disc

\*Battery/charger sold separately

SPECIFICATIONS	
RATING	18V
NO LOAD RPM	9,000
SPINDLE THREAD	5/8"-11
WHEEL DIAMETER	4-1/2"
LENGTH	14.5"
WEIGHT (BARE TOOL)	4.4 lbs.

See page 127 for batteries/chargers.  
See pages 57–66 for diamond blades, tuckpointing blades, cup wheels, bonded abrasive wheels and other angle grinder accessories.

Dust collection attachments available on pages 56, 319 and 324.



CORDESS TOOLS  
18 VOLT

18V EC BRUSHLESS CONNECTED-READY 4-1/2" ANGLE GRINDER\*

GWS18V-45CN

NEW



18V



- ▶ Powerful EC Brushless Motor—Delivers greater runtime, has capacity to transfer up to 35% more power and up to 110% more runtime using an optional CORE18V battery
- ▶ Connected-Ready Capability—Works with the optional Bosch GCY30-4 Bluetooth® connectivity module to deliver next-generation user control and customization
- ▶ Drop Control—Shuts the grinder off for increased user protection when it's accidentally dropped
- ▶ Restart Protection—Helps prevent the tool from accidental start-up during battery insertion

**INCLUDES**  
Vibration Control Handle **1602025052**  
Wheel Guard **1607000CE9**  
Abrasive Grinding Disc

\*Battery/charger sold separately

SPECIFICATIONS	
RATING	18V
NO LOAD RPM	9,000
SPINDLE THREAD	5/8"-11
WHEEL DIAMETER	4-1/2"
LENGTH	14.5"
WEIGHT (BARE TOOL)	4.4 lbs.

See page 127 for batteries/chargers.  
See pages 57–66 for diamond blades, tuckpointing blades, cup wheels, bonded abrasive wheels and other angle grinder accessories.

Dust collection attachments available on pages 56, 319 and 324.



**BOSCH**  
Invented for life

# 18V METAL CIRCULAR SAW

18V

CSM180

## ERGONOMIC SOFT GRIP

For comfortable all-day use



## ERGONOMIC TRIGGER AND LOCKOUT

For improved ease of use



## MULTI-POSITION SAW HOOK

For easy placement between cuts



## FLEXIBLE POWER SYSTEM

Compatible with all Bosch 18V Lithium-ion batteries

## BLADE WRENCH WITH ON-BOARD STORAGE

For easy blade changes

## ADJUSTABLE STEEL FOOTPLATE

For accurate cutting depth and durability

## CLEAR, IMPACT-RESISTANT WINDOW

For better cut line view

## LED WORKLIGHT AND INTUITIVE CUT LINE GUIDE

For accuracy and ease of cut



CORDLESS TOOLS  
18 VOLT

## 18V METAL CIRCULAR SAW

CSM180-01

18V



- Bosch-engineered motor and gearing specifically designed for longevity with metal cuts
- Electronic Motor and Cell Protection—Helps prevent overheating and overloading for extended tool life and runtime
- Integrated Saw Hook—For easy placement after cut
- Steel footplate with intuitive cut line guide and LED light for increased accuracy

### INCLUDES

(2) Lithium-Ion 4.0 Ah FatPack Batteries

**BAT620**

Charger **BC660**

5-3/8 In. 30-tooth Metal Cutting Blade

Carrying Bag

### SPECIFICATIONS

<b>RATING</b>	18V
<b>NO LOAD RPM</b>	4,250
<b>BLADE DIAMETER</b>	5-3/8"
<b>ARBOR SIZE</b>	20mm
<b>LENGTH</b>	14.0"
<b>WEIGHT (BARE TOOL)</b>	4.4 lbs.

See page 127 for batteries/chargers.  
See pages 221 for metal circular saw blade.

## 18V METAL CIRCULAR SAW\*

CSM180B

18V



Same features as CSM180-1 above.

### INCLUDES

5-3/8 In. 30-tooth Metal Cutting Blade

\*Battery/charger sold separately

Same specifications as CSM180-1 above.

### SPECIFICATIONS

<b>WEIGHT (BARE TOOL)</b>	4.4 lbs.
---------------------------	----------

See page 127 for batteries/chargers.  
See pages 221 for metal circular saw blade.

18V COMPACT BAND SAW KIT WITH CORE18V BATTERY

BSH180-B14

NEW



- Compact design for easy cutting in tight spaces, corners and overhead cutting
- High cutting capacity for cutting most common materials for electrical, plumbing and mechanical applications
- Rugged aluminum base withstands tough jobsite conditions
- LED light enables use of tool in low light or dark work areas

**INCLUDES**  
CORE18V Lithium-Ion 6.3 Ah Battery  
**GBA18V63**  
Fast Charger **BC1880**  
Auxiliary Handle **2602025067**  
(3) 18 TPI Band Saw Blades  
Carrying Bag

SPECIFICATIONS	
RATING	18V
NO LOAD SFPM	530
CUTTING CAPACITY	2-1/2" x 2-1/2"
BLADE SIZE	28.75" x .5" x .02"
LENGTH	13.5"
WEIGHT (BARE TOOL)	7.1 lbs.

See page 127 for batteries/chargers.  
See page 264 for band saw blades.

Information about L-Boxx storage solutions is available on pages 136–144.

18V COMPACT BAND SAW\*

BSH180B



Same features as BSH180-B14 above.

**INCLUDES**  
Auxiliary Handle **2602025067**  
(3) 18 TPI Band Saw Blades

\*Battery/charger sold separately

Same specifications as BSH180-B14 above.

See page 127 for batteries/chargers.  
See page 264 for band saw blades.

Information about L-Boxx storage solutions is available on pages 136–144.

18V TOP-HANDLE JIG SAW\*

JSH180B



- Optimized Performance—Fast cutting speed and long battery runtime optimized for jig saw applications
- Compact Size and Weight—Up to 10% more compact and 30% lighter than leading competitor
- One-Handed Blade Insertion and Ejection—Offers convenience and ease of use
- Toolless T-Shank Blade—Fast and effortless blade installation and removal
- LED Light—Provides illumination of the cutting zone

**INCLUDES**  
Jig Saw Blade  
Bevel Wrench **1907950006**  
Anti-Splinter Insert **2601016093**

\*Battery/charger sold separately

SPECIFICATIONS	
RATING	18V
NO LOAD SPM	0–2,700
STROKE LENGTH	1"
CUTTING DEPTH: WOOD	3-1/2"
CUTTING DEPTH: STEEL	3/8"
CUTTING DEPTH: ALUMINUM	7/8"
BEVEL CAPACITY	0–45°
ORBITAL ACTION	Four-stage
LENGTH	10.24"
WEIGHT (BARE TOOL)	4.1 lbs.

See page 127 for batteries/chargers.  
See pages 257–263 for jig saw blades.

Information about L-Boxx storage solutions is available on pages 136–144.

CORDLESS TOOLS  
18 VOLT



**BOSCH**  
Invented for life



## CORDLESS TOOLS 18 VOLT



### 18V EC BRUSHLESS STARLOCKPLUS® OSCILLATING MULTI-TOOL\*

#### GOP18V-28N

**NEW**



**18V**



- ▶ Snap-In Toolless Accessory Attachment and Release Lever—Allows for no-touch, easy release of blade
- ▶ EC Brushless Motor—For enhanced efficiency, performance, runtime and lifetime
- ▶ Constant Response Circuitry—Maintains speed under load
- ▶ Reinforced Gearing and Metal Gear Housing—For optimal force transmission, durability and low vibration

#### INCLUDES

1-1/4 In. Plunge Blade  
Accessory Box **2609100707**

\*Battery/charger sold separately

#### SPECIFICATIONS

<b>RATING</b>	18V
<b>NO LOAD OPM</b>	8,000–20,000
<b>OSCILLATING ANGLE L/R</b>	1.4° (2.8° Total)
<b>LENGTH</b>	12.6"
<b>WEIGHT (BARE TOOL)</b>	2.7 lbs.

NOTE: Utilizes Starlock® and StarlockPlus® accessories.

See page 127 for batteries/chargers.  
See pages 242–244 for multi-tool blades.

Information about L-Boxx storage solutions is available on pages 136–144.

### 18V 3-1/4" PLANER\*

#### PLH181B



**18V**



- ▶ Optimized Performance—Fast cutting speed and long battery runtime optimized for planing applications
- ▶ Electronically Counterbalanced Single-Blade Design Positions Ideal Cutting Angle—Reduces drag for faster operation and smooth cutting
- ▶ Chip-Ejection Switch—Directs shavings left or right
- ▶ Edge Guide Fence—Ensures consistent planing through entire workpiece and can be mounted on either side of tool; protective shield covers section of blade not in use

#### INCLUDES

Edge Guide Fence **PA1207**  
Woodrazor Micrograin Carbide Blade **PA1202**  
Blade Wrench **190795003**

\*Battery/charger sold separately

#### SPECIFICATIONS

<b>RATING</b>	18V
<b>NO LOAD RPM</b>	14,000
<b>ADJUSTABLE DEPTH OF CUT</b>	0–1/16"
<b>PLANING WIDTH</b>	3-1/4"
<b>CUTTER HEAD BLADES</b>	1
<b>CHIP EJECTION</b>	Left and right
<b>LENGTH</b>	12.63"
<b>WEIGHT (BARE TOOL)</b>	4.5 lbs.

See page 127 for batteries/chargers.  
See page 310 for planer blades and attachments.

Information about L-Boxx storage solutions is available on pages 136–144.

Dust collection attachments available on page 324.



## 18V BLOWER\*

### GBL18V-71N

**NEW**



**18V**



- Designed for Powerful, Efficient Operation—Provides cordless convenience
- Versatile Operation—Provides a standard nozzle for use with or without extension tube
- Balanced Layout—Constructed to evenly distribute weight
- Compact Design—Features easy-to-use power at a low weight

#### INCLUDES

Standard Nozzle **1619PA9087**  
Standard Nozzle Extension **1619PA9088**  
Small-Diameter Nozzle **1619PA9089**  
Debris-Collection Tube **1619PA9228**

\*Battery/charger sold separately

#### SPECIFICATIONS

<b>RATING</b>	18V
<b>AIR VELOCITY (MPH)</b>	167.0
<b>AIR VELOCITY (CFM)</b>	71.0
<b>DECIBEL RATING (dB)</b>	82.0
<b>NO-LOAD RPM</b>	13,500/17,000
<b>RUN TIME</b>	Low speed ~9 min., High speed ~5 min.
<b>HEIGHT</b>	8.7"
<b>LENGTH</b>	20.6"
<b>WIDTH</b>	6.25"
<b>WEIGHT (BARE TOOL)</b>	2.4 lbs.

See page 127 for batteries/chargers.

## 18V HANDHELD VACUUM CLEANER\*

### GAS18V-02N

**NEW**



**18V**



- Two-Stage Rotational Airflow Technology—Produces sustained suction
- Outstanding Runtime—Operates efficiently to deliver up to 7 minutes per battery Amp hour (Ah)
- Powerful Cordless Motor—Delivers up to 21.2 CFM (cubic feet per minute) of airflow
- Compact Design—Vacuum weighs only 2.9 Lbs. (tool with attachments only, not including battery)

#### INCLUDES

Filter **VF220**  
2.6 Ft. Hose **1619PB2039**  
(2) Extension Tubes **1619PA9898**  
Floor Nozzle **1619PA9899**  
Crevice Nozzle **1619PA9897**

\*Battery/charger sold separately

#### SPECIFICATIONS

<b>RATING</b>	18V
<b>MAX. VACUUM PRESSURE</b>	60 mbar
<b>MAX. AIRFLOW</b>	21.2 CFM
<b>CAPACITY</b>	0.2 Gal.
<b>TYPICAL RUNTIME</b>	7 min. per Ah
<b>HEIGHT</b>	4.8"
<b>LENGTH</b>	17.25"
<b>WIDTH</b>	4.7"
<b>WEIGHT (BARE TOOL)</b>	2.9 lbs.

See page 127 for batteries/chargers.

See page 325 for filter and wall mount.

## 18V 2.6-GALLON WET/DRY VACUUM CLEANER\*

### GAS18V-3N

**NEW**



**18V**



- Rotational Airflow Technology—Produces sustained suction
- Outstanding Runtime—Operates efficiently to deliver up to four minutes per battery Amp hour (Ah)
- Powerful Cordless Motor—Delivers up to 51 CFM (cubic feet per minute) of airflow
- Compact Design—Vacuum weighs only 10.2 Lbs. (tool with attachments only, not including battery)

#### INCLUDES

Washable HEPA Filter **VF320H**  
5.25 Ft. Hose **1600A011RL**  
Bend/Elbow **1600A011RN**  
(3) Extension Tubes **1600A011RP**  
Floor Nozzle **1600A011RR**  
Crevice Nozzle **1600A011R**

\*Battery/charger sold separately

#### SPECIFICATIONS

<b>RATING</b>	18V
<b>MAX. STATIC WATER LIFT</b>	36"
<b>MAX. AIRFLOW</b>	51 CFM
<b>NET CAPACITY</b>	1.6 Gal.
<b>TYPICAL RUNTIME</b>	4 min. per Ah
<b>HEIGHT</b>	14.3"
<b>WIDTH</b>	17.4"
<b>LENGTH</b>	13.2"
<b>WEIGHT (BARE TOOL)</b>	10.2 lbs.

See page 127 for batteries/chargers.

See page 325 for HEPA filter.

**CORDLESS TOOLS**  
18 VOLT



**BOSCH**  
Invented for life

# 18 VOLT LITHIUM-ION COMBO KITS



**CORDLESS TOOLS**  
18 VOLT



	GXL18V-26B22	GXL18V-232B22	GXL18V-496B22	CLPK237A-181
<b>DRILL/DRIVERS</b>	GSR18V-190	DDS181A	DDS181A	—
<b>HAMMER DRILL/DRIVER</b>	—	—	—	HDS181A
<b>IMPACT/DRIVER</b>	GDR18V-1400	GDX18V-1600	GDX18V-1600	25618
<b>RECIPROCATING SAW</b>	—	—	GSA18V-083	—
<b>WORKLIGHT</b>	—	—	GLI18V-300	—
<b>BATTERIES/ CHARGER/ OTHER</b>	(2) BAT612 18V Lithium-ion 2.0 Ah SlimPack batteries/ BC660 charger, belt clip	(2) BAT612 18V Lithium-ion 2.0 Ah SlimPack batteries/ BC660 charger, (2) belt clips	(2) BAT612 18V Lithium-ion 2.0 Ah SlimPack batteries/ BC1880 fast charger, (2) belt clips	(2) BAT620 18V Lithium-ion 4.0 Ah FatPack batteries/ BC630 charger, (2) belt clips
<b>INCLUDES</b>	Carrying bag	Carrying bag	Carrying bag	Carrying bag



**CORDLESS TOOLS**  
18 VOLT

	CLPK224-181	CLPK203-181	CLPK204-181	CLPK402-181	CLPK430-181	GXL18V-225B24
<b>DRILL/DRIVERS</b>	—	—	—	—	DDH181X	—
<b>HAMMER DRILL/DRIVER</b>	HDH181X	HDH181X	—	HDH181X	—	HDH183
<b>IMPACT/DRIVER</b>	IDH182	—	IDH182	—	IDH182	IDH182
<b>RECIPROCATING SAW</b>	—	CRS180	CRS180	CRS180	CRS180	—
<b>6-1/2" CIRCULAR SAW</b>	—	—	—	CCS180	CCS180	—
<b>WORKLIGHT</b>	—	—	—	CFL180	—	—
<b>BATTERIES/CHARGER/OTHER</b>	(2) BAT620 18V Lithium-ion 4.0 Ah FatPack batteries/BC630 charger, belt clip	(2) BAT620 18V Lithium-ion 4.0 Ah FatPack batteries/BC660 charger	(2) BAT620 18V Lithium-ion 4.0 Ah FatPack batteries/BC660 charger, belt clip	(2) BAT620 18V Lithium-ion 4.0 Ah FatPack batteries/BC630 charger	(2) BAT620 18V Lithium-ion 4.0 Ah FatPack batteries/BC660 charger, belt clip	(2) GBA18V63 CORE18V Lithium-ion 6.3 Ah batteries/BC1880 fast charger, (2) belt clips, Impact Tough™ screwdriver bits with Custom Case clip
<b>INCLUDES</b>	Carrying bag	Carrying bag	Carrying bag	Carrying bag	Carrying bag	Carrying bag



**BOSCH**  
Invented for life



## LIGHT 'EM UP



**CORDLESS TOOLS**  
18 VOLT



### 18V INCANDESCENT FLASHLIGHT\*

**CFL180**

**18V**



- ▶ Wide Angle Beam—Allows coverage in wider area
- ▶ Seven Detents and 360° Handle Rotation—Allows the light to be placed anywhere
- ▶ Handle has Two Screw Holes for Mounting/Positioning Light from Above—Allows light to be positioned easily for lighting work space
- ▶ Compact Flashlight—Fits into tight spaces

\*Battery/charger sold separately

#### SPECIFICATIONS

<b>RATING</b>	18V
<b>LENGTH</b>	4.0"
<b>WEIGHT (BARE TOOL)</b>	0.9 lbs.

See page 127 for batteries/chargers.

Information about L-Boxx storage solutions is available on pages 136–144.

### 18V ARTICULATING LED WORKLIGHT\*

**GLI18V-300N**

**NEW**

**18V**



- ▶ Six Powerful LED Lights—Supply bright light (300 lumens) for dark work area
- ▶ Articulating Action—Allows the user to angle the light to the desired elevation
- ▶ Hanging Hook—Allows light to be easily mounted or positioned from above
- ▶ Compact Layout—Folds to provide easy carry-along convenience

\*Battery/charger sold separately

#### SPECIFICATIONS

<b>RATING</b>	18V
<b>LUMENS</b>	300
<b>NUMBER OF LEDS</b>	6
<b>LENGTH</b>	5.4"
<b>WEIGHT (BARE TOOL)</b>	0.7 lbs.

See page 127 for batteries/chargers.

Information about L-Boxx storage solutions is available on pages 136–144.





**CORDLESS TOOLS**  
18 VOLT

## 18V LED WORKLIGHT\*

**GLI18V-420B**

**NEW**



**18V**



- ▶ Three Innovative LEDs—Supply the brightest light (420 lumens) in its class
- ▶ Swiveling Stand—Offers five angles for adaptable setup
- ▶ Adjustable Light Beam (Spot/Flood)—Provides great lighting versatility
- ▶ Hard Rubber Strap with Mounting Holes—Allows light to be easily carried, fastened or suspended from above

**INCLUDES**  
Belt Pouch

\*Battery/charger sold separately

### SPECIFICATIONS

<b>RATING</b>	18V
<b>LUMENS</b>	420
<b>NUMBER OF LEDS</b>	3
<b>LENGTH</b>	6.0"
<b>WEIGHT (BARE TOOL)</b>	0.6 lbs.

See page 127 for batteries/chargers.

Information about L-Boxx storage solutions is available on pages 136–144.

## 18V LED FLOODLIGHT\*

**GLI18V-1900N**

**NEW**



**18V**



- ▶ Innovative High-Power LED—Supplies bright light (1,900 lumens) to dark work areas
- ▶ Swiveling Stand—Offers 120° adjustment and five positions for adaptable setup
- ▶ Threaded for Tripod Use—Provides a 5/8"-11 thread mount for compatibility with standard tripods
- ▶ Adjustable Brightness—Offers more runtime at 1,000 lumens or brighter light at 1,900 lumens

\*Battery/charger sold separately

### SPECIFICATIONS

<b>RATING</b>	18V
<b>LUMENS</b>	1,900
<b>NUMBER OF LEDS</b>	1
<b>LENGTH</b>	2.8"
<b>WEIGHT (BARE TOOL)</b>	3.5 lbs.

See page 127 for batteries/chargers.

Information about L-Boxx storage solutions is available on pages 136–144.



**BOSCH**  
Invented for life



# CORE18V™

ONE PLATFORM  
EVERY TOOL  
ANY APPLICATION



## THE BATTERY REVOLT CONTINUES

The battery is the beating heart of any cordless tool. It delivers power, it drives precision and it controls overall power tool runtime. So why wouldn't you look for the best battery system available for best-in-class performance in your tools?

The Bosch CORE18V battery system represents industry-leading technology in an advanced 18-volt system that's backward and forward compatible. So the CORE18V battery you're using today offers more time-saving, hassle-busting runtime in your current Bosch tools, plus the promise of optimized power and speed in the Bosch cordless tools to come. That's the best of both worlds.

And the Bosch system continues to benefit from Bosch-exclusive CoolPack technology, a design innovation that relies on air circulation to diffuse heat generated by power cells. Heat reduces both battery power and runtime.

It all adds up to a battery system that exceeds others as it grows. This is the power of innovation—batteries that fit your needs today and five years from now. CORE18V is about you. The REVOLT is on.



### CORE18V™

Scan this code with your phone for product information, videos and more.

## BATTERY CONSTRUCTION



### IT'S THE BEST BUILT BATTERY

The Bosch CORE18V Battery offers maximum power and performance while minimizing weight, an achievement that proves its claim as the best-built battery among leading competitors. The battery employs advanced Lithium-ion technology to deliver 80 percent more power than previous generation Bosch batteries. Next-generation, high-powered Bosch CORE18V cells are welded and rail-connected for high efficiency, allowing CORE18V batteries to deliver better performance than competitive batteries that have more weight and size. The battery offers optimized cell technology and an improved power connector within the 10 high-density cells to ensure lower internal resistance. That means higher currents can be drawn from the cells over a longer period of time.



**COOLPACK™**  
REMOVES HEAT TO PROTECT YOUR BATTERY

### COOLPACK AND CORE18V

Heat is the enemy of any battery. So to beat this performance destroyer, the housing of the Bosch CORE18V battery is designed to transfer heat to its outer surface. This innovation delivers up to 35 percent better cooling versus previous generation CoolPack batteries. And CoolPack 2.0 offers up to 135 percent longer life than batteries without CoolPack. Bosch-exclusive CoolPack 2.0 technology is only available on CORE18V batteries.

# 18 VOLT LITHIUM-ION BATTERIES AND CHARGERS

## BATTERIES



ITEM #	DESCRIPTION	WEIGHT
BAT612	18V Lithium-ion 2.0 Ah SlimPack battery	0.75 lbs.
BAT612-2PK	18V Lithium-ion 2.0 Ah SlimPack battery, 2 pack	1.74 lbs.
BAT620	18V Lithium-ion 4.0 Ah FatPack battery	1.35 lbs.
BAT620-2PK	18V Lithium-ion 4.0 Ah FatPack battery, 2 pack	2.87 lbs.
BAT621	18V Lithium-ion 5.0 Ah FatPack battery	1.35 lbs.
BAT622	18V Lithium-ion 6.0 Ah FatPack battery	1.60 lbs.
GBA18V63	18V Lithium-ion 6.3 Ah CORE18V battery	1.76 lbs.



## CHARGERS

ITEM #	DESCRIPTION
GAX18V-30	12V/18V dual-bay charger with USB port
BC630	18V fast charger for Lithium-ion FatPack and SlimPack batteries
BC660	Standard charger for Lithium-ion 18V FatPack and SlimPack batteries
BC1880	18V fast charger for Lithium-ion FatPack and SlimPack batteries



## BATTERY AND CHARGER KITS

ITEM #	DESCRIPTION
SKC181-101	(1) BAT620 18V Lithium-ion 4.0 Ah FatPack battery and BC660 charger
SKC181-02	(2) BAT612 18V Lithium-ion 2.0 Ah SlimPack batteries and BC660 charger
GXS18V-01N14	(1) GBA18V63 Lithium-ion CORE18V 6.3 Ah battery and BC1880 fast charger
GXS18V-02N24	(2) GBA18V63 Lithium-ion CORE18V 6.3 Ah batteries and BC1880 fast charger



## POWER ADAPTER

ITEM #	DESCRIPTION
GAA18V-24N	18V portable power adapter



## NO POWER SHORTAGE HERE

Power is at a premium on every jobsite, so the more uses out of a single power source the better. The Bosch GAA18V-24 18V Portable Power Adapter assures users that they can keep mobile devices going when the only power source is a Bosch 18V battery. The power adapter works with all Bosch 18-volt Lithium-ion batteries to deliver energy to any 5V USB or 12V DC device. And it's capable of charging two devices simultaneously.



**CORDLESS TOOLS**  
18 VOLT



**BOSCH**  
Invented for life

# 36 VOLT LITHIUM-ION TOOLS

36V



CORDLESS TOOLS  
36 VOLT

## 36V BRUTE TOUGH 1/2" DRILL/DRIVER

NEW



- Brute Tough Construction with Unibody Powertrain, Metal-Reinforced Collar and Durashield Housing—Constructed to withstand real-world conditions
- Externally Accessible Brushes—For brush replacement in as little as two minutes
- Ratcheting, Carbide-Tooth Single-Sleeve 1/2 In. Chuck—For one-handed bit changes
- Bosch-Designed Powertrain with Metal Gears—For increased life and durability

SPECIFICATIONS	
RATING	36V
NO LOAD RPM	0–420/0–1,800
MAX TORQUE (IN.-LBS.)	663
MAX. CAPACITY: CONCRETE	1-1/8"
MAX. CAPACITY: STEEL	1/2"
MAX. CAPACITY: WOOD	1-1/4"
MAX. CAPACITY: CORE BITS	2-5/8"
CHUCK TYPE	Three Jaw
LENGTH	9.75"
WEIGHT (BARE TOOL)	4.0 lbs.

### DDH361-01

**INCLUDES**  
(2) Lithium-Ion 4.0 Ah FatPack Batteries  
**BAT838**  
18V-36V Dual Charger **BC3680**  
360° Auxiliary Handle  
Double-Ended Bit  
Carrying Bag

See page 131 for batteries/chargers.  
See pages 147–156 for wood drilling accessories.  
See pages 168–187 for screwdriving and metal drilling accessories.

## 36V BRUTE TOUGH 1/2" HAMMER DRILL/DRIVER

NEW



- Brute Tough Construction with Unibody Powertrain, Metal-Reinforced Collar and Durashield Housing—Constructed to withstand real-world conditions
- Hammer On/Off Ring—Easily engage and disengage hammer mode
- Externally Accessible Brushes—For brush replacement in as little as two minutes
- Ratcheting, Carbide-Tooth Single-Sleeve 1/2 In. Chuck—For one-handed bit changes

SPECIFICATIONS	
RATING	36V
NO LOAD RPM	0–420/0–1,800
NO LOAD BPM	0–27,000
MAX TORQUE (IN.-LBS.)	663
MAX. CAPACITY: CONCRETE	1-1/8"
MAX. CAPACITY: STEEL	1/2"
MAX. CAPACITY: WOOD	1-1/4"
MAX. CAPACITY: CORE BITS	2-5/8"
CHUCK TYPE	Three Jaw
LENGTH	9.75"
WEIGHT (BARE TOOL)	4.25 lbs.

### HDH361-01

**INCLUDES**  
(2) Lithium-Ion 4.0 Ah FatPack Batteries  
**BAT838**  
18V-36V Dual Charger **BC3680**  
360° Auxiliary Handle  
Double-Ended Bit  
Carrying Bag

See page 131 for batteries/chargers.  
See pages 147–156 for wood drilling accessories.  
See pages 168–187 for screwdriving and metal drilling accessories.

## 36V 1-1/8" SDS-plus® BULLDOG™ ROTARY HAMMER



- KickBack Control—Limits rotation of tool in a bind situation
- Three-Mode Selector—Rotary hammer, rotation-only and hammer-only mode
- Variable-Speed Reversing Trigger—For accurate bit starting as well as removing fasteners or bound bits
- Vario-Lock Positioning—Rotates and locks chisel into 36 different positions
- Integral Clutch—Disengages torque transmission if bit gets in a bind situation

SPECIFICATIONS	
RATING	36V
NO LOAD RPM	0–1,150
NO LOAD BPM	0–4,170
IMPACT ENERGY (FT.-LBS.)	2.4 EPTA
MAX. CAPACITY: CONCRETE	1-1/8"
MAX. CAPACITY: STEEL	1/2"
MAX. CAPACITY: WOOD	1-1/4"
MAX. CAPACITY: CORE BITS	2-5/8"
CHUCK TYPE	SDS-plus®
LENGTH	14.0"
WEIGHT (BARE TOOL)	9.6 lbs.

### RH328VC-36K

**INCLUDES**  
(2) Lithium-Ion 4.0 Ah FatPack Batteries  
**BAT838**  
Charger **BC3680**  
360° Auxiliary Handle **160202508Y**  
Depth Gauge **1613001009**  
Carrying Case

See page 131 for batteries/chargers.  
See pages 16–23 for SDS-plus® rotary hammer bits and chisels.

Dust collection attachments available on pages 23, 131, 320 and 324.



# 36V 1-1/8" SDS-plus® BULLDOG™ ROTARY HAMMER

RH328VC-36K

36V



**CORDLESS TOOLS**  
36 VOLT

## 100% MORE LIFE

Generation 2 motor  
with optimized cooling

## VIBRATION CONTROL

25% less vibration than  
previous model assures  
great control and comfort



## ERGONOMIC HANDLING

Optimized  
ergonomic grip



## KICKBACK CONTROL

Limits tool rotation in a  
bind situation to reduce  
potential injury



## LED WORK LIGHT

Illuminates dark work  
areas for better results



## ELECTRONIC PRECISION CONTROL

70% power soft-start ensures less  
possibility of walking or skating



**BOSCH**  
Invented for life



## CORDLESS TOOLS 36 VOLT



### 36V 6-1/2" CIRCULAR SAW\*

**1671B**



**36V**



- ▶ Built-In Saw Hook—Convenient saw storage between cuts
- ▶ Heavy-duty aluminum shoe and upper guard
- ▶ Anti-Snag Lower Guard—Reduces hang-ups when making narrow cut-offs
- ▶ Large, Easy-To-Reach Depth Adjustment Lever—Match depth of stock for accurate cuts

#### INCLUDES

6-1/2 In. 18-Tooth Carbide Blade  
Hex Wrench **2610937464**

\*Battery/charger sold separately

#### SPECIFICATIONS

RATING	36V
NO LOAD RPM	4,000
BLADE DIAMETER	6-1/2"
ARBOR SIZE	5/8"
MAX. BEVEL AT 0°	50°
DEPTH OF CUT AT 50°	1-3/8"
DEPTH OF CUT AT 45°	1-5/8"
DEPTH OF CUT AT 0°	2-1/8"
LENGTH	14.0"
WEIGHT (BARE TOOL)	7.7 lbs.

See page 131 for batteries/chargers.  
See pages 220–223 for circular saw blades.

### 36V 1-1/8" D-HANDLE RECIPROCATING SAW\*

**1651B**



**36V**



- ▶ Fastest Saw in the Category—1-1/2 In. per square inch per minute
- ▶ Lockjaw Blade Change System—For fast, easy one-handed blade insertion and ejection
- ▶ Built-In Saw Hook—Convenient saw storage between cuts
- ▶ Two-Position Handle and Smaller Collar—For better control in multiple working conditions

#### INCLUDES

(2) Bi-Metal Reciprocating Saw Blades

\*Battery/charger sold separately

#### SPECIFICATIONS

RATING	36V
NO LOAD SPM	0–3,000/0–2,400
STROKE LENGTH	1-1/8"
LENGTH	16.0"
WEIGHT (BARE TOOL)	7.7 lbs.

See page 131 for batteries/chargers.  
See pages 227–231 for reciprocating saw blades.

## DUST COLLECTION ATTACHMENTS



### DUST EXTRACTION ATTACHMENT

- ▶ Attaches to tool and vacuum cleaner hose to provide excellent dust collection when drilling in dust-sensitive areas, such as computer rooms and medical facilities
- ▶ For use with bits up to 3/4 In. in diameter for extracting fine dust
- ▶ Built-in depth gauge
- ▶ For use with most Bosch SDS-plus® rotary hammers
- ▶ Compatible with 11253VSR, 11255VSR, RH228VC, RH328VC, 11536VSR, 11536C, RHH181-01 and RH328VC-36 (see page 128).

ITEM #	DESCRIPTION
HDC100	SDS-plus® depth control dust extraction unit



### HAMMER DRILLING DUST EXTRACTION ATTACHMENTS

- ▶ Dust extraction attachments for drilling holes in concrete and masonry
- ▶ Can be used with a wide variety of drill bit diameters and bit lengths
- ▶ For use with Bosch SDS-max® or SDS-plus® combination/rotary hammer
- ▶ Includes adapter VAC020

ITEM #	DESCRIPTION
HDC200	Optimized for 1/4"-1-3/8" diameter. Maximum hole diameter is 2-5/8"

\*Brush ring needs to be removed



**CORDLESS TOOLS**  
36 VOLT

## 36 VOLT LITHIUM-ION BATTERIES AND CHARGERS



### BATTERIES

ITEM #	DESCRIPTION	WEIGHT
BAT838	Lithium-ion 36V 4.0 Ah FatPack battery	2.9 lbs.
BAT819	Lithium-ion 36V 2.0 Ah SlimPack battery	1.5 lbs.



### CHARGER

ITEM #	DESCRIPTION
BC3680	18V-36V dual-voltage charger for Lithium-ion FatPack and SlimPack batteries



**BOSCH**  
Invented for life

# RADIOS

## 12V MAX COMPACT RADIO\*

### PB120

**12V**  
Max



- ▶ High-Performance Neodymium Speakers—Powerful 2×5-watt speakers for maximum sound clarity and quality
- ▶ High-Strength Shock-Absorbing Handles—Maximum robustness and protection
- ▶ Integrated Screw Mount Slots—Increased convenience for mounting unit to the wall
- ▶ External AUX Port—Connect external digital media players
- ▶ AC/DC Power Compatibility—Powered by Bosch AC adapter (included) or Bosch 12V Max Lithium-Ion battery (not included)

#### INCLUDES

6 In. Male-to-Male Auxiliary Cable  
120V AC Adapter Cord  
(2) AA Batteries for Clock

\*Battery/charger sold separately

#### SPECIFICATIONS

<b>RATING</b>	12V Max
<b>AC POWER</b>	120V AC adapter
<b>DIMENSIONS</b>	12.1" × 2.8" × 7.5"

See page 88 for batteries/chargers.

Information about L-Boxx storage solutions is available on pages 136–144.



## 18V COMPACT RADIO\*

### PB180

**18V**



- ▶ High-Performance Neodymium Speakers—Powerful 2×5-watt speakers for maximum sound clarity and quality
- ▶ High-Strength Shock-Absorbing Handles—Maximum robustness and protection
- ▶ Integrated Screw Mount Slots—Increased convenience for mounting unit to the wall
- ▶ External AUX Port—Connect external digital media players
- ▶ AC/DC Power Compatibility—Powered by Bosch AC adapter (included) or Bosch 18V Lithium-Ion battery (not included)

#### INCLUDES

6 In. Male-to-Male Auxiliary Cable  
120V AC Adapter Cord  
(2) AA Batteries for Clock

\*Battery/charger sold separately

#### SPECIFICATIONS

<b>RATING</b>	18V
<b>AC POWER</b>	120V AC adapter
<b>DIMENSIONS</b>	12" × 4.5" × 5.75"
<b>WEIGHT (RADIO ONLY)</b>	4.1 lbs.

See page 127 for batteries/chargers.

Information about L-Boxx storage solutions is available on pages 136–144.





# POWER BOX JOBSITE RADIO



PB360C



## FREE PB360C APP

Adds alarm clock, direct music library access, connection to third-party streaming, user-created announcement features and more

## FOUR-WAY SPEAKERS AND SUBWOOFER

Provides the best jobsite sound distribution

## RUGGED RUBBER/ALUMINUM ROLL CAGE

Offers best protection against tough jobsite conditions

## ENHANCED USB CHARGING PORT

Charges Apple® and other smart devices when unit is powered by 120V or Bosch battery

## BLUETOOTH® CONNECTIVITY

Allows streaming of internet radio and stored music from smartphone



## FOUR 120V POWER OUTLETS

The largest number of outlets on any jobsite radio for maximum connectivity



## POWER BOX JOBSITE AM/FM RADIO/CHARGER/DIGITAL MEDIA STEREO WITH BLUETOOTH®\*

PB360C



18V



- ▶ Bluetooth® connectivity for internet radio and stored music with range of up to 150 feet
- ▶ Four-way speakers and a subwoofer project 360° sound
- ▶ Free Bosch PB360C App available thru Apple App Store® or Google Play™ Store
- ▶ Digital Media Bay—Secure storage for most devices

### INCLUDES

6 In. Male-to-Male Auxiliary Cable  
(2) AA Batteries for Clock

\*18V battery/charger sold separately

\*\*Charges Apple® and other phones and devices

### SPECIFICATIONS

<b>POWER SOURCES</b>	120V AC Outlet or 18V/14.4V Lithium-Ion Battery
<b>BLUETOOTH® RANGE</b>	150 ft.
<b>AUDIO SOURCES</b>	FM, AM, Bluetooth®, Aux-In
<b>SOUND PROJECTION</b>	360°
<b>EQUALIZATION SETTINGS</b>	4 plus Custom
<b>AM/FM PRESETS</b>	10 AM/20 FM
<b>BATTERY CHARGING</b>	18V/14.4V Lithium-Ion Battery
<b>USB CHARGING</b>	5V/1.0-amp rating**
<b>ANTENNA</b>	Pivot
<b>NO. OF 120V OUTLETS</b>	4
<b>PROTECTION CLASS</b>	IP54
<b>UNIT SIZE</b>	14.5"×14.0"×13.5"
<b>WEIGHT (BARE TOOL)</b>	24.0 lbs.

See page 127 for batteries/chargers.



**BOSCH**  
Invented for life



**CORDLESS TOOLS**  
RADIOS

# ROCK ON

CONNECT TO THE  
ULTIMATE BOX IN  
THE BUSINESS



The Bosch Power Box is the acknowledged standard for jobsite radios in the construction industry. Actually, that goes for any job, campsite or tailgate party. The Bosch PB360C carries on a tradition of great performance with exciting features, including *Bluetooth*® connectivity. Why mess around? Get the best jobsite radio on the planet.