



TCC MATERIALS® HARDSCAPES

ABOUT US

Contents2
Warm vs. Cool 4

IDEA GALLERY

Fire Up the Night 6
Change Your Altitude 8
Lucky Patio.....10
Recreation Station.....12

CLASSIC SERIES PAVERS.....14

Cobblestone.....16
Circlestone 20
Brickstone 24

SELECT SERIES PAVERS28

Slatestone 30
Slatestone Smooth..... 34
Slatestone Grande.....38
Slatestone Grande Smooth 42
Dekrastone..... 46
Eurostone.....50

LEDGESTONE.....52

Ledgestone Kits56

VERSA-LOK RETAINING WALL SYSTEMS62

Standard..... 64
Accent..... 68
Cobble.....70
Mosaic.....72
Harmony76
Square Foot..... 80
Square Foot CleanCut82
Ultra 84
Nexus 86
Brute 88

BRONCO 18H & 30H 90

Bronco 18H92

CAPS & STAIRS..... 98

A Cap & B Cap100
Bullnose102
Capstone..... 104


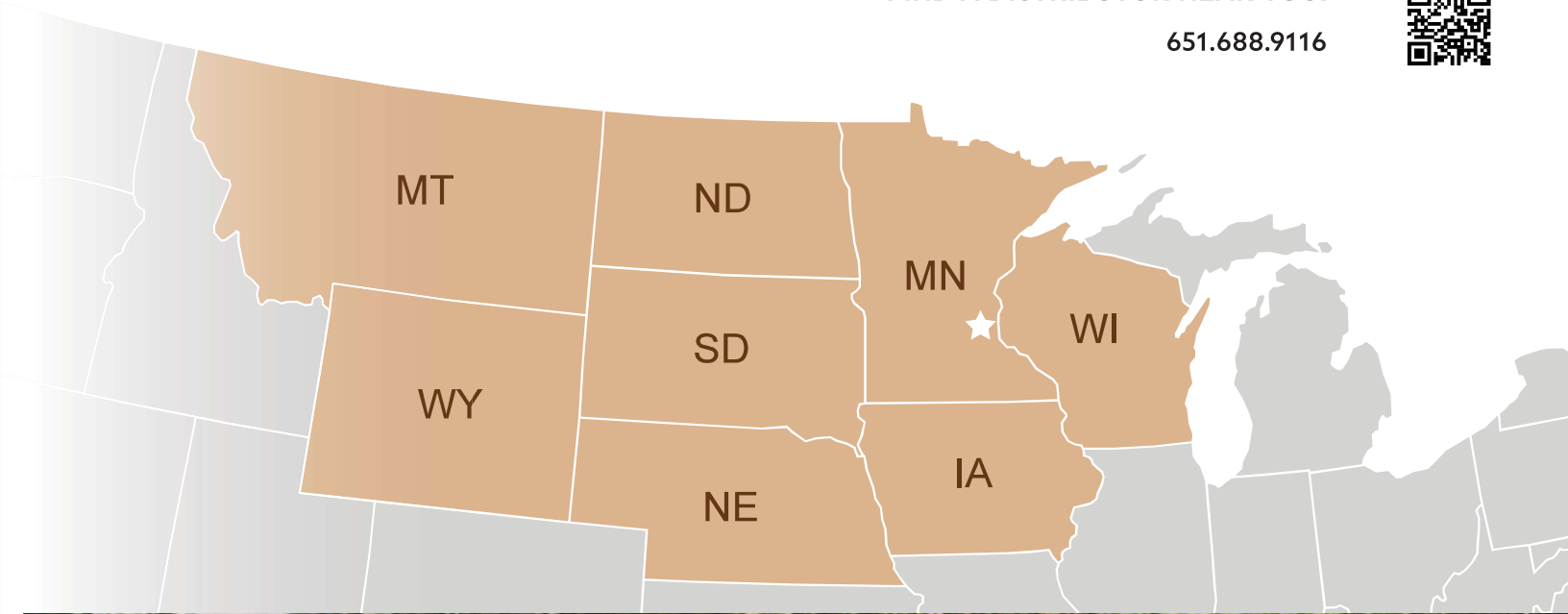
WEIGHTS & MEASUREMENTS108

COLOR AVAILABILITY 111



FIND A DISTRIBUTOR NEAR YOU:


651.688.9116



Warm vs. Cool



Willow Creek and VERSA-LOK combine for beautiful hardscape designs.



Chestnut Blend


1. Ledgestone

Mocha


2. Dekrastone Soldier Course

Latte

3. Slatestone Smooth



Palettes and patterns for every preference.



Black

- 1. A Cap, B Cap
- 3. Cobblestone Soldier Course

Charcoal Blend

- 2. Standard

Ivory

- 4. Brickstone Sailor Course

Birch

- 5. Slatestone Smooth



Fire Up the Night

Idea Gallery



Extend the season late in the evening and long into the night with a fire feature.



Shor

1. Slatestone Smooth

Creme

2. Dekrastone

Lakeshore Blend

3. Standard

4. Ledgestone Kit

Black


5. A Cap, B Cap

6. Dekrastone

7. Capstone

Change Your Altitude

Idea Gallery



Step it up in style as our walls and stairs make access to any elevation possible.



Lakeshore Blend

1. Standard

Black

2. A Cap, B Cap

3. Capstone 4' Step

Lucky Patio

Idea Gallery



Curved freestanding walls accentuate plantings at this award-winning patio.



1

Lakeshore Blend

- 1. Circlestone
- 2. Cobblestone

Black

- 3. Cobblestone
- 4. Capstone

Chestnut Blend


- 5. Standard Weathered

Recreation Station

Idea Gallery



A beautifully accented patio leads to fun under the sun.



Bronze Blend

1. Cobblestone
2. Circlestone
3. Ledgerstone

Prairie Tan

4. Cobblestone

Black

5. Cobblestone

Classic Series Pavers

Willow Creek Paving Stones Classic Series™ pavers are unmatched in durability and beauty, crafted of high-strength concrete with the tones and textures of the earth. Classic Series pavers perform exceptionally in the Midwest's extreme seasonal weather cycles. Most Classic Series pavers come in two distinctive textures, Traditional™ for a clean, contemporary look and Weathered™ for a rustic elegance. These pavers meet the most demanding challenges of landscape aesthetics.

- Variety of colors, shapes and textures
- More attractive than stamped or colored concrete
- Colors are integral throughout
- Four times stronger than a concrete slab
- Interlock prevents shift and improves stability
- Maximum durability, especially in freeze-thaw environments
- Slip-resistant surface
- Can be removed and replaced for maintenance or utility access




Cobblestone



Circlestone



Brickstone





Willow Creek
Paving Stones

- Harvest Blend
1. Cobblestone
 2. Ledgestone
- Black
3. Ledgestone
 4. Capstone
 5. Cobblestone

Cobblestone



12 x 12



9 x 12



6 x 9



6 x 6



Classic colors and shapes never go out of style.


Classic Series Pavers



3/4 Stone



6 x 3



Bronze Blend

1. Cobblestone

Cobblestone Colors




BRONZE BLEND




CHARCOAL BLEND



CHESTNUT BLEND




ROSE CREEK BLEND




LAKESHORE BLEND



HARVEST BLEND



BROWN



BLACK



IVORY




PRAIRIE TAN




**TRADITIONAL | WEATHERED
TEXTURE**



NATURAL GRAY



Classic Series Pavers



Reference page 111 for color availability

Black

1. Cobblestone

Lakeshore Blend

2. Bullnose

3. Cobblestone

Circlestone



Center



Small Circle



Large Circle



3/4 Stone



6 x 3



A natural focal point for outdoor spaces.



Black

- 1. Cobblestone

Bronze Blend

- 2. Circlestone
- 3. Cobblestone

Natural Gray

- 4. Cobblestone
- 5. Bullnose

Circlestone Colors



BRONZE BLEND



CHARCOAL BLEND




CHESTNUT BLEND



ROSE CREEK BLEND



LAKESHORE BLEND



HARVEST BLEND



TRADITIONAL TEXTURE



WEATHERED TEXTURE



1

Classic Series Pavers



Reference page 111 for color availability

- Chestnut Blend
- 1. Circlestone

- Charcoal Blend
- 2. Cobblestone

Brickstone




Brickstone (6cm)



Brickstone (8cm)
(Special Order)



Timeless design for a variety of patterns and projects.



Rose Creek Blend
1. Brickstone

Brickstone Colors



BRONZE BLEND



CHARCOAL BLEND



CHESTNUT BLEND



ROSE CREEK BLEND



LAKESHORE BLEND



HARVEST BLEND



IVORY



BLACK



BROWN



PRAIRIE TAN




**TRADITIONAL | WEATHERED
TEXTURE**



NATURAL GRAY



Classic Series Pavers



Bronze Blend
1. Brickstone

Select Series Pavers

Willow Creek's Select Series™ pavers have all the advantages of our original Classic Series pavers with additional premium features. Select Series pavers are made with our exclusive **Infusion™ technology***, which provides paver protection from the inside out. This gives the Select Series enhanced color longevity, heightened durability, additional stain-resistant properties and a distinctive color palette.

Select Series paver features include:

- Water repellent
- Stain, oil, salt and fade resistant
- Easy to clean and maintain
- Long service life
- Permeable and traditional applications
- Commercial, residential and vehicular applications
- Preferred by municipal and commercial customers for high-traffic environments



Slatestone



Slatestone Smooth



Slatestone Grande



Slatestone Grande Smooth



Dekrastone



Eurostone





Willow Creek™
Paving Stones



1

- Birch
- 1. Slatestone Smooth
- Ivory
- 2. Brickstone
- Black
- 3. LedgeStone Smooth
- 4. Brickstone

Slatestone



5 x 9




9 x 9




9 x 14

2:2:1 pallet ratio



An elegance that is sure to impress.



Bleu
1. Slatestone
Creme
2. Dekrastone

Slatestone Colors



MOCHA



CREME




ASH



BLEU



SHOR



TEXTURE



Select Series Pavers



Mocha
1. Slatestone

Creme
2. Dekrastone

Chestnut Blend
3. Standard
4. A Cap, B Cap

Slatestone Smooth



5 x 9



9 x 9




9 x 14

2:2:1 pallet ratio



A sleek, contemporary finish.





- Shor
- 1. Slatestone Smooth
 - 2. Dekrastone

Slatestone Smooth Colors



BIRCH



LATTE



SHOR




ASH




BLEU



TEXTURE



Select Series Pavers



Latte
1. Slatestone Smooth

Mocha
2. Dekrastone

Chestnut Blend
3. Ledgestone

Walnut Brown
4. Capstone

Slatestone Grande



9 x 18




14 x 18

1:1 pallet ratio



Large shapes cover more ground for an impressive look.

Select Series Pavers



- Shor
- 1. Slatestone Grande
- Canyon Gray
- 2. Capstone
- Lakeshore Blend
- 3. Ledgestone

Slatestone Grande Colors



BLEU



SHOR




MOCHA




ASH




CREME



TEXTURE



Select Series Pavers



- Creme
- 1. Slatestone Grande
 - 2. Slatestone
- Black
- 3. Dekrastone

Slatestone Grande Smooth



9 x 18




14 x 18

1:1 pallet ratio



A contemporary finish that is elegant and covers more ground.



Bleu
1. Slatestone
Grande Smooth

Natural Gray
2. Brickstone


Slatestone Grande Smooth Colors



BIRCH



LATTE



SHOR




ASH



BLEU



TEXTURE



Select Series Pavers



Bleu

- 1. *Slatestone Grande Smooth*

Charcoal Blend

- 2. *Standard*

Black

- 3. *Eurostone*
- 4. *Bullnose*

Dekrastone



5 x 9

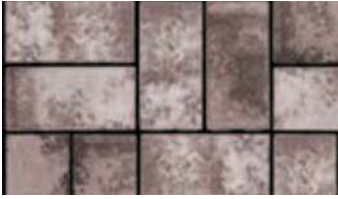


A contemporary choice for a streamlined look.



Latte
1. Dekrastone


Dekrastone Colors



BIRCH




LATTE



IVORY



MOCHA




BLACK




BRIK



CREME



ASH



SHOR



BLEU



TEXTURE



Select Series Pavers



- Mocha
 - 1. Dekrastone
- Black
 - 2. Dekrastone

Eurostone

(Special Order)



5 x 6



5 x 9




5 x 13

3:4:4 pallet ratio



MOCHA



BLACK



CREME



BLEU



BRIK



TEXTURE



Captures the enduring beauty of European str

Select Series Pavers



Brik
1. Eurostone

Ledgestone



Ledgestone
8" x 12" x 4"



Ledgestone Smooth
8" x 12" x 4"



Ledgestone Tapered



Ledgestone Smooth Tapered



Stacksupasthemostuser-friendlylandscapingsystemforbuildingstylishfeatures.



Charcoal Blend
1. Ledgestone
Canyon Gray
2. Capstone

Ledgestone Colors



BLACK



CHESTNUT BLEND



LAKESHORE BLEND



CHARCOAL BLEND



BRONZE BLEND



ROSE CREEK BLEND



HARVEST BLEND



WEATHERED TEXTURE



SMOOTH TEXTURE



3

2

1



Charcoal Blend

1. Ledgestone Smooth
2. A Cap, B Cap
3. Ledgestone Kit

Black

4. Capstone

Ash

5. Slatestone Smooth

Ledgestone Kits



Ledgestone
8" x 12" x 4"



Ledgestone
Tapered



Ledgestone Smooth
8" x 12" x 4"



Ledgestone Smooth
Tapered




Transform your outdoor space with Willow Creek Ledgestone Kits—stylish, functional, and easy to assemble! Available in multiple colors, each kit includes concrete block components, and step-by-step instructions to make installation a breeze.

Please note: Accessories are not included, except for the metal fire ring insert in fire pit kits. Grills, countertops, and other add-ons must be purchased separately.

Create a space you'll love to relax in—all starting with the beauty and strength of Ledgestone.

- Outdoor Living
- Patio Kitchens
- Fire Features
- Seating Areas
- Outdoor Entertainment





Kitsmakeoutdoorlivingmorewelcoming,comfortableandfunctional.

Corner Bar & Grill



Bar & Grill



Two-Tier Bar



Ledgestone Kits

U Bar & Grill



Grill Island



68" Bar with Ledgestone Smooth



Fireplace & Woodboxes



Fire Ring with Optional Grate



Fire Ring with Optional Fire Ring Cap



Gas fire insert compatible, sold separately.

Counter Oven



LEDGESTONE KITS	DIMENSIONS	PALLETS	LBS
BAR & GRILL	80" w x 32" d x 46" h	3	6,209
U BAR & GRILL	116" w x 56" d x 46" h	5	11,520
CORNER BAR & GRILL	104" w x 80" d x 46" h	5	10,777
GRILL ISLAND	68" w x 24" d x 36" h	3	3,425
FIREPLACE	60" w x 52" d x 90" h	5	10,657
WOODBBOX	36" w x 32" d x 42" h	2	2,915
TWO-TIER BAR	92" w x 32" d x 46" h	4	6,767
68" BAR	68" w x 20" d x 42" h	3	4,571
COUNTER OVEN	44" w x 28" d x 84" h	3	3,422
FIRE RING	46" od x 12" h	2	1,000

All sizes are nominal, and quantities are subject to change without notice.

VERSA-LOK Retaining Wall Systems



Standard



Square Foot



Accent



Square Foot CleanCut



Cobble



Ultra



Mosaic



Nexus





Harmony



Brute

- Many cost-effective design options
- Attractive colors & textures
- Simple installation, including variable bond
- Top-pinning to ensure proper setback
- Stable & durable to heights of 50 feet or more
- Free-draining wall face reduces hydrostatic pressure
- Straight wall faces create clean, modern lines
- Solid units are easy to modify on-site
- Made of sustainable, environmentally friendly concrete





Lakeshore Blend

1. Standard

Black

2. A Cap, B Cap

3. Dekrastone

4. Bullnose

Creme

5. Dekrastone

Shor

6. Slatestone Smooth

7. Slatestone Grande Smooth

Standard



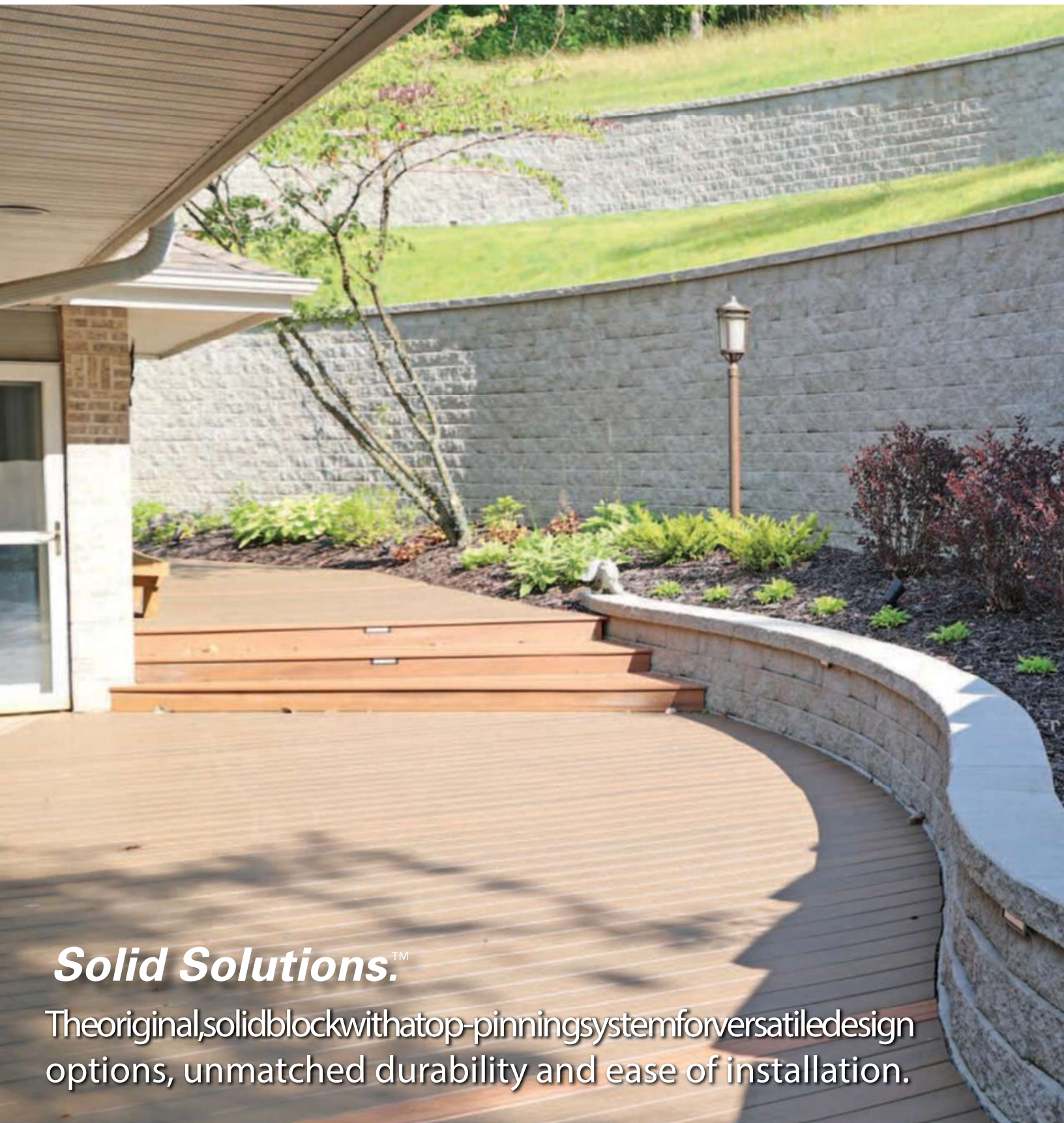
Standard
16" x 6" x 12"



Standard Weathered
16" x 6" x 12"




Standard Pins



Solid Solutions.[™]

The original, solid block with a top-pinnings system for versatile design options, unmatched durability and ease of installation.


VERSA-LOK Retaining Wall Systems



Granite Gray

- 1. Standard
- 2. A Cap, B Cap

Standard Colors



BIRCH BLEND



BRONZE BLEND



CHARCOAL BLEND



LAKESHORE BLEND



CHESTNUT BLEND



ROSE CREEK BLEND



HARVEST BLEND




PRAIRIE TAN



BROWN



GRANITE GRAY



**TRADITIONAL | WEATHERED
TEXTURE**




BLACK



2

VERSA-LOK Retaining Wall Systems



Lakeshore Blend

- 1. Standard
- 2. A Cap, B Cap

Accent



Accent
12" x 4" x 12"



Accent Weathered
12" x 4" x 12"



Snap-Off Pins



BRONZE BLEND



LAKESHORE BLEND



CHARCOAL BLEND



ROSE CREEK BLEND




CHESTNUT BLEND



HARVEST BLEND



TRADITIONAL TEXTURE



WEATHERED TEXTURE





Slim and sleek blocks accentuate other design features.

Lakeshore Blend

1. Accent
2. Bullnose
3. Cobblestone

Cobble



Cobble
8" x 6" x 12"



Cobble Weathered
8" x 6" x 12"



Standard Pins



BRONZE BLEND



LAKESHORE BLEND



CHARCOAL BLEND



ROSE CREEK BLEND




CHESTNUT BLEND




HARVEST BLEND



TRADITIONAL TEXTURE



WEATHERED TEXTURE





Half the size of Standard...just as strong.

Harvest Blend

- 1. Cobble
- 2. A Cap, B Cap

Brik

- 3. Dekrastone

Mocha

- 4. Eurostone

Mosaic



Accent
12" x 4" x 12"



Cobble
8" x 6" x 12"



Standard
16" x 6" x 12"



Snap-Off Pins



Three units blend into a magnificent Mosaic.

VERSA-LOK Retaining Wall Systems



Chestnut Blend

1. Mosaic Weathered
2. A Cap, B Cap Weathered

Mosaic Colors



BRONZE BLEND



CHARCOAL BLEND



LAKESHORE BLEND




CHESTNUT BLEND



TRADITIONAL TEXTURE



WEATHERED TEXTURE



VERSA-LOK Retaining Wall Systems



Chestnut Blend

1. Mosaic

Charcoal Blend

2. Mosaic
3. A Cap, B Cap
4. Cobblestone

Lakeshore Blend

5. Cobblestone

Harmony



Cobble
8" x 6" x 12"



Standard
16" x 6" x 12"



Standard Pins



Two units combine for harmonious hardscaping.

VERSA-LOK Retaining Wall Systems



Bronze Blend

- 1. Harmony
- 2. A Cap, B Cap

Creme

- 3. Dekrastone

Harmony Colors



BRONZE BLEND



CHARCOAL BLEND




LAKESHORE BLEND




CHESTNUT BLEND



TRADITIONAL TEXTURE



WEATHERED TEXTURE



VERSA-LOK Retaining Wall Systems



Chestnut Blend

1. Harmony Weathered

Granite Gray

2. A Cap, B Cap

Square Foot

DOT-Approved Available



Square Foot
18" x 8" x 12"



Square Foot Corner
18" x 8" x 9"



Standard Pins



GRANITE GRAY



PRAIRIE TAN



TRADITIONAL TEXTURE



A full square foot of coverage.

VERSA-LOK Retaining Wall Systems



Prairie Tan

1. Square Foot

2. A Cap, B Cap

Square Foot CleanCut



Face 1
18" x 8" x 12"



Face 2
18" x 8" x 12"

1:1 pallet ratio




GRANITE GRAY




BLACK



SMOOTH TEXTURE



A modern face with a sleek, smooth finish.



CleanCut Corner
18" x 8" x 9"



Standard Pins

VERSA-LOK Retaining Wall Systems



Charcoal Blend

1. Square Foot CleanCut
2. CleanCut Corner

Granite Gray

3. A Cap, B Cap

Ultra



Ultra
18" x 6" x 12"



Standard Pins



GRANITE GRAY



PRAIRIE TAN




CHARCOAL BLEND



CHESTNUT BLEND



TRADITIONAL TEXTURE



A lighter-weight block that packs a punch.

VERSA-LOK Retaining Wall Systems



Granite Gray

1. Ultra


Granite Gray

2. A Cap, B Cap

Nexus



Nexus
18" x 8" x 12"



Square Foot Corner
18" x 8" x 9"




GRANITE GRAY



PRAIRIE TAN



TRADITIONAL TEXTURE



Aneconomicalsolutiontailoredforcommercialsaces.

VERSA-LOK Retaining Wall Systems



Lakeshore Blend

1. Nexus
2. A Cap, B Cap

Brute

(Special Order)




Brute
24" x 8" x 18"



Brute Pins



SMOOTH TEXTURE



A bigger solution with a modern, smooth finish.

VERSA-LOK Retaining Wall Systems



Granite Gray
1. Brute

Bronco 18H & 30H

DOT-Approved Available



Bronco 18H
24 Unit (BR24)



Bronco 18H
41 Unit (BR41)



Bronco 18H
60 Unit (BR60)




Bronco 30H
(Special Order)

- Meets and/or exceeds MNDOT and WISDOT strength specifications (4,000 psi) for PMBWs (prefabricated modular block walls)
- Allows near-vertical construction & tight joints with variable bond
- Natural stone appearance & random-patterned 4-panel face (30H)
- Displays 6 square feet (18H) or 14 square feet (30H) of wall face area
- Build walls up to 15 feet tall (18H) or 10 feet tall (30H) without soil reinforcement
- Easily accommodates geogrid for taller walls
- Apply color with stain



VERSA-LOK Retaining Wall Systems



Natural Gray
1. Bronco 18H
2. Bronco 30H

Bronco 18H

DOT-Approved Available



24 Unit (BR24)



41 Unit (BR41)



60 Unit (BR60)



Half Block (HB)



Tapered Cap Unit (TU)



Half Taper Cap (HCT)



Corner Block (right & left)
(RCB & LCB)



Tapered Corner Cap (right & left)
(RCT & LCT)



Full High Cap Half End (FHC/H)



Full High Cap (FHC)



Full High Cap End (FHC/E)



Flat Cap Universal (UCAP)



Flat Cap Runner (CAP)



9" Step Down Unit (9" Step Down)



Freestanding Half End (FSE/H)
(Special Order)



Freestanding Unit (FS)
(Special Order)



Freestanding End/Corner Unit (FSC/E)
(Special Order)





Big, multi-depth block to the rescue for challenging sites.

Natural Gray

- 1. Bronco 18H
- 2. 18H Tapered Cap
- 3. 18H Tapered Corner Cap

Bronco 18H

DOT-Approved Available



VERSA-LOK Retaining Wall Systems





Natural Gray

1. Bronco 18H
2. 18H Tapered Cap

Bronco 18H

DOT-Approved Available





Natural Gray

1. Bronco 18H
2. 18H Flat Cap Runner
3. 18H Flat Cap Universal
4. 18H Corner
5. 18H Full High Cap End
6. 18H Full High Cap

Caps & Stairs



A Cap



B Cap



Bullnose



Universal Coping



End Coping



Runner Coping



Square Column Cap



Fire Ring Cap



4' Step





- Canyon Gray
- 1. Universal Coping
 - 2. End Coping
 - 3. Square Column Cap
- Charcoal Blend
- 4. Bullnose
- Bronze Blend
- 5. Standard Weathered
 - 6. Cobblestone


A Cap & B Cap



A Cap
3 5/8" x 14" x 12"



B Cap
3 5/8" x 14" x 12"



BIRCH BLEND



BRONZE BLEND



CHARCOAL BLEND



LAKESHORE BLEND



CHESTNUT BLEND



ROSE CREEK BLEND



HARVEST BLEND




PRAIRIE TAN



BROWN



GRANITE GRAY

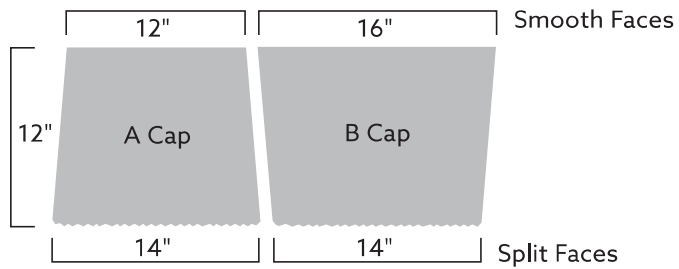


**TRADITIONAL | WEATHERED
TEXTURE**




BLACK





Caps & Stairs



For a beautiful finishing touch.

Lakeshore Blend

- 1. A Cap
- 2. B Cap
- 3. Standard Weathered
- 4. Ledgestone Kit

Bullnose



Bullnose
6" x 12"



CHARCOAL BLEND



BROWN




BLACK




LAKESHORE BLEND



PRAIRIE TAN



NATURAL GRAY



A safe, rounded edge for a finishing touch.

Caps & Stairs



Black

1. Bullnose
2. Dekrastone
3. A Cap, B Cap

Lakeshore Blend

4. Standard

Creame

5. Dekrastone

Capstone



Square Column Cap
24" x 24" x 2 1/4"



Universal Coping
16" - 14" x 12" x 2 1/4"



WALNUT BROWN



CANYON GRAY



BLACK



Canyon Gray

- 1. Square Column Cap
- 2. Universal Coping

Lakeshore Blend

- 3. Standard
- 4. A Cap, B Cap


Natural stone elegance at a fraction of the cost and weight of real stone.



Runner Coping
24" x 12" x 2 1/4"



End Coping
24" x 12" x 2 1/4"



- Walnut Brown
 - 1. Runner Coping
 - 2. End Coping
- Chestnut Blend
 - 3. Standard
 - 4. Cobblestone

Capstone



4' Step
48" x 6" x 18"



WALNUT BROWN



CANYON GRAY



BLACK



Canyon Gray


1. 4' Step

Lakeshore Blend

2. Standard

Black

3. A Cap, B Cap
































Fire Ring Cap
9 1/2" Deep x 2 1/4"



- Black
 - 1. Fire Ring Cap
 - 2. Square Column Cap
 - 3. Universal Coping
 - 4. Cobblestone
- Charcoal Blend
 - 5. Standard
 - 6. Circlestone
 - 7. Ledgestone Weathered

Weights & Measurements

BRICKSTONE			Sq. Ft. Paver	Pavers Sq. Ft.	Bands Pallet	Layers Pallet	Pavers Band	Sq. Ft. Band	Lbs. Band	Pavers Pallet	Sq. Ft. Pallet	Lbs. Pallet
	BRICKSTONE	2 3/8" (6cm) 4 x 8 (3 1/16" x 7 7/8")	0.22	4.55	6	9	72	15.84	448	432	95.04	2688
	BRICKSTONE	3 1/8" (8cm) 4 x 8 (3 1/16" x 7 7/8")	0.22	4.55	6	7	56	12.32	467	336	73.92	2800
COBBLESTONE			Sq. Ft. Paver	Pavers Sq. Ft.	Bands Pallet	Layers Pallet	Pavers Band	Sq. Ft. Band	Lbs. Band	Pavers Pallet	Sq. Ft. Pallet	Lbs. Pallet
	COBBLESTONE 6 X 3	2 3/8" (6cm) (6 1/4" x 3 1/8")	0.14	7.14	7	6	54	7.56	209	378	52.92	1463
	3/4 STONE	2 3/8" (6cm) (4 3/4" x 6 1/4")	0.21	4.76	7	9	63	13.23	364	441	92.61	2548
	6 X 6	2 3/8" (6cm) (6 1/4" x 6 1/4")	0.27	3.70	7	9	45	12.15	348	315	85.05	2436
	6 X 9	2 3/8" (6cm) (6 1/4" x 9 3/8")	0.41	2.44	5	9	45	18.45	521	225	92.25	2605
	9 X 12	2 3/8" (6cm) (9 3/8" x 12 1/2")	0.82	1.22	4	9	27	22.14	594	108	88.56	2376
	12 X 12	2 3/8" (6cm) (12 1/2" x 12 1/2")	1.08	.92	4	7	21	22.68	631	84	90.72	2525
	LARGE CIRCLE	2 3/8" (6cm)	0.19	5.26	7	6	36	6.84	202	252	47.88	1415
CENTER PACK (6cm)			Sq. Ft. Paver	Sq. Ft. Pack	Packs Pallet	Lbs. Pack	Lbs. Pallet	Bundle 				
	CENTER PACK		NA	5.7	8	160	1280					
	CENTER	8 Sided	0.26	Center Pack – 5.7 SF Includes all pavers for rows 1-3 and the 6 x 3 pavers for rows 6 and 8 (one Center, 16 Small Circle, eight 3/4 Stone, and three 6 x 3 pavers).								
	SMALL CIRCLE	Tapered	0.21									
	6 X 3	(6 1/4" x 3 1/8")	0.14									
SLATESTONE			Layers Pallet	Sq. Ft. Layer	Lbs. Layer	Sq. Ft. Pallet	Lbs. Pallet	2:2:1 pallet ratio  1:1 pallet ratio 				
	SLATESTONE	2 3/8" (6cm)	8	11.16	292	89.28	2335					
	SLATESTONE	2 3/4" (7cm)	8	11.16	353	89.28	2825					
	SLATESTONE GRANDE	2 3/8" (6cm)	7	12.40	339	86.80	2370					
	SLATESTONE GRANDE	2 3/4" (7cm)	7	12.40	400	86.80	2798					
DEKRASTONE			Sq. Ft. Paver	Pavers Sq. Ft.	Bands Pallet	Layers Pallet	Pavers Band	Sq. Ft. Band	Lbs. Band	Pavers Pallet	Sq. Ft. Pallet	Lbs. Pallet
	DEKRASTONE	2 3/4" (7cm) (4 3/4" x 9 1/2")	0.31	3.23	5	8	56	17.36	549.45	280	86.8	2747
EUROSTONE Special Order			Layers Pallet	Sq. Ft. Layer	Ln. Ft. Layer	Ln. Ft. Pallet	Sq. Ft. Pallet	Lbs. Pallet	3:4:4 pallet ratio 			
	EUROSTONE	2 3/4" (7cm)	8	10.54	28.35	226.77	84.32	2500				
TEKSTONE Special Order			Sq. Ft. Paver	Pavers Sq. Ft.	Bands Pallet	Layers Pallet	Pavers Band	Sq. Ft. Band	Lbs. Band	Pavers Pallet	Sq. Ft. Pallet	Lbs. Pallet
	TEKSTONE	2 3/8" (6cm) (12 1/2" x 12 1/2")	1.08	.92	4	7	21	22.68	631	84	90.72	2525

CAPSTONE			Ln. Ft. Unit	Lbs. Unit	Ln. Ft. Pallet	Unit Pallet	Lbs. Pallet					
	COLUMN CAP	24" x 24" x 2 1/4"	NA	110	NA	20	2240					
	UNIVERSAL COPING	16"-14" x 12" x 2 1/4"	1.25	35	30	24	880					
	END COPING	24" x 12" x 2 1/4"	2	55	32	16	920					
	RUNNER COPING	24" x 12" x 2 1/4"	2	55	48	24	1360					
	FIRE RING CAP	9 1/2" Deep (4 sections per unit)	NA	220	NA	3	700					
	4' STEP	48" x 6" x 18"	4	450	NA	6	2750					
BULLNOSE			Sq. Ft. Unit	Units Sq. Ft.	Units Lin. Ft.	Lin. Ft. Band	Units Band	Bands Pallet	Layers Pallet	Units Pallet	Lbs. Pallet	
	BULLNOSE	2 3/8" (6cm) (6" x 12")	0.50	2	2	24	48	4	8	192	2535	
LEDGESTONE			Sq. Ft. Face Unit	Units Sq. Ft. Face	Sq. Ft. Face Pallet	Units Layer	Layers Pallet	Units Pallet	Lbs. Unit	Lbs. Pallet		
	LEDGESTONE	4" x 8" x 12"	1/3	3	26.66	20	4	80	30	2440		
	LEDGESTONE TAPERED	4" (h) Tapered	NA	NA	NA	30	2	60	17	1060		

LEDGESTONE KITS	DIMENSIONS	PALLETS	LBS.
BAR & GRILL	80" w x 32" d x 46" h	3	6,209
U BAR & GRILL	116" w x 56" d x 46" h	5	11,520
CORNER BAR & GRILL	104" w x 80" d x 46" h	5	10,777
GRILL ISLAND	68" w x 24" d x 36" h	3	3,425
FIREPLACE	60" w x 52" d x 90" h	5	10,657
WOODBBOX	36" w x 32" d x 42" h	2	2,915
TWO-TIER BAR	92" w x 32" d x 46" h	4	6,767
68" BAR	68" w x 20" d x 42" h	3	4,571
COUNTER OVEN	44" w x 28" d x 84" h	3	3,422
FIRE RING	46" od x 12" h	2	1,000

All sizes are nominal, and quantities are subject to change without notice.

Weights & Measurements

VERSA-LOK Retaining Wall Systems

VERSA-LOK RETAINING WALL SYSTEMS		Stock	Face Width	Rear Width	Height	Depth	Outside Min. Radius	S.F. Face Area	LBS. Unit	Unit Pallet	S.F. - *L.F. Pallet
PG. 64	STANDARD	•	16"	14"	6"	12"	8'	2/3	82	27	18
PG. 68	ACCENT	•	12"	8"	4"	12"	3'	1/3	36	48	16
PG. 70	COBBLE	•	8"	6"	6"	12"	4.3'	1/3	38	54	18
PG. 72	MOSAIC	•	24"	----	10"	12"	8'	1-2/3	----	----	----
PG. 76	HARMONY	•	16", 8"	----	----	12"	4.3'	----	----	----	----
PG. 100	A CAP	•	14"	12"	3 5/8"	12"	7'	~ 1/3	45	36	42*
PG. 100	B CAP	•	14"	16"	3 5/8"	12"	7'	~ 1/3	55	27	31.5*
PG. 84	ULTRA	•	18"	13"	6"	12"	4.5'	3/4	64	36	26.67
PG. 80	SQUARE FOOT	•	18"	14"	8"	12"	4.5'	1	86	32	32
PG. 82	SQUARE FOOT CLEAN CUT	◇	18"	14"	8"	12"	4.5'	1	86	32	32
PG. 80	SQUARE FOOT CORNER	•	18"	18"	8"	9"	----	1.5/5	100	----	45
PG. 82	CLEAN CUT CORNER	◇	18"	18"	8"	9"	----	1.5/5	100	----	45
PG. 86	NEXUS	•	18"	----	8"	12"	4.5'	1	84	27	27
PG. 88	BRUTE	◇	24"	21"	8"	18"	6'	1 1/3	245	16	21.25
PG. 90	BRONCO 18H 24 UNIT	•	48"	34"	18"	24" +/-	11'	6	1,200	----	----
	BRONCO 18H 41 UNIT	•	48"	34"	18"	41" +/-	11.5'	6	2,210	----	----
	BRONCO 18H 60 UNIT	•	48"	34"	18"	60" +/-	17'	6	3,185	----	----
	BRONCO 18H CORNER BLOCK	•	48"	48"	18"	24" +/-	----	9	1,415	2	----
	BRONCO 18H HALF BLOCK	•	24"	17"	18"	24" +/-	7'	3	695	4	----
	BRONCO 18H TAPERED CAP UNIT	•	48"	34"	18"	24" +/-	7'	6	900	3	----
	BRONCO 18H TAPERED CORNER CAP	•	48"	48"	18"	24" +/-	----	9	1,070	2	----
	BRONCO 18H HALF TAPER CAP	•	24"	24"	18"	23" +/-	7'	6	565	4	----
	BRONCO 18H FULL HIGH CAP	•	48"	48"	18"	23" +/-	----	6	1,345	2	----
	BRONCO 18H FULL HIGH CAP END	•	48"	48"	18"	23" +/-	----	9	1,375	2	----
	BRONCO 18H FULL HIGH CAP HALF END	•	24"	24"	18"	23" +/-	----	3	635	4	----
	BRONCO 18H FLAT CAP UNIVERSAL & RUNNER	•	48"	48"	6"	26" +/-	----	2	550	4	----
	BRONCO 18H 9" STEP DOWN UNIT	•	48"	48"	9"	23" +/-	----	3	700	4	----
	BRONCO 18H FREESTANDING UNIT	◇	48"	48"	18"	23" +/-	11'	6	1,290	2	----
	BRONCO 18H FREESTANDING END/CORNER UNIT	◇	48"	48"	18"	23" +/-	----	9	1,345	2	----
	BRONCO 18H FREESTANDING HALF END	◇	24"	24"	18"	23" +/-	7'	3	605	4	----
	BRONCO 30H	◇	67.5"	53"	30"	45"	17'	14	4,600	----	----
	BRONCO 30H HALF UNIT	◇	33.75"	26.5"	30"	45"	17'	7	2,700	----	----
	BRONCO 30H UNIV. CORNER	◇	67.5"	67.5"	30"	45"	----	21	4,050	----	----
BRONCO 30H CAP UNIT	◇	67.5"	53"	30"	45"	17'	14	3,300	----	----	
BRONCO 30H CORNER CAP	◇	67.5"	67.5"	30"	45"	----	21	3,450	----	----	

Minnesota-made products listed above. Wooden pallet weights not included. F.S. (Free Standing) S.F. (Square Ft.) L.F. (Linear Ft.)

• = STOCK, ◇ = SPECIAL ORDER Lead time varies and minimum quantities may apply.

Product availability, weights, and pallet configuration vary by manufacturing facilities and mix designs.



PRODUCTS FOR STUNNING OUTDOOR ENVIRONMENTS

VERSA-LOK, ACCENT, BRONCO, BRUTE, COBBLE, MOSAIC, VERSA-GRID, VERSA-TUFF AND
VERSA-LIFTER ARE REGISTERED TRADEMARKS.

COLORS SHOWN MIGHT NOT MATCH PRODUCT COLORS EXACTLY AS PHOTOGRAPHIC AND PRINTING
PROCESSES ARE NOT CAPABLE OF REPRODUCING ALL PRODUCT COLORS. DUE TO MANUFACTURING PROCESSES,
COLORS MIGHT ALSO VARY BETWEEN PRODUCTION RUNS. PLEASE VISIT YOUR LANDSCAPING SUPPLIER TO VIEW
ACTUAL PRODUCT SAMPLES.

