










GDAY MATE,



WELCOME GUESTBOOK

Table of Contents

				Page No
	1.0	1.0	Welcome Message	3
		1.1	About Us	3
	2.0	2.0	Arrival & Departure Information	4
		2.1	Directions How to get to Us	4
		2.2	Check-in and Check-out times/rules	5
		2.3	Parking Information	5
		2.4	How to find your campsite once you arrive	5
	3.0	3.0	About your Campsite	6
		3.1	Bonnie Doon Manor Campsite 1	6
		3.2	Castle Serenity Vista Campsite 2	8
		3.3	Bonnie Brookside Bungalow Campsite 3	11
		3.4	Wi-Fi / Cell Phone Coverage	14
		3.5	Operating the Barbie (as known as BBQ or Grill or Griddle)	15
		3.6	Operating the Battery Pack	15
		3.7	Operating the Bathhouse	17
		3.8	About the Loo (Portaloo, “thunderbox” or toilet)	17
		3.9	Operating Lights	18
		3.10	Cleaning	18
		3.11	Rubbish	18
		3.12	Fires	19
		3.13	Safety & Campsite Area	19
		3.14	Damage/Breakages/Removal of Campsite Property	19
		3.15	Pet Policy	20
		3.16	Smoking	20
		3.17	Water	20
		3.18	Outdoor Safety	21
		3.19	Additional things for use	21
	4.0	4.0	Special Extras	22
		4.1	Complimentary Luxury Bath Robes	22
		4.2	Glossary of Aussie Slang	22
		4.3	Events/Functions	23
	5.0	5.0	Things to Do & See	24
		5.1	Leisure Pursuits in Area	24
		5.2	Near-by Attractions & Must Sees	25
	6.0	6.0	Eating & Drinking Guide	27
		6.1	Restaurants/Cafes/Bars if you want to go further afield	27
	7.0	7.0	Practical Area Information – Where do I find...?	28
		7.1	Emergency Services	28
		7.2	Things You May Need	28
	8.0	8.0	Acknowledgements	29
		8.1	Thank You	29

BONNIE DOON GLAMPING

Guest Welcome Handbook

Whitsunday Lane/Road, Westford VT 05494 USA

www.bonnieoonglamping.com
bookings@bonnieoonglamping.com

1.0 Welcome Message

Gday Mate,

Welcome to our place! & your home away from home in the woods of Vermont - with a touch of Australia thrown in! We hope that you enjoy your stay.



1.1 About Us

Coming from both American and Aussie backgrounds, bot Jonathan and I are passionate about providing our visitors with a UNIQUE unforgettable experience! After travelling the globe together for many years, we have built our eco -friendly off grid glamping retreat in the woods of Vermont from the ground up, while trying to encompass and bring the coolest features that we, ourselves have enjoyed around the world. Even though Vermont is home now, Australia will always be a part of us, and this is reflected in the Aussie artworks and nick knacks that you will find throughout your stay. As quoted in the Iconic Australian movie "The Castle"... "We are off to Bonnie Doon!" Come join us for a "Barbie" and experience the Serenity for yourself!

Also, if you like good old fashioned, down to earth great movies with good comedy and a great message – Check out the Aussie movie “The Castle” filmed in 1997, down under. It is a classic tale of David and Goliath and great viewing!!!

So come on – escape the rat race and problems of everyday life and come and check out the tranquillity of our property in the backwoods of Vermont USA! Escape the noise of the city and come and experience our off-grid lifestyle beside our babbling brook. ❤️ We are miles from any towns with nothing to hear but the native birds on the lake and the babbling brook flow down the rocks, but still close enough to be within 30-60 minutes of several cool alluring local spots such as Lake Champlain, Arrowhead Lake, Smugglers Notch & Scenic Highway, Stowe and even Canada to visit. The international airports of Burlington, Vermont USA & Montreal, Canada are easily accessible for connections to anywhere in the world. We can't wait to have you visit us!



BONNIE DOON GLAMPING

Guest Welcome Handbook

Whitsunday Lane/Road, Westford VT 05494 USA

www.bonnedoonglamping.com
bookings@bonnedoonglamping.com

2.0 Arrival & Departure Information

2.1 Directions How to get to Us

As we live completely off-grid out in the back woods of Vermont USA, there is no public transport close to us. Your only access to our property is via car or 4wd. Our closest airport is Burlington International, which is 30 mins away. Because we rely on solar power as our primary energy source, we kindly ask that guests check in before dark. Arriving earlier helps ensure visibility for a smooth and comfortable arrival.

Coming via Car: There are several ways to get to Westford VT, USA depending on which direction you are approaching from. However, once you get close to our place and turn on to Old Stage Road, Westford the roads change from bitumen to dirt/gravel. (Make sure you come via Old Stage Road – if you come from Milton side of Rogers Road YOU WILL NOT GET THROUGH, Google maps does not understand that Rogers Road is not fully accessible all the way from one side to the other. The ONLY Access is from Old Stage Road End Entry.) You can still reach our property in a normal car as the roads are graded regularly. You will not require a 4wd. Once you turn into Rogers Road, Westford proceed up the road past two houses on the right-hand side, then over a brook culvert. You will see a sign which reads -



Continue, on up the hill past this sign for another 1000 feet and you will turn into Whitsunday Lane/Road, and Bonnie Doon Glamping Carpark on the right-hand side. You have arrived!

** Fun Fact – **Whitsunday Lane** was named after the town in Australia where your host comes from. 😊



The Whitsunday's Queensland Australia

BONNIE DOON GLAMPING

Guest Welcome Handbook

Whitsunday Lane/Road, Westford VT 05494 USA

www.bonnieoonglamping.com
bookings@bonnieoonglamping.com

2.2 Check-in and Check-out times/rules

Check In Time: between 3pm – 8pm

Check Out Time: 10am

Because we rely on solar power as our primary energy source, we kindly ask that guests check in before dark. Arriving earlier helps ensure visibility for a smooth and comfortable arrival.

Your check in details and how to access your campsite will be emailed to your contact email, within 24 hours prior to your arrival.

Please ensure that you check out by 10am to allow us time to clean your site for incoming guests.

2.3 Parking Information

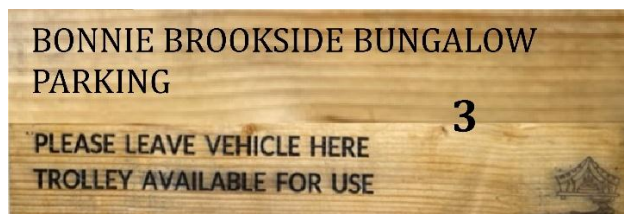
On arrival at Bonnie Doon Campground Carpark, proceed to park in the designated area associated with your campsite. There is only room for a normal size vehicle. No trailers or RVs allowed, sorry as there is limited turning space and road will not accommodate them. **You cannot drive your vehicle to your campsite.** You must continue on foot. A heavy duty trolley is supplied complimentary for your use to take your supplies to site.

Camp 1 – Bonnie Doon Manor (Luxury Tent)

Camp 2 – Castle Serenity Vista (A Frame Cabin & Bathhouse)



Camp 3 – Bonnie Brookside Bungalow (Luxury Brookside Cabin & Bathhouse)



2.4 How to find your campsite once you arrive

Once you have parked in your designated area and loaded all your supplies into your complimentary trolley you can make your way to your campsite on foot. Look for signs telling you which way to go and select the trail accordingly. Campsite 2 is on the right-hand side first, before you get to the flag poles. Campsite 1 and Campsite 3 are both past the flag poles and gates and down the gravel trail on ridge with solar lights. There are more signs along the way. Once you reach your campsite and your glamping accommodation experience there are specific instructions for each site in your check-in details. The walking trails are quite short and anyone with basic fitness level should have no trouble in navigating them. There is no wheelchair access onsite.

PLEASE DO NOT drive vehicles to campsites, as you may get into trouble, bogged or worse. Bonnie Doon Glamping does not take any responsibility for guests who try to take their vehicles further than the carpark.

BONNIE DOON GLAMPING

Guest Welcome Handbook

Whitsunday Lane/Road, Westford VT 05494 USA

www.bonnedoonglamping.com

bookings@bonnedoonglamping.com

**** Please Note: The trails to the campsites are not paved and the ground may be uneven in places. Like all hiking trails, please take care when traversing the trails in the woods as there may be slippery surfaces, fallen branches, tree roots and other obstacles along the way. Even though we endeavour to make every effort to regularly maintain the trails, Bonnie Doon Glamping does not take any responsibility for injuries incurred while traversing our trails.**



3.0 About your Campsite

3.1 Bonnie Doon Manor - Campsite 1 – Luxury Tent

Why rough it!... when you can Glamp!



Once you arrive at this site, proceed to the deck in front of the tent and access the lock box from the code given to you in your check in email. Once you open the lock box it will contain keys that you and then unlock the padlock which is attached to your tent itself. Please endeavour to leave the tent unlocked and the lock and keys on inside bench, when checking out. Do not relock tent. Then send us a text message to say you have left.

BONNIE DOON GLAMPING

Guest Welcome Handbook

Whitsunday Lane/Road, Westford VT 05494 USA

www.bonnieoonglamping.com
bookings@bonnieoonglamping.com

This completely off-grid campsite is high on a ridge overlooking one of our resident babbling brooks, come and while away the hours relaxing in an off grid picturesque natural woodland surrounding. Perched above a custom-built timber deck this campsite layout comprises both a luxury 20' x 16' Canvas Pavilion and an annex for protection from the weather. Adjoining the deck on one side is a custom-built outdoor timber bathhouse enclosure with instant hot water for both showering and a sink for washing up. Built with the beauty of the natural private surroundings in mind it has a clear roof and windowpanes to take in the forest views.

Beside the bathhouse is our revolutionary composting toilet. A huge game changer when it comes to the off-grid wilderness experience, using no water or power, and having no smell like other composting toilets, it is set to change the way we improve our footprint on the planet. We were proud to partner with "[Wasted Earth](#)" on this new revolutionary product and we are excited to be a part of this groundbreaking technology!



We have supplied the following items for your complimentary use while you stay with us.

Please see the listing below:

Description	Quantity	Description	Quantity
Queen Size bed	1	Blue tooth Speaker to play some tunes	1
Super Soft Pillows	4	BBQ (Griddle) & Gas bottle	1
Set of Luxury sheets	1	One Burner Cooker & Fuel	1
Blankets, Throw rug and cuddly friend	Assorted	Kettle	1
Super Soft Bath towels	2	Plates, Mugs, Glasses, Bowls	Assorted.
Kitchen towel	1	Chairs	Assorted
Handwasher & Handtowel	1+1	Cutlery & Cooking utensils	Assorted
Luxury Bath robes	2	Shampoo, Conditioner & Bath wash	Several
Pedestal Fan	1	80Qt Esky (cooler box) on wheels	1
Instant Hot Water Furnace	1	Aluminium Foil for BBQ	1
Outdoor Undercover Kitchen	1	Fire Extinguisher	1
Sink & Wash Basin	1	Hammock	1
Outdoor Bathhouse	1	Firepit	1
Indoor Table and chairs for meals	1+2	Charging socket for phone or CPAP	1
New Off Grid (No Smell) Toilet	1	Rubbish Bins (clearly marked)	3
Mirror	2	Battery operated lights assorted	Lots

BONNIE DOON GLAMPING

Whitsunday Lane/Road, Westford VT 05494 USA

Guest Welcome Handbook

www.bonnedoonglamping.com
bookings@bonnedoonglamping.com

Deck Chairs	2	Fully Charged Battery Pack	1+1
Bedside tables	2	Flashlight	1
Floor coverings	assorted	Smoke/Carbon Monoxide Detector	2
Books	Assorted	Adirondack Chairs	2
Heavy Duty Outdoor Trolley	1	Decorative Australian Nic Naks	Lots
Outdoor table for meals	1	Serenity	Mega Dose

**Additionally, for when the cooler months start available on request:

Electric Blanket & Battery Pack	Portable propane heater suitable use in tent
---------------------------------	--

Instructions on how to use all your supplies can be found in this handbook. We like you to remember that we are totally off-grid, so we appreciate you conserving your battery pack and water as much as you can while staying with us. All our power comes directly from the sun as we have no electricity, so we try to conserve energy as much as possible. Please turn off the battery packs at bedtime completely to conserve power. Do not leave running or you will drain your battery.

When shopping for your supplies, keep in mind that it is an open grill plate that you will use for cooking and you will need ice to keep your supplies chilled in your esky (Cooler Box) during summer.

3.2 Castle Serenity Vista – Campsite 2 – A-frame Cabin & Bathhouse

Our Group Gathering Vista!



BONNIE DOON GLAMPING

Guest Welcome Handbook

Whitsunday Lane/Road, Westford VT 05494 USA

www.bonnieoonglamping.com
bookings@bonnieoonglamping.com



Once you arrive at this campsite, access to both the cabin and the bathhouse can be obtained by using the codes listed in your check-in email, on the keypad doors. Situated amongst a peaceful wooded hollow providing a perfect vantage point for spotting the local wildlife, this completely off-grid campsite comes with several structures in one making it quite a unique experience. Let's face it, who wants ordinary when planning a special getaway!

Ideal for 2 couples wanting to share a celebration getaway together, or perhaps a whole family unit wanting to get away to nature or even a group of friends just wanting to hang out. The setup caters for 4, however we are happy to let a couple of extras bunk down with sleeping bags and tent on request! (This must be requested at time of booking and guests must supply the extra supplies themselves). In the first building, a massive A frame reverse dormer, are 2 luxury queen size beds both with screens for privacy at bedtime. There is also a sitting area within the cabin with throw cushions chairs and a big fluffy rug that you can snuggle up to someone special or maybe partake in some fun group games beside the heated gas fireplace in the colder months. Winter glamping is awesome fun!



Along with the A frame cabin the site boasts an equipped outdoor kitchen/bar and dining area atop a custom-built timber deck. This camp kitchen and bar area is a great undercover area for preparing meals and dining/entertaining/socializing. The cozy firepit circle below the camp kitchen deck is complete with comfy Adirondack chairs to relax in while you eat your s'mores. There is a custom corn hole set supplied and abundant room to challenge your mates to a game!

BONNIE DOON GLAMPING

Guest Welcome Handbook

Whitsunday Lane/Road, Westford VT 05494 USA

www.bonnedoonglamping.com

bookings@bonnedoonglamping.com

Behind the A frame and living areas is the amenities block equipped with not one but two showers to pick from. There is a custom designed fully enclosed bathhouse with an instant hot shower for when the weather is chilly. All the comforts of home, Ahhh the Serenity! but with the luxury of doing it the Glamping Way!



For those who are a little more adventurous in the summer months there is an outdoor instant hot water rain shower adjoining the bathhouse where you can be more at one with nature while you refresh after a day out hiking!



Also outside in the outdoor kitchen is a stainless steel sink and bench for cleaning up after cooking or entertaining. PLEASE DO NOT put any food scraps down the sink. Contained within the indoor bathhouse is a custom designed trough/sink for use, AND our revolutionary all new environmentally friendly off-grid composting toilet unit! Luxury personified. The new design composting toilet is a huge game changer when it comes to the off-grid wilderness experience, using no water or power, and having no smell like other composting toilets, it is set to revolutionize the way we improve our footprint on the planet. We are proud to partner with "[Wasted Earth](#)" on this new revolutionary product and we are excited to be a part of this groundbreaking technology!



wasted 

BONNIE DOON GLAMPING

Whitsunday Lane/Road, Westford VT 05494 USA

Guest Welcome Handbook

www.bonniedoonglamping.com
bookings@bonniedoonglamping.com

Come and while away the hours relaxing in the picturesque natural woodland surrounding with some friends. Enjoy a snooze in the large oversize tree hammock in while looking at the beautiful old trees surrounding the camp or a frosty beverage on your timber deck, with mates. Escape the rat race of everyday pressures or get adventurous exploring before coming back to camp and your cozy campfire under the stars.

Welcome to Castle Serenity Vista Campsite where marshmallows and friends get toasted! It's always more fun when you do it with friends!

With the new edition of the indoor bathhouse and toilet, away from the elements, you will be able to book well into the cooler months and experience both the fall colors of Vermont in all its finery, as well as maybe some snowfall of winter. The changing seasons are what's best about a trip into our woods. Every visit is unique. We have supplied the following items for your complimentary use while you stay with us.

Please see the listing below:

Description	Quantity	Description	Quantity
Queen Size bed	2	BBQ (Griddle) & Gas bottle	1
Super Soft Pillows	4+4	One Burner Cooker & Fuel	1
Set of Luxury sheets	1+1	80Qt Esky (cooler box) on wheels	1
Blanket	2+2	Kettle	1
Throw rugs	2	Plates, Mugs, Glasses, Bowls, Frypan	Assorted
Super Soft Bath towels	2+2	Cooking utensils	Assorted
Tea towel	2	Cutlery	Assorted
Blue tooth Speaker to play some tunes	1	Smoke/Carbon Monoxide Detector	3
Luxury Bath robes	2+2	Umbrella	1
Instant Hot Water Furnace	1	Corn Hole Set	1
Sink & Wash Basin	1	Chess Set	1
Floor coverings	assorted	Fire Extinguisher	2
Mirror	several	Hammock	1
Seating	Various	Rubbish Bins	3
Firepit	1	Battery operated lights assorted	Lots
Solar Lights	Assorted	Fully Charged Battery Pack	1
Other assorted furnishings	Lots	Flashlight	1
Indoor Bathhouse with Shampoo, Conditioner & Bath Wash	1	Chairs	Assorted
Outdoor Bathhouse	1	Adirondack Chairs	4
New Composting (No Smell) Toilet	1	Decorative Australian Nic Naks	Lots
Outdoor bar for dining	1	Bedside shelves	2
Outdoor Undercover Kitchen	1	Heavy Duty Outdoor Trolley	1
Charging socket for phone or CPAP	5	Serenity	Mega Dose

**Additionally, for when the cooler months start available on request:

Gas Heater will be turned on in the A-frame Cabin

BONNIE DOON GLAMPING


Guest Welcome Handbook

Whitsunday Lane/Road, Westford VT 05494 USA

www.bonnieoonglamping.com

bookings@bonnieoonglamping.com

3.3 Bonnie Brookside Bungalow – Campsite 3 – Tiny Cottage & Ajoinging Outdoor Deck & Outdoor B/House



Our Romantic Jewel in the Crown!!! Once you arrive and proceed down past the first 2 camps to the end of the campsite trail, you will arrive at campsite 3 – Bonnie Brookside Bungalow. To gain access to the cottage you will use the code listed in your check -in email and enter it on the keypad door.

Bonnie Brookside Bungalow is nestled among the tall trees overlooking the cascades of our wraparound brook.

Sit on the custom built, raised timber deck while listening and watching the water tumble over the giant rocks and into the stream below. There is always something so relaxing about watching or listening to water. Ahh the Serenity! Each element of this campsite has been meticulously planned out and built to utilize the best this location has to offer our guest. Being completely off-grid, at one with nature, yet still having creature comforts of home, this is the perfect place to treat that special someone for a special occasion or just somewhere to relax and get away from the everyday pressures of life. Why settle for ordinary when you're planning a getaway meant to be unforgettable!



Memories of a Lifetime can be made in a cottage bungalow by the brook. This romantic cottage bungalow is perfect for couples wanting to celebrate a special occasion or just wanting to be alone in peaceful surroundings together.

BONNIE DOON GLAMPING

Guest Welcome Handbook


Whitsunday Lane/Road, Westford VT 05494 USA

www.bonnedoonglamping.com

bookings@bonnedoonglamping.com



The interior of the cottage boasts a luxurious queen size bed with lots of opulent bed linen, an intimate table and chairs for candlelit dinners and a kitchenette full of everything you need to prepare and consume your banquets together. There are lots of extra little touches to make the space feel very cozy. The large door that adjoins to the outdoor custom built timber deck opens and latches back letting the outside beauty in. Once outside on the covered timber deck, there is an outdoor sitting area with large comfy Adirondack chairs for gazing at the brook and a BBQ and stainless-steel kitchen for cooking up some scrumptious meals. Further afield, down the custom-built stone steps is the firepit with more Adirondacks to lounge in. Ahhh the Serenity!



Beside the tiny cottage and outdoor timber deck sits a custom-built, one-of-a-kind bathhouse and eco-friendly toilet, thoughtfully designed to enhance the experience of being privately immersed in nature. The rustic bathhouse offers complete privacy while still providing uninterrupted views of the surrounding woods, allowing you to enjoy instant piping-hot showers after a long day's hike—or even during the chillier months. It's all the comforts of home, paired with the added luxury of doing it the *Glamping* way.

Along with the outdoor bathhouse is our revolutionary all new environmentally friendly off-grid composting toilet unit! Luxury personified. The new design composting toilet is a huge game changer when it comes to the off-grid wilderness experience, using no water or power, and having no smell like other composting toilets, it is set to revolutionize the way we improve our footprint on the planet. We are proud to partner with "[Wasted Earth](#)" on this new revolutionary product and we are excited to be a part of this groundbreaking technology!



wasted*

BONNIE DOON GLAMPING

Whitsunday Lane/Road, Westford VT 05494 USA

Guest Welcome Handbook

www.bonnieoonglamping.com
bookings@bonnieoonglamping.com

Come away and linger in the quiet beauty of the surrounding woodland with someone special. Spend unhurried hours curled up with a good book, or share a frosty drink on your timber deck as the brook murmurs nearby and the forest stretches out around you. Leave the rush of everyday life behind, explore hand in hand, then return to camp to settle in beside a crackling fire, wrapped in warmth beneath a sky full of stars.

With the comfort of a gas heater in the cottage, your escape can extend into the cooler months—when Vermont’s fall colors glow and the first whispers of winter snowfall appear. The ever-changing seasons lend a unique magic to every stay, making each visit a moment meant just for the two of you.

We have supplied the following items for your complimentary use while you stay with us.

Please see the listing below:

Description	Quantity	Description	Quantity
Queen Size bed	1	BBQ (Griddle) & Gas bottle	1
Super Soft Pillows	4	One Burner Cooker & Fuel	1
Set of Luxury sheets	1	80Qt Esky (cooler box) on wheels	1
Blanket	2	Kettle	1
Throw rugs	2	Plates, Mugs, Glasses, Bowls, Frypan	Assorted
Super Soft Bath towels	2	Cooking utensils	Assorted
Kitchen towel	1	Cutlery	Assorted
Luxury Bath robes	2	Smoke/Carbon Monoxide Detector	1
Instant Hot Water Furnace	1	Umbrella	1
Sink & Wash Basin	1	Rubbish Bins	3
Floor coverings	assorted	Brookside Bench	1
Mirror	several	Fire Extinguisher	2
Seating	Various	Battery operated lights assorted	Lots
Firepit	1	Fully Charged Battery Pack	1
Solar Lights	Assorted	Flashlight	1
Other assorted furnishings	Lots	Chairs	Assorted
Outdoor Bathhouse with Shampoo, Conditioner & Bath Wash	1	Adirondack Chairs	4
New Composting (No Smell) Toilet	1	Decorative Nic Naks	Lots
Outdoor bar for dining	1	Bedside tables	2
Outdoor stools for dining	2	Blue tooth Speaker to play some tunes	1
Outdoor Undercover Kitchen	1	Heavy Duty Outdoor Trolley	1
Charging socket for phone or CPAP	5	Serenity	Mega Dose

**Additionally, for when the cooler months start available on request:

Gas Heater will be turned on in cottage	Electric Blanket for Bed
---	--------------------------

3.4 Wi-Fi/Cell Phone Coverage

We’re excited to offer Wi-Fi at all of our campsites from Spring 2026 as we continue to level up your glamping experience! We know switching off completely isn’t always easy—especially if you need to stay in touch with loved ones. There is some mobile reception around the campsites, but it can be a little hit-and-miss and very weather-dependent. But let’s be honest... you didn’t escape to the woods just to listen to phones buzzing and

ringing, did you? 😊 So use the Wi-Fi if you need to—but we highly recommend giving your devices a little holiday too. Breathe in the fresh air, soak up the serenity, and enjoy some good old-fashioned nature time. 🌲 ✨

3.5 Operating the Barbie (as known as BBQ or Grill or Griddle)

The BBQ is powered by propane gas which is connected to the unit. Please turn on the control valve on top of the gas tank to start the flow of gas prior to commencement. The grill has an automatic ignite switch and 2 burners with a griddle plate for your convenience. Once you have finished cooking, please remember to turn off the flow of gas on the gas bottle and scape and wipe down the grill plate to keep clean for next usage. There is aluminium foil provided to aide in keeping the mess to a minimum. There is also a kettle and single burner stove for heating water for coffee, tea etc. It is run on a single Butane cannister. If the Butane cannister runs out there is a spare in the kitchen area. Please ensure that when replacing the Butane cylinder with a new one, read the



instructions thoroughly and that you line up the cylinder in the correct slot and lock it into position to start the flow of gas.

Safety is important to us. If you do encounter any mishaps of any nature, please use the fire extinguisher that is provided and contact us if you need further assistance or in the event of a fire. Ph 802 782 2394.

3.6 Operating the Battery Pack – Supply of Power

Bonnie Doon Manor – Campsite 1:

Operating the battery pack is simple — just turn it on using the main orange switch located at the end of the battery. This will power most items at the campsite that require electricity or charging. Then use the black tower for whatever function you need. Eg. Lights, Water, Fan etc PLEASE REMEMBER to conserve power where possible and switch the battery pack off at the main orange switch at the end of the evening. Turning it off stops the internal fan and prevents unnecessary battery drain.

The battery supplies power to the main lights, instant hot water heater, water pump for the sink and showers, fan, and any devices you wish to charge. The battery is connected to an external solar panel for recharging; however, if sunlight is limited and the battery level becomes low or runs out, we will recharge it for you during the day while you are out exploring. Please notify us if you need assistance with this early in the morning. (for multi-night stays).



A percentage display on the battery pack indicates the remaining charge. Please let us know early in the day if you think the battery will need recharging.

Castle Serenity Vista – Campsite 2:

Battery Pack – Step-by-Step Guide (Castle Serenity Vista)

1. **Battery Location**

The battery pack is located in the main A-Frame building for easy access.

2. **When You Arrive**

The main battery switch (located at the end of the battery) will already be turned **ON** for you.

3. **Turning Power On**

Use the **power board next to the window** to select what you want to run, such as:

- Bathhouse and instant hot water
- Outdoor kitchen lights
- Fans
- Other charging needs

4. **What the Battery Powers**

The battery supplies power to:

- Selected lights
- Instant hot water heater
- Water pump for sinks and showers
- Fans and device charging



5. **Conserving Power**

Please conserve power wherever possible by only using what you need.

6. **End of the Evening**

At bedtime, turn the battery pack **OFF** at the **main grey switch** on the end of the battery. (Circled in pic)
This stops the internal fan and prevents unnecessary battery drain.

7. **Solar Charging**

The battery is connected to an external solar field for recharging during the day.

8. **If Battery Runs Low**

If poor sunlight causes the battery to run low or run out, we will recharge it for you during the day while you are out exploring before you return to your campsite for the evening (for multi-night stays).

9. **Checking Battery Level**

A percentage display on the battery shows the remaining charge.

10. **Need a Recharge?**

Please notify us **early in the day** if you think the battery will need recharging so we can assist.

Bonnie Brookside Bungalow – Campsite 3:

Operating the battery pack is simple—just turn it on using the main orange switch located at the end of the battery. This will power most items at the campsite that require electricity or charging. Then use the black tower for whatever function you need. Eg. Lights, Water, Fan etc PLEASE REMEMBER to conserve power where possible and switch the battery pack off at the main orange switch at the end of the evening. Turning it off stops the internal fan and prevents unnecessary battery drain.



The battery supplies power to the main lights, instant hot water heater, water pump for the sink and showers, fan, and any devices you wish to charge. The battery is connected to an external solar panel for recharging; however, if sunlight is limited and the battery level becomes low or runs out, we will recharge it for you during the day while you are out exploring. Please notify us if you need assistance with this early in the morning. (for multi-night stays).

A percentage display on the battery pack indicates the remaining charge. Please let us know early in the day if you think the battery will need recharging.

3.7 Operating the Bathhouse

Both the outdoor and indoor bath house enclosures work just like your bath at home. Just remember to turn on switch at main battery source that runs the power to water pump before bathing. (There will be a label clearly marked saying “Water”) The hot water is heated by gas and is instant. You should not have to adjust any settings in the outdoor bath houses to get piping hot showers. There are individual sets of instructions in all the bathhouses and toilets with “how to” guides.

3.8 About the Loo (toilet)(or thunderbox as Aussies like to call it) In association with



Imagine a world where your bathroom break helps the environment! 🌱 [*Offgrid Toilet Solutions](http://Offgrid Toilet Solutions) offers a waterless, odorless, and wallet-friendly way to stay clean and green in non-sewered areas and outdoor spots. Our innovative urine-diversion toilet transforms waste into natural fertilizers and organic matter, just like nature intended. It’s eco-friendly magic right at your fingertips!

And guess what? Using our toilet feels just like home. So, go ahead—flush away your worries without having to use a bucket or gross-smelling composting toilet, and embrace the sustainable future of sanitation! 🚽 ✨

Pro-tip: For those who don’t like to take on the outdoors and noises in the dark in the woods, consider keeping a labelled pee bottle next to your bed for peeing at night or for winter camping. Then, in the morning, pour out the contents into the toilet! It’s less scary than taking of the woods in the dark. 😊

3.9 Operating Lights

Most outdoor lighting around the campsite is solar-powered and will automatically turn on at dusk, provided there has been sufficient sunlight to charge the batteries. Interior lights within and around your site and the bathhouse are connected to the main battery pack. Please help conserve power by turning off lights when they are not in use.

3.10 Cleaning

Let's face it—no one enjoys cleaning, but it's a part of life and helps keep our space comfortable for everyone. We kindly ask that you respect our campsites during your stay and avoid leaving open food or rubbish around, as this can attract wildlife.

If you're bringing a pet, please follow our pet guidelines and keep them off our bed linens. You're very welcome to bring a cozy bed or blanket so your furry friend has their own special place to sleep. Never leave your pet unattended at camp as there is native wild animals in woods and we do not want any accidents while you are away.

At checkout, please leave all used towels and bathrobes in a pile beside the bed for collection—there's no need to strip the bed, as we'll take care of that for you. During your stay, we do ask that you wipe down the BBQ after each use to help deter wildlife from visiting or nesting, and that all dishes and utensils are washed and dried after use.

3.11 Rubbish

No need to worry—we've got your rubbish covered! All we ask is that you place all waste in the bins provided onsite. We care deeply about our environment, and here in Vermont's beautiful Green Mountains, recycling is a big deal. 🌱 Please help us keep this little slice of paradise pristine by not littering and by using the bins at your campsite. If something doesn't fit or the bin happens to be full, simply place it neatly beside the bins and we'll take care of the rest.

PLEASE REMEMBER NOT TO LEAVE OPEN FOOD OF ANY KIND OUT OR OPEN OVERNIGHT AS THIS WILL ATTRACT NATIVE WILD ANIMALS INTO YOUR CAMPSITE. NO ONE WANTS A CLOSE ENCOUNTER EVEN IF THAT ENCOUNTER IS OF A CUTE VARIETY. (BEARS AREN'T CUTE AT ANY TIMES)

Thank you for your co-operation. Let's keep our planet clean. No one likes a litter bug! 😊



3.12 Fires

Yes, to answer your question, you may have a campfire.



What's a camping trip without a campfire? Sitting around glowing embers, listening to your favourite music, and toasting s'mores is all part of the magic. ❤️

That said, keeping everyone safe is incredibly important to us. With so much surrounding woodland, even a small fire can become dangerous if not handled responsibly. Please use caution when starting and maintaining your fire, and always keep it contained within the designated fire ring.

For peace of mind, a fire extinguisher is provided in your kitchenette, and emergency contact details for the local fire department can be found in your handbook. These are safety backups we hope you'll never need—common sense and care go a long way.

Fire danger is taken very seriously here. While campfires are generally welcome, if the local Fire Warden declares a high-risk period, all fires will be prohibited for everyone's safety.



3.13 Safety & Campsite Area

When it comes to your campsite, the rule is simple: have a great time! Feel free to bring your tunes and enjoy your Bluetooth speaker, but please remember that quiet hours begin at 10pm—so keep the volume respectful for your fellow campers. 🎵

For everything else, treat this place like the special gem it is. Please don't litter, respect your surroundings, and help us keep the property clean and beautiful. Most importantly, remember—you're in the woods! That means you may hear unfamiliar noises and encounter wildlife. While we can't control nature, you can help avoid issues by using common sense: store food in sealed containers, clean up after meals, and never leave rubbish behind.

If everyone does their part, this little slice of paradise will stay gorgeous for years to come—and you'll be able to return for many more adventures. 🌲 ✨

3.14 Damage/Breakages/Removal of Campsite Property

Nobody likes broken or missing stuff—and we're no exception! 🚫 If it's here, it stays here. Please don't "borrow" anything from your campsite that isn't yours, and show a little love for our things.

We know accidents happen—fires, frisbees, or flying s'mores can get a little wild—but any damage caused during your stay might mean a charge to your card to fix it. Treat it kindly, and everyone leaves smiling! 😊

BONNIE DOON GLAMPING

Guest Welcome Handbook


Whitsunday Lane/Road, Westford VT 05494 USA

www.bonnedoonglamping.com
bookings@bonnedoonglamping.com

3.15 Pet Policy

Well-behaved, leashed pets are more than welcome to tag along! 🐾 We love animals (we've got a couple of our own!) and can't wait for your furry friends to hang out too. Just remember to keep them on a leash and close to your campsite—wandering off isn't fun for anyone.

Meet our own four-legged stars: Duke and Bella! ❤️



Please respect our space by keeping pets off furniture and bedding, but feel free to bring their favorite bed so they can feel right at home. Never leave your pet unattended at camp by themselves and if you're planning to explore the walking trails, make sure your pet is on a leash for their safety. Nobody likes surprises or mishaps!

And don't forget—let us know at booking time if your pet is joining the adventure.

3.16 Smoking

Smoking or vaping is NOT permitted inside the tent/cabins. You may smoke/vaping outside so long as you dispose of butts appropriately in a rubbish bin provided or the firepit.



3.17 Water

As mentioned previously, we are completely off-grid and place a high value on conserving our natural resources, which we consider a precious gift. The water supplied to your campsite is non-potable. It is safe for bathing, washing dishes, handwashing, and boiling for coffee or similar uses; however, we kindly ask that you limit water use to necessities only. Please be sure to include bottled drinking water in your supplies.



3.18 Outdoor Safety

Many people are discovering the positives of being outdoors. Health professionals have found that being outside for just two hours a week is beneficial for a person's health and wellbeing.

While there are many pros to being outdoors, recreational activities can also pose a threat to the environment and recreational adventurers. So, while you are glamping, camping, hiking, or visiting an outdoor attraction, it is crucial to maintain certain best practices to help ensure the safety of you, and the integrity of the environment.

1. Plan Ahead - To make the most of your outdoor time, it's important to plan before leaving for your destination. Go during the safest time of day. If you are participating in outdoor activities for the first time and have never been to the destination, it's important to go during a safe time of the day. Make sure you have enough daylight to see where you are going and to ensure you won't get stuck in an unknown location at nighttime.
2. Communicate - Many hikers, and other outdoor enthusiasts may find themselves lost during an excursion. This situation can become instantly overwhelming and may push back your expected arrival time. Outdoor recreation can come with risks, and it's important to let friends and family know your plans in case something happens. Consider telling a few friends and family this pertinent information.
3. Bring the Right Gear - If you are planning on going hiking or outdoor adventuring, make sure you bring the right gear with you to ensure you have a successful outing.
4. Don't Venture Out Alone - While many people enjoy camping or hiking alone, it can be overwhelming for outdoor beginners. Do not overestimate your abilities. Bringing a friend with you when you camp, or hike can be very helpful. Even if you can't bring another human with you, you can always take your canine companion.
5. Practice leaving No Trace! - When out hiking or exploring, please remember to take all your rubbish with you and do not destroy any of the natural woodlands. Minimize your footprint.
6. Stay in Designated Areas - Camping or hiking in designated areas can help lessen the impact you have on the outdoors. Stay on constructed trails and within boundaries of campsites for your safety.
7. Leave Wildlife Alone - While seeing animals in the wild can be inspiring, it is best to leave them alone. Loud noises and quick movements can cause the animal stress and affect its ability to live in rigorous environments. If the animal becomes dependent on campers feeding it, it could lose its ability to hunt or forage. Please do not feed any wildlife if you are lucky enough to have a close encounter. We DO NOT allow ANY hunting whilst on our property. Please do not leave out any food stuffs as this will attract wild animals to your campsite.
8. Hydrate - Campers and hikers that engage in physical activity should hydrate regularly.
9. Bring a First Aid Kit - Make sure you pack a small first aid kit whenever you plan on travelling outdoors.

3.19 Additional things for use



Hiking, exploring, and visiting attractions aren't for everyone—and that's perfectly fine. You're welcome to relax and enjoy any of the extras available at your campsite during your stay such as games, books etc. We simply ask that if you use any of them, you do so responsibly and return everything as you found it, stored properly and

protected from the weather, so future guests can enjoy them as well.

4.0 Special Extras

4.1 Complimentary Luxury Bath Robes

Each luxury campsite comes with luxury bath robes for you to enjoy while staying with us. There is nothing better than getting out of a hot shower and into a cosy robe while sitting by the campfire.



4.2 Glossary of Aussie Slang



BBQ or Barbie	Grill or Cooktop
A few kangaroos loose in the top paddock	Someone who is a bit strange or daft
Aussie	Australian
Fair Dinkum	True or Genuine
Bonza Cobber	Excellent Friend
Flat Out Like A Lizard Drinking	Extremely busy
Budgie Smuggler Free Zone	Tight fitting swim trunks not permitted
Stone The Crows Or I'll be bugged	Truly amazed
Gday Mate Howzit Goin	Hello, How are you
Esky	Portable Cooler Box
Spit the Dummy	Loose your temper
Stop fluffing around	Taking too long to do something
Having a whinge	To moan or complain without good reason
Tall Poppy Syndrome	Distaste for any kind of success by others
Pull Ya Head In	Shut up and mind your own business
She'll be right Mate	Everything will be ok
Double Pluggers	Very good flip flops
Your Shout	Its your turn to shout a round of drinks
Bloody oath	Yes that is the truth
Two pot screama	Someone who gets drunk easily
Woop Woop	A isolated destination that is far away
Within Cooe	Its close by
Dingo's breakfast	Not to have any breakfast
Gone walkabout	To be lost or can't be found
"We're off to Bonnie Doon"	As quoted in the iconic Aussie movie "The Castle" this is like going to your happy place of Relaxation and Serenity... Hence why we chose this name for our business. 😊


BONNIE DOON GLAMPING

Guest Welcome Handbook

Whitsunday Lane/Road, Westford VT 05494 USA

www.bonnieoonglamping.com
bookings@bonnieoonglamping.com

4.3 Events/Functions



We're thrilled to offer our property as the setting for your next unforgettable event! Imagine an intimate woodland wedding, followed by a lively celebration in a flowing silk marquee... or perhaps a milestone birthday spent gathered with friends around a crackling bonfire beside a babbling brook. Picture a long Fourth of July weekend with mates, lawn games and cornhole, a gourmet dinner served under a sky full of stars, or a wedding anniversary celebrated around the campfire with the outdoor kitchen and bar close at hand.

Whatever the occasion, how much more magical would it be—deep in the woods, beneath the stars?

Get in touch with us today to explore what we can offer and start planning your special event.

 bookings@bonnieoonglamping.com



*Endless
Possibilities*

BONNIE DOON GLAMPING

Guest Welcome Handbook

Whitsunday Lane/Road, Westford VT 05494 USA

www.bonnedoonglamping.com
bookings@bonnedoonglamping.com

5.0 Things to Do & See

5.1 Leisure Pursuits in Area

If you'd prefer to stay close to camp and relax, or take your pet for a walk, Rogers Road continues past our carpark turnoff and follows the old logging road. It offers beautiful natural scenery and is largely free of traffic, making it ideal for a peaceful stroll. For safety while exploring the woods, please ensure pets are kept on a lead at all times.

For those who are the more adventurous type:

Fishing – Boating – Kayaking – Swimming

Arrowhead Mountain Lake, Chittenden County, Vermont. (9.5 miles)

This beautiful body of water covers an area of 720 Acres. It is a popular destination for Outdoor Enthusiasts, offering a wide range of Recreational Activities. One of the primary attractions of Arrowhead Lake is its diverse fish population. Anglers can enjoy catching a variety of fish species, including Northern Pike, Pickerel, Panfish, Rainbow Trout, and Smallmouth Bass. The lake's clear waters and varied aquatic habitats make it an ideal location for both novice and experienced anglers. Aside from Fishing, Arrowhead Mountain Lake offers a range of other water-based activities. Visitors can enjoy **Boating, Water Skiing, Kayaking, and Canoeing** on the lake's calm and serene waters. The Lake's size also makes it an ideal spot for **Swimming**, with several public beaches and designated swimming areas available to visitors.



Hiking – Swimming

Smugglers Notch Scenic Drive, Cambridge, Vermont (22 miles)

Spruce Peak and Sterling Pond Loop highlights vibrant foliage especially if you choose to explore Smugglers' Notch as the fall colors are present. Bring your trail shoes as



BONNIE DOON GLAMPING

Guest Welcome Handbook

Whitsunday Lane/Road, Westford VT 05494 USA

www.bonnedoonglamping.com
bookings@bonnedoonglamping.com



this area has an abundance of stunning hikes as well.

Hiking to Bingham Falls is rewarding for many reasons; people not only come to see the falls, but also to swim in the refreshing, icy cold swimming holes as well. The main falls are tucked away along the walls of a deep, rocky gorge that has been formed naturally over time. The trek down to the falls or up to Sterling Pond is quite challenging and not for the fainthearted but the views is very rewarding.

If you are visiting in the fall/winter Smugglers Notch is a great place to experience the snow and skiing activities, as well as those mentioned above.



5.2 Near-by Attractions & Must Sees

Covered Bridges of Vermont

For something a little different... Have you ever seen the movie "Bridges of Madison County" starring Clint Eastwood and Meryl Streep. A wonderful romance. Well Vermont has a lot of wonderful history and loads of covered bridges to visit. Below is just a small sample that we have in our local area. Why not pack a picnic and go for a drive. Browns River, Grist Mill, Power House, Jaynes, Montgomery & Fairfax covered bridges, each have their own history.

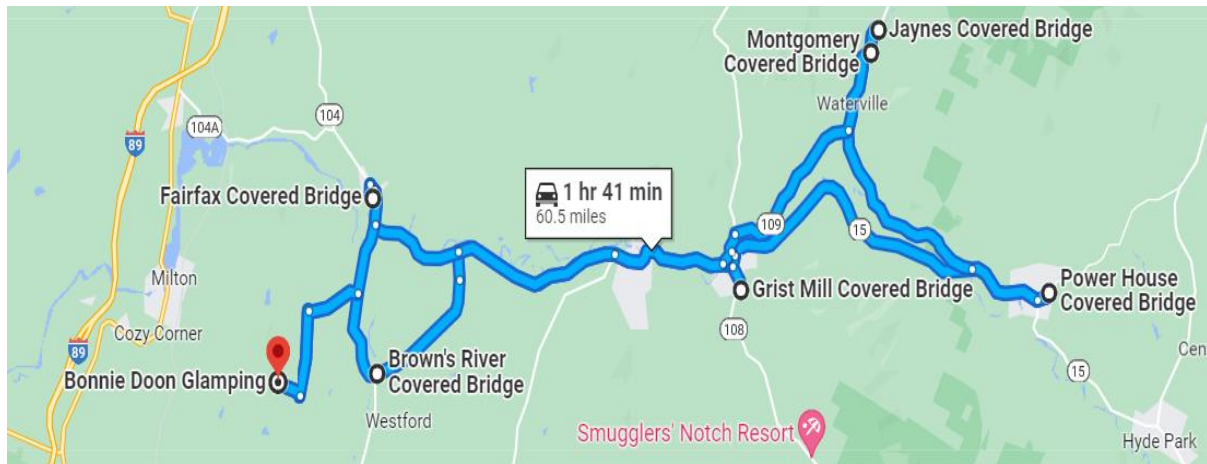
BONNIE DOON GLAMPING

Guest Welcome Handbook

Whitsunday Lane/Road, Westford VT 05494 USA

www.bonniedoonglamping.com

bookings@bonniedoonglamping.com



Lake Champlain & Ausable Chasm

Another great day out is a loop drive around Lake Champlain or Ausable Chasm NY or both!

The refreshing thing about **Lake Champlain**, apart from the gorgeous, Adirondack-flanked Lake itself is its lack of bustle and over-development. There is lots to do, like hike, golf, camp and take boat cruises, go fishing, but the beauty is, how easy it is to not do anything. Lake Champlain

is one of the largest freshwater lakes in the country! Check out these numbers for a glimpse of why Lake Champlain stands out: 500 miles of shoreline, Depths of up to 400 feet, 80 species of fish, 120 miles long, And 70 islands. That's pretty impressive! Legend even has it that "Champy" the lake monster lives here.....



BONNIE DOON GLAMPING

Guest Welcome Handbook

Whitsunday Lane/Road, Westford VT 05494 USA

www.bonnieoonglamping.com
bookings@bonnieoonglamping.com

Ausable Chasm is known as the Grand Canyon of the Adirondacks, a sandstone gorge that offers incredible views, various hiking trails, and waterfalls. There are five miles of hiking trails for you to explore, including the scenic Inner Sanctum and Rim Walk trails. In the summer, go rafting or tubing along the river to beat the heat. You can also rock climb, rappel, and go on an obstacle course. Before you leave, pop by the Visitor Center to learn more about Ausable Chasm's geological history.



6.0 Eating & Drinking Guide

6.1 Restaurants/Cafes/Bars if you want to go further afield

There are heaps of great restaurants, cafes, diners and bars in our region if you don't feel like cooking or chilling by the campfire. These are just a couple of our personal favourites:

Athens Diner Winooski 46 Highpoint Centre, Colchester, VT 05446 Phone: (802) 655-3455 Quirky Décor & Awesome Breakfasts ★ ★ ★ ★ ★	The Spanked Puppy 116 Main St, Colchester, VT 05446 Phone: (802) 878-6440 Great Outdoor Biergarten & Bloody Mary's ★ ★ ★ ★ ★	Windjammer Restaurant & Upper Deck Pub 1076 Williston Rd, South Burlington Phone: (802) 862-6585 Superb Fine Dining & Great Bar ★ ★ ★ ★ ★
--	--	--



BONNIE DOON GLAMPING

Guest Welcome Handbook

Whitsunday Lane/Road, Westford VT 05494 USA

www.bonniedoonglamping.com
bookings@bonniedoonglamping.com



7.0 Practical Area Information – Where do I find...?

7.1 Emergency Services

In case of an emergency please call: 911

Police Essex Police Department, 145 Maple St, Essex Junction, VT 05452 Phone: (802) 878-8331	Ambulance Fairfax Non-Emergency 13 Goodall St, Fairfax, VT 05454 Phone: (802) 849-2773	Fire Department Town of Milton Fire Dpt 47 Bombardier Rd, Milton, VT 05468 Phone: (802) 891-8080
---	--	---

7.2 Things You May Need

Convenience Store	Westford Country Store & Café 26 Common Road Westford Vt 05494 Phone: (802) 871-5963	Open Mon – Sat Check times	10 mins
Grocery Store	Steeple Market 1098 Main St, Fairfax, VT 05454 Phone: (802) 849-6872	Open Daily Check times	11 mins
	Price Chopper 90 Center Rd, Essex Junction, VT 05452 Phone: (802) 878-5163	Open Daily 6am – 11pm	15 mins
Gas Station & Liquor Store	Minors 874 Main St, Fairfax, VT 05454 Phone: (802) 849-6838	Open Daily Check times	10 mins
	Essex Sunoco 76 Center Rd, Essex Junction, VT 05452 Phone: (802) 879-8951	Open 24 hours Daily	14 mins
Pharmacy	CVS Pharmacy 7 Essex Way, Essex Junction, VT 05452 Phone: (802) 879-7438	Open Daily 8am to 8pm	14 mins

8.0 Acknowledgements

We would like to acknowledge our partners at “[Wasted Earth](#)” for allowing us to trial their new revolutionary product and we are excited to be a part of this groundbreaking technology!



8.1 Thank You

We believe the best form of advertising is always word of mouth! We hope you’ve enjoyed your stay and that you’ll share your experience with friends and family. As we’re still growing and expanding our campsites, we’re continually working to improve and enhance our services.

Please feel free to leave a note in the guest comments book inside your lodging before you depart. We truly value your feedback. If you’d like to send us a review for our website or share any additional comments about your stay, you’re welcome to email us at <mailto:bookings@bonnieoonglamping.com>.

Come see us again soon. 😊

THANK YOU



Ahhh the Serenity...