

TEXAS STONE YARD PREMIER BUILDINGS

(210)827-4844

WWW.TEXASSTONEYARD.COM

DELIVERY INFORMATION FOR PREMIER BUILDINGS

UNITED SHED TRANSPORT (210)556-8360

Off Lot Deliveries - 10 to 15 business days*
Custom Order Buildings - 25 to 35 business days*
A business day is classified as Monday – Friday
*weather permitting

*PLEASE PREPARE YOUR PROPERTY FOR DELIVERY!
If the building cannot be set it will be returned to the lot and you will incur a fee for re-delivery.*

CUSTOMER MUST BE PRESENT FOR DELIVERY!

DELIVERY FEES

WITHIN 50 MILES FROM THE LOT- FREE DELIVERY
AFTER 50 MILES- \$6/MILE 8'-12' WIDE BUILDINGS
AFTER 50 MILES- \$8/ MILE 14'-16' WIDE BUILDINGS
PAID TO THE DELIVERY DRIVER AT THE TIME OF DELIVERY

RENT TO OWN PURCHASE INFORMATION

Summit Management Group
MAIL PAYMENTS TO: PO BOX 489, Milan, TN 38358
PHONE (731)686-0065 FAX (731)686-0067 EMAIL:
customerservice@summitmanagement.group WEBSITE: www.makeapayment.com

FULL PURCHASE (NOT RENT TO OWN) INFORMATION

PREMIER CUSTOMER SERVICE- (844)879-1468 EXT 2043
REGIONAL SALES MANAGER- Eric Logan (817)774-1079

REPAIR & WARRANTY CLAIMS INFORMATION

<http://www.premierbuildings.us/warranty-form>

PREMIER PORTABLE BUILDINGS – BLOCK COUNT

6-8 WIDE	# BLOCKS	10 WIDE	# BLOCKS	12 WIDE	# BLOCKS	14 WIDE	# BLOCKS	16 WIDE	# BLOCKS
6X10	6	10X10	6	12X12	16	14X12	16	16X12	16
6X12	8	10X12	8	12X14	16	14X16	16	16X16	16
8X10	8	10X16	8	12X16	16	14X20	16	16X20	16
8X12	8	10X20	8	12X20	16	14X24	20	16X24	20
8X16	8	10X24	10	12X24	20	14X32	24	16X32	24
				12X32	24	14X36	28	16X36	28
				12X36	28	14X40	32	16X40	32
				12X40	32	14X44	32	16X44	32
						14X46	36	16X46	36
						14X50	36	16X50	36
						14X54	40	16X54	40

- **This is the MINIMUM block count IF THE GROUND IS LEVEL!**

- Blocks needed for 6-10 wides are 4x8x16 SOLID PADS
- Blocks for 12-16 wides 8x8x16 Cinder Blocks and/or 4x8x16 SOLID PADS

***For buildings that will be 8 inches in the air – concrete blocks are recommended for stability*

***For buildings OVER 20 ft long – concrete blocks are highly recommended for leveling the building*

- **Buildings are NOT REQUIRED to sit on blocks**


PREMIER BUILDINGS DOES NOT PROVIDE BLOCKS!

Drivers ONLY provide small pressure treated wooden blocks & shim wedges for shimming the building to make it sit level on your property. Blocks below are only an example

4x8x16 SOLID PADS



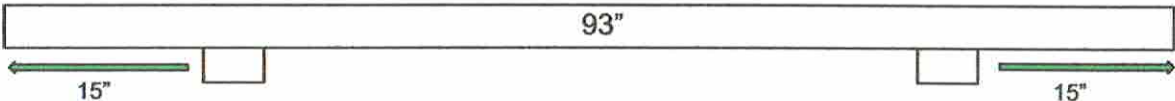
8X8X16 CINDER BLOCKS




BLOCKING OVER 18" HIGH WILL INCUR AN ADDITIONAL FEE AT THE TIME OF DELIVERY

EACH END WILL HAVE A RIM JOIST THAT WILL ADD 1.5" TO EACH MEASUREMENT TO GET TO THE END OF THE BUILDING.

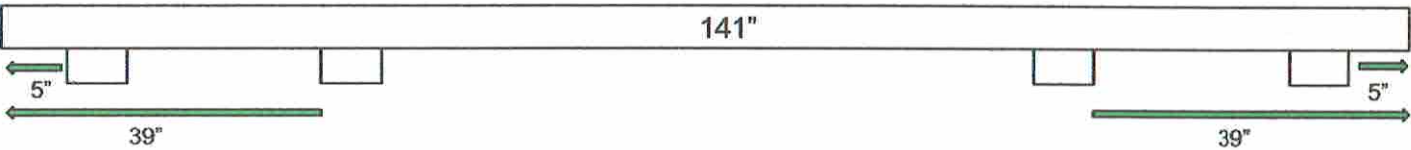
8' TRUE




10' TRUE



12' TRUE



14' TRUE



16' TRUE

