



Province of Alberta

## TRAFFIC SAFETY ACT

# COMMERCIAL VEHICLE DIMENSION AND WEIGHT REGULATION

### **Alberta Regulation 315/2002**

With amendments up to and including Alberta Regulation 80/2013

### Office Consolidation

© Published by Alberta Queen's Printer

Alberta Queen's Printer  
5<sup>th</sup> Floor, Park Plaza  
10611 - 98 Avenue  
Edmonton, AB T5K 2P7  
Phone: 780-427-4952  
Fax: 780-452-0668

E-mail: [qp@gov.ab.ca](mailto:qp@gov.ab.ca)  
Shop on-line at [www.qp.alberta.ca](http://www.qp.alberta.ca)

### **Copyright and Permission Statement**

Alberta Queen's Printer holds copyright on behalf of the Government of Alberta in right of Her Majesty the Queen for all Government of Alberta legislation. Alberta Queen's Printer permits any person to reproduce Alberta's statutes and regulations without seeking permission and without charge, provided due diligence is exercised to ensure the accuracy of the materials produced, and Crown copyright is acknowledged in the following format:

© Alberta Queen's Printer, 20\_\_.\*

\*The year of first publication of the legal materials is to be completed.

### **Note**

All persons making use of this consolidation are reminded that it has no legislative sanction, that amendments have been embodied for convenience of reference only. The official Statutes and Regulations should be consulted for all purposes of interpreting and applying the law.

(Consolidated up to 80/2013)

**ALBERTA REGULATION 315/2002**

**Traffic Safety Act**

**COMMERCIAL VEHICLE DIMENSION AND  
WEIGHT REGULATION**

*Table of Contents*

- 1 Definitions
- 2 Application and exemption
- 3 Prohibitions

**Part 1  
Commercial Vehicle Dimensions**

- 4 Maximum dimensions
- 5 Outside projections
- 6 Width exceptions for farm equipment
- 7 General width exceptions
- 8 Width and height exceptions

**Part 2  
Commercial Vehicle Weights**

- 9 Maximum weight

**Part 3  
Special Conditions**

- 10 Emergency exceptions
- 11 Bridges
- 12 Road bans
- 13 Licence of occupation road

**Part 4  
Overdimensional and Overweight Commercial  
Vehicles**

- 14 Definition
- 15 Overdimensional safety requirements
- 16 Escort vehicles
- 17 General provisions
- 18 Overweight permits

**Part 5  
Permit Fees**

- 19 Permit fees

**Part 6  
Miscellaneous**

- 20 Transitional  
21 Offences  
22 Repeal  
23 Expiry  
24 Coming into force

Schedules

**Definitions**

- 1 In this Regulation,

- (a) “A-hitch” means a trailer converter dolly or a turntable assembly that is towed from a single hitch located on the centre line of the towing vehicle;
- (b) “A-train” means a combination of vehicles consisting of a truck tractor, a semi-trailer attached to the rear end of the truck tractor and either
- (i) a full trailer attached to the rear end of the lead semi-trailer by an A-hitch,
  - (ii) a pony trailer attached to the rear end of the lead semi-trailer,
  - (iii) a pole trailer attached to the rear end of the lead semi-trailer, or
  - (iv) a trailer converter dolly attached to the rear end of the lead semi-trailer;
- (c) “Act” means the *Traffic Safety Act*;
- (d) “approved warning device” means an advance warning triangle, a flare or a reflector that meets the specifications for an advance warning triangle, a flare or a reflector, as the case may be, established by
- (i) the Society of Automotive Engineers, or
  - (ii) the Canadian Standards Association;

- (e) “axle spread” means the longitudinal distance between the centres of the outside axles of an axle group;
- (f) “B-train” means a combination of vehicles consisting of a truck tractor, a semi-trailer attached to the truck tractor and a semi-trailer attached to the lead semi-trailer by means of a fifth wheel mounted no more than 0.3 metres behind the centre of the last axle on the lead semi-trailer;
- (g) “bed truck” means a truck
  - (i) that is equipped with a cargo carrying deck,
  - (ii) that is equipped with a winch for self loading that has a pulling capacity of at least 18 000 kilograms, and
  - (iii) that may be coupled to a semi-trailer by means of a fifth wheel,but that is not equipped with a sleeper cab;
- (h) “box length” means, with respect to a combination of vehicles, the longitudinal dimension from the forwardmost part of the lead trailer or its load, whichever is further forward, to the rearmost part of the last trailer or its load, whichever is the greatest distance from the front of the lead trailer, exclusive of any extension in the dimension caused by auxiliary equipment or machinery at the front of the lead trailer that is not designed for the transportation of goods;
- (i) “carrying axle” means any axle that is not a steering axle;
- (j) “C-hitch” means a trailer converter dolly that is
  - (i) equipped with a frame that is rigid in the horizontal plane, and
  - (ii) connected with 2 hitches located in a parallel line on the towing unit so as to preclude any rotation in the horizontal plane about the hitch points;
- (k) “C-train” means a combination of vehicles consisting of a truck tractor, a semi-trailer attached to the truck tractor and a semi-trailer attached to the rear end of the lead semi-trailer by means of a C-hitch;
- (l) “darkness” means the period commencing one hour after sunset and ending one hour before the next following sunrise or, when due to insufficient light or unfavourable atmospheric conditions, objects are not clearly discernible on the highway at a distance of 150 metres ahead;

- (m) “Director” means the Director of the Transport Engineering Branch of the Department of Transportation;
- (n) “drawbar” means a structural member attached to the frame of a turntable assembly, pony trailer or trailer converter dolly, and includes a device for the purpose of coupling with a trailer hitch or fifth wheel;
- (o) “drawbar length” means
  - (i) the longitudinal distance from the centre of the hole for the kingpin in the fifth wheel of a trailer converter dolly, or
  - (ii) the axle steering pivot centre for a turntable to the centre of the hitching device on the towing vehicle;
- (p) “effective rear overhang” means the longitudinal distance from the turn centre of the rear axle group of a commercial vehicle to the rearmost point of
  - (i) the vehicle, or
  - (ii) the load on the vehicle,whichever is the greater distance;
- (q) “farm equipment” means equipment designed and intended for use in farming operations, other than a truck, trailer or semi-trailer, but does not include farm equipment that is loaded on a truck, trailer or semi-trailer or that is towing equipment other than another piece of farm equipment;
- (r) “fifth wheel” means a coupling device that is mounted on the vehicle chassis and that consists of a skid plate, associated mounting brackets and latching mechanism that couples or connects to a kingpin located on the other vehicle or component, for the purpose of supporting or towing a semi-trailer;
- (s) “flashing lamp” means a flashing lamp as defined in the *Vehicle Equipment Regulation*;
- (t) “full trailer” means a trailer
  - (i) that has an axle group located at or near its front end and at or near its rear end, and
  - (ii) that primarily carries the entire weight of the trailer and any load on the trailer on its own axles,

and includes a semi-trailer that is converted to a full trailer by means of a trailer converter dolly;

- (u) “gross weight” means
  - (i) in respect of a single axle of a vehicle, the total weight that a single axle transmits to a highway;
  - (ii) in respect of an axle group of a vehicle, the sum of the weights transmitted to a highway by all of the axles within the axle group;
  - (iii) in respect of a tire of a vehicle, the total weight that the tire transmits to a highway;
  - (iv) in respect of a vehicle, the total weight of a vehicle or combination of vehicles calculated as the sum of the weights transmitted to a highway through each of the axles;
- (v) “hitch offset” means the longitudinal distance from the rear turn centre of a semi-trailer, truck or full trailer to the centre of the hitching mechanism provided for towing a trailer behind the semi-trailer, truck or full trailer;
- (v.1) “industrial park” means an area designated as an industrial park within a municipality;
- (w) “interaxle spacing” means the longitudinal distance separating two axles or axle groups, or a steering axle and an axle group, as calculated from the centres of the two adjacent axles;
- (x) “intercity bus” means a bus designed to carry more than 15 passengers, including the driver, and equipped with facilities to allow extended travel without stopping;
- (y) “jeep logger” means a combination of vehicles
  - (i) consisting of a truck tractor, a semi-trailer and a pole trailer, and
  - (ii) used for hauling tree-length logs that are supported on two bunks located
    - (A) near the middle of the semi-trailer, and
    - (B) directly over the axles of the pole trailer;
- (z) “kingpin setback” means the longitudinal distance from the centre of the kingpin to the front of the semi-trailer or the load, whichever is further forward, excluding any

auxiliary equipment attached to the front of the semi-trailer that is not designed for the transportation of goods;

- (aa) “lift axle” means an axle of a vehicle that is constructed so that the operator of the vehicle may lift or otherwise remove the wheels located on that axle from contact with the highway without removing the wheel from the axle or the axle from the vehicle;
- (bb) “local road” means a road that is not a primary highway or secondary road;
- (cc) “multi-lane highway” means a highway having more than one traffic lane for vehicles travelling in the same direction;
- (dd) “overdimensional permit” means a permit issued under section 62(1)(a)(ii) of the Act;
- (ee) “overweight permit” means a permit issued under section 62(1)(b)(iv) of the Act;
- (ff) “percentage axle weight” means the percentage that is applied to the maximum weights of the carrying axles or axle groups of a vehicle, as established by section 9, to determine the weight that the carrying axles or axle groups may transmit to a highway;
- (gg) “picker truck” means a truck
  - (i) that is equipped with a boom crane for self loading that has a lifting capacity of at least 7000 kilograms, and
  - (ii) that may be coupled to a semi-trailer by means of a fifth wheel,but that is not equipped with a sleeper cab;
- (hh) “pony trailer” means a trailer that is
  - (i) equipped with a drawbar that is rigidly attached to the structure of the trailer, and
  - (ii) designed and used so that most of its weight and load is carried on its own axles,and includes a trailer that is commonly known as a stiff pole pup trailer;



- (ii) “primary highway” means a highway that is designated as a primary highway under the *Public Highways Development Act*;
- (jj) “quantum axle group” means an axle group other than a single, tandem or tridem axle or axle group;
- (kk) “road authority” means
  - (i) the Minister of Transportation, in the case of
    - (A) a highway under the Minister’s direction, control and management, or
    - (B) a highway located in an improvement district;
  - (ii) a municipality, other than a special area, in the case of a highway under the municipality’s direction, control and management;
  - (iii) the Minister of Municipal Affairs, in the case of a highway located in a special area that is not otherwise under the direction, control and management of the Minister of Transportation;
- (ll) “secondary road” means a highway that is designated as a secondary road under the *Public Highways Development Act*;
- (mm) “self-propelled equipment” means machinery or equipment that
  - (i) moves under its own power,
  - (ii) is not capable of exceeding a speed of 40 kilometres per hour, and
  - (iii) does not carry any load;
- (nn) “semi-trailer” means a trailer that
  - (i) has axles only at or near its rear end;
  - (ii) while being towed, is supported at its front end by the truck tractor or the immediately preceding trailer;
  - (iii) when connected to the truck tractor or preceding trailer, is connected by means of a kingpin and a fifth wheel;
- (oo) “single axle” means

- (i) any individual axle, or
  - (ii) any combination of 2 axles whose centres are less than one metre apart;
- (pp) “statutory holiday” means
- (i) New Year’s Day, Family Day, Good Friday, Victoria Day, Canada Day, Labour Day, Thanksgiving Day, Remembrance Day and Christmas Day, and
  - (ii) December 26, or when that day falls on a Sunday or a Monday, then December 27;
- (qq) “steering axle” means the articulated axle of a commercial vehicle that can be controlled by the operator of the vehicle for the purpose of steering the vehicle;
- (rr) “tandem axle group” means an axle group consisting of any 2 consecutive axles on a vehicle where
- (i) the axles have an axle spread of not less than 1.2 metres and not greater than 1.85 metres, or
  - (ii) in the case of a trailer manufactured before November 15, 1988, the axles have an axle spread of not less than 1.0 metre and not more than 2.4 metres,
- but does not include a lift axle in the down position or a single steer axle;
- (ss) “track width” means the overall width of an axle measured from the outside of the outside tire located on one side of the vehicle to the outside of the outside tire located on that axle on the other side of the vehicle;
- (tt) “trailer” means a vehicle without motive power that is designed to be towed by another vehicle;
- (uu) “trailer converter dolly” means a vehicle unit that consists of one or more axles, a fifth wheel and a drawbar, and is used to convert a semi-trailer to a full trailer;
- (vv) “trailer length” means the longitudinal distance,
- (i) in the case of a pony trailer, from the front of the drawbar of the trailer to the rearmost point of
    - (A) the pony trailer, or
    - (B) a load carried on the pony trailer,

whichever is the greater distance, excluding any extension of that distance caused by auxiliary equipment or machinery at the front of the pony trailer that is not designed for the transportation of goods,

- (ii) in the case of a full trailer, from the front of the cargo section or the load carried on the full trailer, whichever is further forward, to the rearmost point of

- (A) the full trailer, or

- (B) a load carried on the full trailer,

whichever is the greater distance, excluding any extension of that distance caused by auxiliary equipment or machinery at the front that is not designed for the transportation of goods, or

- (iii) in the case of a semi-trailer, from the front of the cargo section or the load carried on the semi-trailer, whichever is further forward, to the rearmost point of

- (A) the semi-trailer, or

- (B) a load carried on the semi-trailer,

whichever is the greater distance, excluding any extension of that distance caused by auxiliary equipment or machinery at the front that is not designed for the transportation of goods;

- (ww) “trailer wheelbase” means the longitudinal distance from the centre of the kingpin on a semi-trailer, the centre of the turntable on a full trailer or the centre of the hitch device on a pony trailer, to the trailer turn centre;

- (xx) “tridem axle group” means an axle group, on a trailer, consisting of any 3 consecutive axles of a vehicle where the axles are evenly spaced over a distance of not less than 2.4 metres and not greater than 3.7 metres, but does not include a lift axle in the down position or a single steer axle;

- (yy) “truck” means a motor vehicle designed and intended for the transport of goods or carrying of loads;

- (zz) “truck tractor” means a truck that may be coupled to a semi-trailer by means of a fifth wheel, but does not include a bed truck, picker truck or winch truck;

- (aaa) “truck tractor wheelbase” means the longitudinal distance from the centre of the steering axle or twin steer axle group located on a truck tractor to the turn centre of the drive axle group located on the truck tractor;
- (bbb) “turn centre” means the geometric centre of
- (i) the axle group on a truck, truck tractor, semi-trailer or pony trailer, or
  - (ii) the rear axle group on a full trailer;
- (ccc) “twin steer” means an axle group consisting of 2 steering axles where the axles are spread between 1.0 metre and 1.85 metres;
- (ddd) “2-lane highway” means a highway with one traffic lane on each side of the centre line for vehicles travelling in opposite directions;
- (eee) “warning flag” means a rectangular flag of red or orange colour with sides that are at least 400 millimetres in length;
- (fff) “warning light” means a light showing amber to the front and red to the rear and that is visible at a distance of 150 metres in normal darkness;
- (ggg) “winch truck” means a truck that
- (i) is equipped with a winch for self loading that has a pulling capacity of at least 18 000 kilograms, and
  - (ii) may be coupled to a semi-trailer by means of a fifth wheel,
- but that is not equipped with a sleeper cab.

AR 315/2002 s1;100/2004;105/2005;35/2007;68/2008;72/2008

### **Application and exemption**

**2(1)** This Regulation applies only to commercial vehicles.

**(2)** A commercial vehicle operated by or on behalf of a road authority for snow and ice control on a highway is exempt from this Regulation, other than section 11(2), when the vehicle is operated within the boundaries of the area under the jurisdiction of that road authority.

**Prohibitions**

**3** Subject to section 62 of the Act, no person shall operate a commercial vehicle on a highway unless the vehicle is one of the following types of vehicles or combination of vehicles:

- (a) a combination of a truck tractor and a semi-trailer;
- (b) a combination of a bed truck, picker truck or winch truck and a semi-trailer;
- (c) a combination of a truck and a pony trailer;
- (d) a combination of a truck and a full trailer;
- (e) A-train;
- (f) B-train;
- (g) bed truck;
- (h) bus;
- (i) C-train;
- (j) farm equipment;
- (k) grader, snow plow, road construction equipment or maintenance equipment;
- (l) jeep logger;
- (m) picker truck;
- (n) truck;
- (o) self-propelled equipment;
- (p) winch truck.

**Part 1**  
**Commercial Vehicle Dimensions**

**Maximum dimensions**

**4** Subject to section 62 of the Act, no person shall

- (a) operate a truck tractor on a highway when
  - (i) the truck tractor, including any load, exceeds 2.6 metres in width,

- (ii) the height of the highest point of the truck tractor, including any load, is greater than 4.15 metres from the surface of the highway, or
  - (iii) the wheelbase of the truck tractor exceeds 6.2 metres;
- (b) operate a truck or bus, except an intercity bus, on a highway when
  - (i) the truck or bus, including any load, exceeds 2.6 metres in width,
  - (ii) the height of the highest point of the truck or bus, including any load, is greater than 4.15 metres from the surface of the highway,
  - (iii) the overall length of the truck or bus, including any load, exceeds 12.5 metres, or
  - (iv) in the case of a truck manufactured after September 1, 1993,
    - (A) the hitch offset rearward on the truck exceeds 1.8 metres, or
    - (B) the effective rear overhang exceeds 4 metres;
- (c) operate a semi-trailer on a highway when
  - (i) the semi-trailer, including any load, exceeds 2.6 metres in width,
  - (ii) the track width is less than 2.5 metres or greater than 2.6 metres or, where the semi-trailer is equipped with a tandem axle that is converted to a tridem axle, the track width is less than 2.4 metres or greater than 2.6 metres,
  - (iii) the height of the highest point of the semi-trailer, including any load, is greater than 4.15 metres from the surface of the highway,
  - (iv) the trailer length of the semi-trailer exceeds 16.2 metres,
  - (v) the kingpin setback exceeds a 2-metre radius,
  - (vi) the wheelbase of the semi-trailer is less than 6.25 metres or greater than 12.5 metres,
  - (vii) the semi-trailer has more than one single axle or more than one axle group, or

- (viii) the effective rear overhang exceeds 35% of the trailer wheelbase;
- (d) operate a full trailer on a highway when
  - (i) the full trailer, including any load, exceeds 2.6 metres in width,
  - (ii) the track width is less than 2.5 metres or greater than 2.6 metres,
  - (iii) the height of the highest point of the full trailer, including any load, is greater than 4.15 metres from the surface of the highway,
  - (iv) the trailer length of the full trailer exceeds 12.5 metres,
  - (v) the wheelbase of the full trailer is less than 6.25 metres,
  - (vi) the full trailer is equipped with a tridem axle group, or
  - (vii) the full trailer has
    - (A) more than 2 single axles,
    - (B) more than 2 axle groups,
    - (C) a combination of 2 or more single axles and an axle group, or
    - (D) a combination of a single axle and 2 or more axle groups;
- (e) operate a pony trailer on a highway when
  - (i) the pony trailer, including any load, exceeds 2.6 metres in width,
  - (ii) the track width is less than 2.5 metres or greater than 2.6 metres or, where the pony trailer is equipped with a tandem axle that is converted to a tridem axle, the track width is less than 2.4 metres or greater than 2.6 metres,
  - (iii) the height of the highest point of the pony trailer, including any load, is greater than 4.15 metres from the surface of the highway,

- (iv) the trailer length of the pony trailer exceeds 12.5 metres,
  - (v) in the case of a pony trailer manufactured after September 1, 1993 with a gross vehicle weight rating of 10 000 kilograms or more, the wheelbase of the pony trailer is less than 6.25 metres,
  - (vi) the tridem axle spread of the pony trailer is less than 2.4 metres or greater than 2.5 metres, or
  - (vii) the pony trailer has more than a single axle or more than one axle group;
- (f) operate an intercity bus on a highway when
- (i) the intercity bus, including any load, exceeds 2.6 metres in width,
  - (ii) the height of the highest point of the intercity bus, including any load, is greater than 4.15 metres from the surface of the highway,
  - (iii) the overall length of the intercity bus exceeds 14 metres, or
  - (iv) the effective rear overhang exceeds 4 metres;
- (g) operate a combination of a truck tractor, a bed truck, a picker truck or a winch truck and a semi-trailer on a highway when the overall length of the combination, including any load, exceeds 23 metres;
- (h) operate a combination of a truck and pony trailer on a highway when
- (i) the box length exceeds 20 metres,
  - (ii) the overall length of the combination, including any load, exceeds 23 metres, or
  - (iii) the effective rear overhang of the pony trailer exceeds 4 metres;
- (i) operate a combination of a truck and full trailer on a highway when
- (i) the box length exceeds 20 metres,
  - (ii) the overall length of the combination, including any load, exceeds 23 metres, or



- (iii) the full trailer is equipped with a C-hitch;
- (j) operate an A-train on a highway when
  - (i) the box length exceeds 20 metres,
  - (ii) the overall length of the A-train, including any load, exceeds 25 metres, or
  - (iii) the hitch offset is greater than 1.8 metres;
- (k) operate a B-train on a highway when
  - (i) the box length exceeds 20 metres,
  - (ii) the overall length of the B-train, including any load, exceeds 25 metres,
  - (iii) the B-train has a tridem axle group with an axle spread that exceeds 3.1 metres, or
  - (iv) in the case of a B-train manufactured after January 1, 1993, the sum of the two trailer wheelbases exceeds 17 metres;
- (l) operate a C-train on a highway when
  - (i) the box length exceeds 20 metres,
  - (ii) the overall length of the C-train, including any load, exceeds 25 metres,
  - (iii) the hitch offset of a trailer is greater than 1.8 metres, or
  - (iv) in the case of a C-hitch manufactured after September 23, 1993, the drawbar length of the C-hitch exceeds 2 metres;
- (m) operate farm equipment on a highway when
  - (i) the farm equipment, including any load, exceeds 2.6 metres in width,
  - (ii) the height of the highest point of the farm equipment, including any load, is greater than 4.15 metres from the surface of the highway, or
  - (iii) the overall length of the farm equipment, including any load, exceeds 23 metres;

- (n) operate a bed truck, picker truck or winch truck on a highway when
  - (i) the truck, including any load, exceeds 2.6 metres in width,
  - (ii) the height of the highest point of the truck, including any load, is greater than 4.15 metres from the surface of the highway,
  - (iii) the overall length of the truck, including any load, exceeds 12.5 metres, or
  - (iv) in the case of a truck manufactured after September 1, 1993,
    - (A) the hitch offset rearward of the truck exceeds 1.8 metres, or
    - (B) the effective rear overhang of the truck exceeds 4 metres;
- (o) operate a jeep logger on a highway when
  - (i) the height of the highest point of the jeep logger, including any load, is greater than 4.15 metres from the surface of the highway,
  - (ii) the overall length of the jeep logger, including any load, exceeds 25 metres, or
  - (iii) the effective rear overhang of the jeep logger, including any load, exceeds 4 metres;
- (p) operate self-propelled equipment on a highway when
  - (i) the self-propelled equipment, including any load, exceeds 3.2 metres in width,
  - (ii) the height of the highest point of the self-propelled equipment, including any load, is greater than 4.15 metres from the surface of the highway, or
  - (iii) the overall length of the self-propelled equipment, including any load, exceeds 14 metres;
- (q) operate a snow plow, grader, road construction equipment or maintenance equipment on a highway when
  - (i) the vehicle, including any load, exceeds 2.6 metres in width,

- (ii) the height of the highest point of the vehicle, including any load, is greater than 4.15 metres from the surface of the highway, or
- (iii) the overall length of the vehicle, including any load, exceeds 14 metres.

**Outside projections**

**5** In determining the dimensions of a commercial vehicle for the purposes of section 4,

- (a) an outside rear-view mirror is not included in determining the width of the vehicle, unless the mirror protrudes more than 20 centimetres beyond the widest part of the vehicle or its load, and
- (b) a non-load bearing device used
  - (i) to secure any load on a vehicle,
  - (ii) to contain any load on a vehicle, or
  - (iii) to cover any load on a vehicle

is not included in determining the width of the vehicle, unless the device protrudes more than 10 centimetres beyond the widest part of the vehicle or its load.

**Width exceptions for farm equipment**

**6** The provisions of section 4 with respect to the width of a commercial vehicle do not apply to

- (a) a rubber tired farm tractor equipped with a dozer blade, if conspicuously displayed on each side of the widest part of the farm tractor, or displayed at the extremities of the blade, there are,
  - (i) when the farm tractor is used during daylight, warning flags, and
  - (ii) when the farm tractor is used during darkness,
    - (A) warning lights, or
    - (B) warning flags made of fluorescent material that are adequately illuminated by the farm tractor's working lights;
- (b) farm equipment loaded on a trailer

- (i) during daylight, if warning flags are displayed at the widest part of the vehicle or load, or
  - (ii) during darkness, if warning lights are displayed at the widest part of the vehicle or load;
- (c) any other farm equipment
- (i) during daylight, or
  - (ii) during darkness, if warning lights are displayed at the widest part of the vehicle or load.

**General width exceptions**

**7** The provisions of section 4 with respect to the width of a commercial vehicle do not apply to

- (a) a commercial vehicle that is
- (i) road construction equipment or maintenance equipment, whether being towed or travelling under its own power, or
  - (ii) a grader or snow plow,  
if, conspicuously displayed on each side of the widest part of the vehicle, or in the case of a vehicle equipped with a blade or snow plow, displayed at the extremities of the blade or the mould board, there are,
  - (iii) when the vehicle is used during daylight, warning flags, and
  - (iv) when the vehicle is used during darkness,
    - (A) warning lights, or
    - (B) warning flags made of fluorescent material that are adequately illuminated by the vehicle's working lights;
- (b) a trailer or its load that is
- (i) less than 3.8 metres in width, and
  - (ii) being towed by a farm tractor,  
if the trailer is being used to move materials incidental to farm operations from one farm or field to another farm or field or from one portion of the farm or field to another portion of the farm or field.

**Width and height exceptions**

**8** The provisions of section 4 with respect to the width and height of a commercial vehicle do not apply to

- (a) a commercial vehicle transporting hay or straw within a 50-kilometre radius of the load's place of origin if
  - (i) the load is not more than
    - (A) 3.2 metres in width, and
    - (B) 5 metres in height from the surface of the highway,
  - and
  - (ii) when the load is being transported during darkness, adequate warning lights are displayed on the extreme corners of the load or vehicle, whichever is the wider;
- (b) a commercial vehicle transporting stacks or round bales of hay or straw within a 50-kilometre radius of the load's place of origin if
  - (i) the load is not more than
    - (A) 4 metres in width, and
    - (B) 5 metres in height from the surface of the highway,
  - and
  - (ii) when the load is more than 3.2 metres in width and is being transported during darkness, there are displayed
    - (A) to the front of the vehicle a dimensional sign that complies with a sign shown in Schedule 2 or 3,
    - (B) a revolving amber flashing lamp on the vehicle, and
    - (C) adequate warning lights on the extreme corners of the load or vehicle, whichever is the wider;
- (c) a commercial vehicle equipped to transport a load referred to in clause (a) or (b) if, when the vehicle is empty, any deck extensions or outriggers are folded down or retracted so that the vehicle is no more than 2.8 metres in width;

- (d) a commercial vehicle moving a grain bin on a secondary or rural highway for a distance of 60 kilometres or less during daylight if,
  - (i) in the case of a grain bin more than 5.3 metres in height, the movement of the grain bin is via a route approved by the local utilities companies,
  - (ii) in the case of a grain bin less than 5.0 metres in width, the movement of the grain bin is over terrain such that visibility is not impaired so as to create a safety hazard, and
  - (iii) in the case of a grain bin 5.0 metres or more in width, the movement of the grain bin is accompanied by a vehicle with hazard warning lights flashing.

## **Part 2**

### **Commercial Vehicle Weights**

#### **Maximum weight**

**9(1)** Subject to section 62 of the Act and section 12(1) of this Regulation, no person shall operate a commercial vehicle on a highway when

- (a) the gross weight on a tire exceeds the smallest of the following:
  - (i) 3650 kilograms;
  - (ii) the capacity determined by multiplying the cross section dimension of the tire in millimetres, as determined by the manufacturer's width shown on the tire, by 10 kilograms;
  - (iii) repealed AR 121/2009 s47;
- (b) the gross weight on
  - (i) a steering axle exceeds
    - (A) in the case of a truck tractor, 5500 kilograms;
    - (B) in the case of a truck, bus, picker truck, bed truck or winch truck, 7300 kilograms;
  - (ii) a twin steer exceeds 13 600 kilograms;
  - (iii) any other steering axle group exceeds 5500 kilograms;

- (c) in the case of a vehicle having a gross weight in excess of 11 800 kilograms, the interaxle spacing
  - (i) from a steering axle to an adjacent axle group is less than 3 metres;
  - (ii) from a twin steer or any other steering axle group to an adjacent axle group exceeds 5 metres;
- (d) the gross weight on a single carrying axle or any axle within an axle group exceeds 9100 kilograms;
- (e) in the case of a vehicle having a tandem axle group or any 2 adjacent axles within an axle group
  - (i) with 8 or more tires, the gross weight on the axle group or axles exceeds 17 000 kilograms;
  - (ii) with fewer than 8 tires, the gross weight on the axle group or axles exceeds 13 600 kilograms;
- (f) in the case of a vehicle having a tridem axle group
  - (i) with 12 or more tires on a primary highway or secondary road, the gross weight on the axle group
    - (A) exceeds 24 000 kilograms, if the axle spread is 3.0 metres or more, but not more than 3.7 metres;
    - (B) exceeds 21 000 kilograms, if the axle spread is 2.4 metres or more, but less than 3.0 metres;
  - (ii) on a local road, the gross weight on the axle group exceeds 17 000 kilograms;
  - (iii) with fewer than 12 tires, the gross weight on the axle group exceeds 19 000 kilograms;
- (g) the gross weight on a quantum axle group exceeds
  - (i) 9100 kilograms for a quantum axle group consisting of 2 axles;
  - (ii) 17 000 kilograms for a quantum axle group consisting of 3 or more axles with 12 or more tires;
  - (iii) 15 000 kilograms for a quantum axle group consisting of 3 or more axles with fewer than 12 tires;
- (h) the sum of the gross weight for 2 axle groups exceeds

- (i) the sum of the maximum permitted gross axle group weight when the interaxle spacing is equal to or greater than the minimum specified in subsection (2);
  - (ii) the sum of the maximum permitted gross axle group weight, minus 500 kilograms for every 0.1 metre or portion thereof that the interaxle spacing is less than the minimum specified in subsection (2);
  - (iii) 23 000 kilograms in the case of the axles on the lead trailer and the converter dolly axle of an A-train or C-train when the interaxle spacing is less than 3.0 metres;
- (i) the sum of the gross weight on the axle or axle groups in the full trailer of
- (i) an A-train or C-train exceeds the sum of weight of the truck tractor drive axle group and the lead trailer axle or axle group;
  - (ii) a truck and full trailer combination exceeds 31 000 kilograms;
- (j) in the case of a bus with 2 rear axles, the gross weight on the single tired axle exceeds 6000 kilograms and the gross weight on the dual tired axle exceeds 9100 kilograms;
- (k) the maximum gross weight of the vehicle exceeds
- (i) the sum of the maximum permitted gross axle weights;
  - (ii) in the case of a truck and full trailer combination, 55 300 kilograms;
  - (iii) in the case of an A-train, 53 500 kilograms;
  - (iv) in the case of a B-train, 63 500 kilograms;
  - (v) in the case of a C-train, 60 500 kilograms;
  - (vi) in the case of a jeep logger, 56 500 kilograms;
  - (vii) in the case of any other vehicle or combination of vehicles, 53 500 kilograms;
  - (viii) 53 500 kilograms when operating on a local road.
- (2)** The minimum interaxle spacing for the purposes of subsection (1)(h) is



- (a) 3 metres for 2 single axle groups;
- (b) 3 metres for a single axle group and a tandem axle group;
- (c) 3 metres for a single axle group and a tridem axle group;
- (d) 5 metres for 2 tandem axle groups;
- (e) 5.5 metres for 2 tridem axle groups;
- (f) 5.5 metres for a tandem axle group and a tridem axle group;
- (g) 5.5 metres for a quantum axle group and any other axle group.

**(3)** No person shall operate self-propelled equipment on a highway when the gross weight on an axle exceeds 11 000 kilograms or the gross weight of the vehicle exceeds 22 000 kilograms.

AR 315/2002 s9;121/2009

### **Part 3 Special Conditions**

#### **Emergency exceptions**

**10(1)** The following commercial vehicles are exempt from sections 4 and 9 of this Regulation:

- (a) a vehicle required by a road authority to transport materials needed for emergency maintenance of a highway;
- (b) a vehicle transporting equipment to a forest fire, flood, train derailment, pipeline spill or other emergency.

**(2)** Sections 11, 14, 15 and 16 apply to the same extent as if the vehicle referred to in subsection (1) were being operated pursuant to an overdimensional permit or an overweight permit.

**(3)** When any vehicle is operated under subsection (1), the person operating the vehicle or the person on whose behalf the vehicle is being operated shall notify the Director of the emergency situation.

#### **Bridges**

**11(1)** For the purposes of this section, “posted carrying capacity sign” means a sign described in Schedule 1.

**(2)** Subject to section 62 of the Act, no person shall operate a commercial vehicle on a bridge when

- (a) a bridge displays a posted carrying capacity sign, and
- (b) the gross weight of the vehicle exceeds the posted carrying capacity.

**(3)** If a sign indicates that the carrying capacity of a bridge is less than the maximum permitted gross weight of a combination of vehicles, the reduction in the gross weight of the vehicles must be divided equally among all of the carrying axles of the vehicles.

#### **Road bans**

**12(1)** The Minister may establish road bans as required.

**(2)** The Minister may delegate to any employee of the Government the authority to establish road bans under subsection (1) on the Minister's behalf.

**(3)** The establishment of road bans under this section is exempt from the operation of the *Regulations Act*.

**(4)** Subject to section 62 of the Act, no person shall operate a commercial vehicle on a highway that is subject to a road ban if the weight of the carrying axle or axle group of the vehicle exceeds the specified percentage axle weight imposed by the road ban.

**(5)** The following vehicles are exempt from a road ban:

- (a) a vehicle in respect of which the combined gross weight of all the axles of the vehicle does not exceed 5000 kilograms;
- (b) a school bus as defined in the *Use of Highway and Rules of the Road Regulation*;
- (c) a rubber tired farm tractor if it is not pulling a trailer;
- (d) a vehicle crossing a highway;
- (e) a vehicle operated by or on behalf of the Government for the purpose of testing pavement strength;
- (f) a vehicle transporting fresh milk and cream, or either of them, from the place where the milk or cream is produced;
- (g) a vehicle transporting pregnant mare urine from the place where the urine is produced.

**(6)** If a road ban is in effect, the following commercial vehicles may carry on the axles on that highway up to 90% of the maximum allowable weight permitted for that single axle or axle group:

- (a) a vehicle transporting
  - (i) bread,
  - (ii) repealed AR 30/2004 s2,
  - (iii) mail as defined in the *Canada Post Corporation Act* (Canada),
  - (iv) heating fuel, or
  - (v) fertilizer;
- (b) a bus, other than a school bus, carrying passengers.

**(7)** If a road ban is in effect, a commercial vehicle transporting domestic drinking water may carry on the axles on that highway up to 80% of the maximum allowable weight permitted for that single axle or axle group.

AR 315/2002 s12;30/2004

#### **Licence of occupation road**

**13(1)** In this section,

- (a) “licence of occupation road” means a road held under a licence of occupation granted under the *Public Lands Administration Regulation*;
- (b) “roadway width” means the width of the travelled surface of a licence of occupation road as measured from shoulder to shoulder.

**(2)** In the case of a commercial vehicle operating on a licence of occupation road,

- (a) sections 4 and 9 do not apply,
- (b) subject to clause (c), sections 14, 15 and 16 apply to the same extent as if the commercial vehicle were being operated pursuant to an overdimensional permit, and
- (c) sections 14, 15 and 16 do not apply if the commercial vehicle is carrying a load of logs.

**(3)** No person shall, on a licence of occupation road, operate a commercial vehicle used to carry logs when the front or rear bunk width of the vehicle exceeds that permitted for the roadway width as determined by the following table:

	Roadway Width	Maximum Bunk Width	
		Front	Rear
(a)	6 metres or more but less than 7.3 metres	3.2 metres	2.6 metres
(b)	7.3 metres or more but less than 9.1 metres	3.65 metres	3.05 metres
(c)	9.1 metres or more	4.57 metres	3.96 metres

(4) Subsection (3) does not apply to an access road, to a landing or to a block.

AR 315/2002 s13;121/2009;187/2011

## Part 4 Overdimensional and Overweight Commercial Vehicles

### Definition

**14** In this Part, “overdimensional vehicle” means a commercial vehicle referred to in section 15 that is operated under the authority of an overdimensional permit.

### Overdimensional safety requirements

**15(1)** Notwithstanding that a commercial vehicle or its load does not comply with section 4, a person may operate that vehicle on a highway where permitted to do so under the authority of an overdimensional permit.

**(2)** A person who operates a commercial vehicle on a highway under the authority of an overdimensional permit shall ensure that the vehicle and related equipment used in the operation of that vehicle comply with this Part and that the operation is carried out in accordance with this Part.

**(3)** When a commercial vehicle is being operated under the authority of an overdimensional permit and the widest part of the vehicle or its load is more than

- (a) 2.6 metres in width, the vehicle must be equipped with
  - (i) warning flags, if operated during daylight, and
  - (ii) warning lights, if operated during darkness or during adverse weather conditions,

that are displayed on each side at the widest part of the vehicle or load;

- (b) 3.05 metres in width, the vehicle must, in addition to being equipped as required under clause (a), be equipped with 2 dimensional signs that comply with Schedule 2 or 3,
  - (i) one sign being
    - (A) displayed at the front of the vehicle, or
    - (B) mounted on the cab of the vehiclein such a manner that the sign is clearly visible to traffic approaching on a 2-lane highway, and
  - (ii) one sign being displayed at the extreme rear of the vehicle or its load, whichever is further to the rear, in such a manner that the sign is clearly visible to traffic approaching from the rear;
- (c) 3.35 metres in width, the vehicle must, in addition to being equipped as required under clauses (a) and (b), be equipped with one or more flashing lamps;
- (d) 3.85 metres in width, the vehicle
  - (i) must, in addition to being equipped as required under clauses (a) to (c),
    - (A) when on a 2-lane highway,
      - (I) if it or its load is not more than 4.45 metres in width, be accompanied by a pilot vehicle, and
      - (II) if it or its load is more than 4.45 metres in width, be accompanied by a pilot vehicle and a trail vehicle,
    - and
    - (B) when on a multi-lane highway,
      - (I) if it or its load is not more than 5.5 metres in width, be accompanied by a trail vehicle, and
      - (II) if it or its load is more than 5.5 metres in width, be accompanied by a pilot vehicle and a trail vehicle,unless the permit provides otherwise, and

- (ii) must not be operated on a highway
  - (A) from 3 p.m. until midnight on a Friday or a day preceding a statutory holiday, or
  - (B) on Sunday or a statutory holiday.
- (4) A dimensional sign described in Schedules 2 and 3 must be
  - (a) kept in good repair,
  - (b) kept clean and legible at all times, and
  - (c) covered, folded or removed when not required to be displayed.

**Escort vehicles**

- 16(1)** When an overdimensional vehicle is required by an overdimensional permit to be accompanied by an escort vehicle, 2-way radio communication must be maintained between each of the vehicles at all times.
- (2) A pilot vehicle accompanying an overdimensional vehicle must precede it at a distance of 300 to 1000 metres.
- (3) A trail vehicle accompanying an overdimensional vehicle must follow it at a distance of 100 to 300 metres.
- (4) An escort vehicle must be equipped with a dimensional sign
  - (a) that complies with a sign shown in Schedule 4 or 5, and
  - (b) that is mounted in such a manner as to be visible from both the front and rear of the vehicle.
- (5) When a dimensional sign shown in Schedule 4 is mounted on an escort vehicle,
  - (a) only the outboard lights must be used under normal weather and highway conditions, and
  - (b) the inboard lights must be used only
    - (i) under adverse weather or highway conditions,
    - (ii) when turning or flagging, or
    - (iii) during a mechanical breakdown.
- (6) When a dimensional sign shown in Schedule 5 is mounted on an escort vehicle, the flashing lamps must be used at all times

during which the vehicle is accompanying an overdimensional vehicle.

- (7) A vehicle, while engaged as an escort vehicle, must not
- (a) tow any trailer or other vehicle, or
  - (b) carry any load that, in any manner, obscures any lights or signs that it is required to be equipped with.

(8) An escort vehicle and, in the absence of an escort vehicle, the overdimensional vehicle must carry at least the following equipment:

- (a) 3 approved warning devices;
- (b) 3 warning flags for traffic marking;
- (c) one warning flag per crew member for flagging;
- (d) one reflective vest per crew member;
- (e) one flashlight, equipped with signal tube, per crew member.

(9) When a person who is located outside of the cab of a vehicle is engaged in an activity with respect to the operation or movement of an overdimensional vehicle, that person shall

- (a) wear a reflective vest, and
- (b) make use of warning flags or flashlights as may be necessary to warn or give directions to traffic on the highway.

(10) The equipment referred to in subsection (8) must be maintained in a clean condition and in good repair.

(11) A dimensional sign described in Schedules 4 and 5 must be

- (a) kept in good repair,
- (b) kept clean and legible at all times, and
- (c) covered, folded or removed when not required to be displayed.

#### **General provisions**

**17** Unless an overdimensional permit otherwise provides, the permit is subject to those conditions set out in Schedule 6.

**Overweight permits**

**18(1)** Notwithstanding that a commercial vehicle does not comply with section 9, a person may operate the vehicle on a highway where permitted to do so under the authority of an overweight permit.

**(2)** Unless an overweight permit otherwise provides, the permit is subject to those conditions set out in Schedule 7.

**(3)** An overweight permit shall not be issued unless the commercial vehicle in respect of which it is to be issued is registered up to its maximum allowable weight.

**(4)** A commercial vehicle in respect of which an overweight permit is issued shall not, pursuant to that overweight permit, be operated on a highway under the direction, control and management of a road authority, other than the Minister, unless that road authority has given its approval to that commercial vehicle being operated on that highway.

## **Part 5**

### **Permit Fees**

**Permit fees**

**19(0.1)** In this section, “transportation routing and vehicle information system agent” means a person, other than an employee of the Government, who is recognized and authorized by the Director to both submit permit applications and monitor the status of permit applications on behalf of an applicant.

**(1)** The following fees are payable in respect of permits for the operation of overdimensional and overweight vehicles:

- (a) for a Single Trip Overdimensional Permit, the fee is \$15;
- (b) for a Multi-trip Overdimensional Permit, the fee is \$60;
- (c) for an Extended Length Permit, the fee is \$300;
- (d) for a High Load Corridor Permit permitting the operation of an overdimensional vehicle in a high load corridor set out in Schedule 12, a fee per kilometre of,
  - (i) in the case of a commercial vehicle having a height that is more than 6 metres but less than 8.9 metres, \$1, plus \$0.20 for every 10 centimetres over 6 metres in height;
  - (ii) in the case of a commercial vehicle having a height of 8.9 metres or greater, \$6.80;



- (e) for a Single Trip Overweight Permit or a Single Trip Overweight and Overdimensional Permit, the fee for each vehicle to which the permit relates is the total of the amounts under subclauses (i) to (iii):
    - (i) \$0.03 per tonne per kilometre over the lesser of
      - (A) the registered weight, and
      - (B) the sum of allowable axle weights for the vehicle (being the gross weight for the steering axle, as set out in section 9(1)(b), and the base weight for all other axles, as set out in Schedule 9);
    - (ii) the steering axle weight fee calculated using Schedule 8;
    - (iii) the axle group weight fee calculated using Schedule 9;
  - (f) for a Multi-trip Overweight Permit or a Multi-trip Overweight and Overdimensional Permit, the fee is the total of the amounts under subclauses (i) to (iii):
    - (i) \$60;
    - (ii) the steering axle weight fee calculated using Schedule 10;
    - (iii) the axle group weight fee calculated using Schedule 11;
  - (g) for an Overload Self-recording Permit, a fee of \$15 for the authorization permit, plus the Single Trip Overweight Permit fee pursuant to clause (e).
- (2)** Notwithstanding subsection (1), the fee payable for the issuance of an overweight permit for a commercial vehicle that is carrying a load of logs is
- (a) \$200 per log haul season, and
  - (b) \$20 per route map, where it is a condition of the overweight permit that a route map must be attached to the permit in order for the permit to be valid.
- (3)** For the purposes of subsection (2), the Director shall determine the term of the log haul season.
- (4)** No fee is payable for an overweight permit or an overdimensional permit issued to

- (a) the Government of Canada,
- (b) the Government of Alberta or the government of another province,
- (c) a foreign government,
- (d) a municipality, or
- (e) a board as defined in the *School Act*.

(5) No fee is payable for an overweight permit or an overdimensional permit issued for a point to point move within the corporate limits of a city or town.

(5.1) In a municipality other than a city or a town, no fee is payable for an overweight permit or an overdimensional permit issued for a point to point move within an industrial park if the municipality has passed a bylaw to that effect.

(6) Any fee payable under this section must be rounded off to the nearest dollar.

(7) Notwithstanding anything in this section, the minimum fee payable for a permit under this Regulation is \$15 unless a discount of the fee under subsection (9) reduces the fee to an amount less than \$15, and for the purpose of subsection (1)(e), the minimum fee shall be calculated for each vehicle to which the permit relates.

(8) Notwithstanding anything in this section, no fee is payable for an overdimensional permit, where the commercial vehicle in respect of which the permit is to be issued is a Class 2 commercial vehicle within the meaning of section 82(1)(c) of the *Operator Licensing and Vehicle Control Regulation*.

(9) The Director may reduce a fee payable under this section by \$5 where the application for a permit is submitted by a transportation routing and vehicle information system agent on behalf of an applicant, and for the purpose of applying the fee discount to a permit issued under subsection (1)(e), the fee discount shall be calculated for each vehicle to which the permit relates.

AR 315/2002 s19;30/2004;50/2005;72/2008;121/2009

## Part 6 Miscellaneous

### Transitional

20(1) Notwithstanding section 4,

- (a) a person may, until July 31, 2003, operate a trailer manufactured before November 15, 1988 that does not conform to section 4(c)(ii), (vi) and (viii), in an A-train, B-train or C-train, if the overall length of the combination does not exceed 23 metres;
  - (b) a person may, until July 31, 2003, operate a trailer manufactured before November 15, 1988 that does not conform to section 4(c)(ii), (vi) and (viii), in a truck tractor and semi-trailer combination, if the overall length of the combination does not exceed 20 metres;
  - (c) a person may, until July 31, 2008, operate a full trailer manufactured before September 1, 1993 that does not conform to section 4(d)(ii) and (v), in a truck and full trailer combination, if the overall length of the combination does not exceed 23 metres;
  - (d) a person may, until July 31, 2008, operate a pony trailer manufactured before September 1, 1993 that does not conform to the wheelbase requirement in section 4(e)(ii), (iv) and (v), in a truck and pony trailer combination, if the overall length of the combination does not exceed 23 metres;
  - (e) a person may, until July 31, 2008, operate a C-hitch manufactured before September 23, 1993 that has a drawbar length that is greater than 2 metres;
  - (f) a person may, until July 31, 2003, operate a truck tractor manufactured before November 15, 1988 that does not conform to the wheelbase requirement in section 4(a)(iii), in a truck tractor and semi-trailer combination, if the overall length of the combination does not exceed 20 metres, and the steering axle of the truck tractor does not exceed 7300 kilograms;
  - (g) a person may, until July 31, 2003, operate a truck tractor manufactured before November 15, 1988 that does not conform to the wheelbase requirement in section 4(a)(iii), in an A-train, B-train or C-train combination, if the overall length of the combination does not exceed 23 metres, the steering axle of the truck tractor does not exceed 7300 kilograms and the gross vehicle weight of the combination does not exceed 53 500 kilograms.
- (2) Notwithstanding section 9, a person may, until July 31, 2003, operate a truck tractor manufactured before November 1, 1988, if the steering axle of the truck tractor does not exceed 7300 kilograms.

**Offences**

**21** It is an offence to contravene or fail to comply with the following provisions of this Regulation:

section 3;  
section 4;  
section 9(1);  
section 9(3);  
section 10(3);  
section 11(2);  
section 12(4);  
section 13(3);  
section 15(3)(a);  
section 15(3)(b);  
section 15(3)(c);  
section 15(3)(d);  
section 15(4);  
section 16(1);  
section 16(2);  
section 16(3);  
section 16(4);  
section 16(5);  
section 16(6);  
section 16(7);  
section 16(8);  
section 16(9);  
section 16(10);  
section 16(11);  
section 18(4).

AR 315/2002 s21;121/2009

**Repeal**

**22** The *Public Vehicle Dimension and Weight Regulation* (AR 127/98) is repealed.

**Expiry**

**23** For the purpose of ensuring that this Regulation is reviewed for ongoing relevancy and necessity, with the option that it may be repassed in its present or an amended form following a review, this Regulation expires on July 1, 2015.

AR 315/2002 s23;30/2004;140/2009;114/2011;80/2013

**Coming into force**

**24** This Regulation comes into force on the coming into force of Part 7, Division 4 of the *Traffic Safety Act*.

**Schedule 1****Sign Posting Carrying  
Capacity of a Bridge**

**1** For the purpose of posting the carrying capacity of a bridge, the sign attached to this Schedule is prescribed.


**2** The symbols used on the attached sign have the following meanings:

- (a) the uppermost symbol means
  - (i) a single unit truck, or
  - (ii) a truck tractor and a semi-trailer, in the case where the inter-axle spacing between the truck tractor and the semi-trailer is less than 4.5 metres;
- (b) the middle symbol means
  - (i) a truck and a trailer,
  - (ii) a truck tractor and a semi-trailer, in the case where the inter-axle spacing between the truck tractor and the semi-trailer is 4.5 metres or more,
  - (iii) a mobile crane with a boom dolly,
  - (iv) a truck tractor in combination with a single axle semi-trailer and
    - (A) a semi-trailer, or
    - (B) a pole trailer,

or

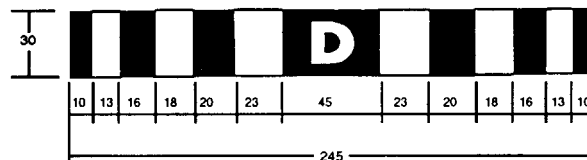
  - (v) a truck or truck tractor in combination with a pole trailer;
- (c) the bottom symbol means
  - (i) a truck tractor in combination with 2 or more trailers,
  - (ii) a truck and a full trailer with 2 tandem axles, in the case where the inter-axle spacing between the tandem axle groups is 5.0 metres or more, or

- (iii) a truck tractor in combination with a tandem axle semi-trailer and
- (A) a semi-trailer, or
  - (B) a pole trailer.



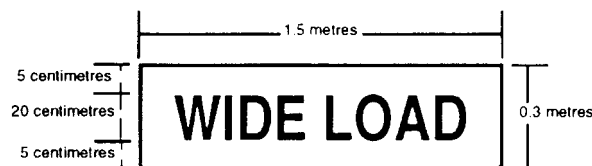
### Schedule 2

#### Sign for Overdimensional Loads



All measurements are in centimetres.

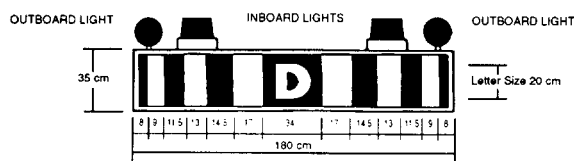
- 1 The sign or rigid area must be 2.45 metres by 0.3 metres.
- 2 The letter "D" must be white in colour and must be 20 centimetres high, Series E.
- 3 The white portions of the sign or rigid area must be white in colour with a good reflective quality.
- 4 The red portions of the sign or rigid area must be red in colour and painted with the transparent red paint used for stop signs.

**Schedule 3****Alternate Sign for Overdimensional Loads**

- 1 The panel size must be 1.5 metres by 0.3 metres.
- 2 The lettering must be black on a yellow background.
- 3 The lettering "Wide Load" must be 20 centimetres high, Series C.
- 4 The panel must have a 9.5 millimetre black border at the panel's edge.

**Schedule 4****Sign for Pilot and Trail Vehicles**

This sign is designed to be mounted on a vehicle top, carriers or an equivalent surface. It has 2 positions: upright when in use and folded flat on the carrier when not in use.



All measurements are in centimetres.

**Specifications**

- 1 BOX - must be 180 centimetres by 35 centimetres by 10 centimetres and constructed of mild steel material with inside and outside surfaces of baked white enamel. Eight lamps must be mounted in the box and spaced to give even lighting of the sign background. The box must shelter all wire connectors, switches, flashers, etc.

- 2 SIGN** - must be 3 millimetres thick, with a white plexiglass background with red bars painted with transparent red paint. The letter "D" must be white in colour and must be 20 centimetres high, Series E.
- 3 OUTBOARD LIGHTS** - must consist of two 175-millimetre (minimum) amber lights with reflectors, rated at 12.5 volts, 3 amps and 0.50 candela with a rated life of 300 hours.
- 4 INBOARD LIGHTS** - must consist of 2 standard 203-millimetre rotating amber lights, with 2 seal beam units per lamp.

### Schedule 5

#### Alternate Sign for Pilot and Trail Vehicles



This sign is designed to be mounted on a vehicle top, carriers or an equivalent surface. It has 2 positions: upright when in use and folded flat on the carrier when not in use.

#### Specifications

- 1 BOX** - must be 180 centimetres by 35 centimetres by 10 centimetres and constructed of mild steel material with inside and outside surfaces of baked white enamel. Eight lamps must be mounted in the box and spaced to give even lighting of the sign background. The box must shelter all wire connectors, switches, flashers, etc.
- 2 SIGN** - must be 3 millimetres thick, with a yellow plexiglass background with 28-centimetre high black letters of 38-millimetre stroke.
- 3 LAMPS** - must consist of two 175-millimetre (minimum) amber lights with reflectors capable of flashing simultaneously at 60 to 90 flashes per minute, rated at 12.5 volts, 3 amps and 0.50 candela with a rated life of 300 hours.



**Schedule 6****General Conditions to an  
Overdimensional Permit**

The following are conditions to which every permit issued in respect of an overdimensional vehicle is subject:

- (a) the person to whom the permit is issued assumes full responsibility to carry out or comply with, as the case may be, the conditions to which the permit is subject;
- (b) the dimensions of the vehicle and load shall not exceed the useable or posted dimensions of any bridge, power lines, wires or other structures;
- (c) the permit is not valid for transport over a highway in
  - (i) a city, or
  - (ii) a hamlet with a population in excess of 10 000 persons,unless prior approval has been granted by the road authority having jurisdiction over that road;
- (d) the holder of the permit
  - (i) shall move the object described in the permit entirely at the holder's own risk, and
  - (ii) assumes full responsibility for any damages that may occur to highways, bridges or other property as a result of this operation;
- (e) any angle dozer blade, brush cutter or brush rake that extends beyond the width of the trailer deck when attached to the equipment
  - (i) may be left on the equipment when the distance to be travelled is 40 kilometres or less, and
  - (ii) must be detached from the equipment when the distance to be travelled is greater than 40 kilometres;
- (f) movement of all equipment with attachments that extend beyond the width of the hauling unit or outriggers is restricted to daylight hours only;
- (g) loader buckets that extend beyond the width of the trailer must be tipped in upward or downward position so that cutting edges are not exposed;

- (h) if the equipment to be used to move an object is specified in the permit, the object must be moved by means of that equipment;
- (i) under no circumstances shall the holder of the permit remove any signs or structures along the highways or bridges without first obtaining permission from the person having jurisdiction over the sign or structure;
- (j) where the load to be moved is over-height, the operator shall ascertain if there are any wires under which the object will have to be moved, and under no circumstances may the object be moved until the consent of the owner of the wires has been secured;
- (k) if the object being moved is of such dimensions as to obstruct or make it difficult for ordinary traffic to pass the object, the holder of the permit shall
  - (i) arrange to have
    - (A) a person posted at some distance in front of, and
    - (B) a person posted at some distance behind,the object being moved in order to warn the travelling public, and
  - (ii) make every possible effort to assist the travelling public and to avoid delay;
- (l) if specified in the permit that special supervision is to be provided, the holder of the permit shall
  - (i) arrange for that supervision to be provided by
    - (A) the Royal Canadian Mounted Police,
    - (B) an engineer of the Department of Transportation, or
    - (C) an authorized official,as prescribed by the issuer of the permit, and
  - (ii) be subject to instruction of the person providing that supervision;
- (m) the expense of the supervision referred to in clause (l) shall become a liability to the holder of the permit and the holder shall discharge that liability;

- (n) in the case of a breakdown of equipment, mechanical difficulties or other adverse conditions, the holder of the permit
  - (i) shall not abandon the object on any highway, and
  - (ii) shall make arrangements forthwith to remove the object from the highway;
- (o) if, during the movement of an object covered under the permit, a public hazard has been created either by
  - (i) the object becoming stationary on the highway, or
  - (ii) damage done to bridges, culverts or other structures along the highway,the holder of the permit shall
  - (iii) notify the appropriate highway authorities forthwith, and
  - (iv) provide all possible assistance to the public using the highway in order to avert injury to persons or damage to property;
- (p) the holder of the permit shall
  - (i) assume full responsibility for
    - (A) injury to persons, or
    - (B) damage to public or private property,caused directly or indirectly by the transportation of a vehicle or loaded vehicle under the permit, and
  - (ii) hold harmless the Province of Alberta, its officers, agents, employees and servants from all suits, claims, damages or proceedings of any kind, as a result of the transportation of the vehicle or loaded vehicle;
- (q) any security or indemnity, or both, as required by the issuer of the permit shall be provided by the applicant;
- (r) when the operation of any over-width or over-length vehicle involves a vehicle that exceeds the dimensions authorized by this Regulation, the permit shall be deemed to include the empty trailer inbound and outbound;
- (s) any deviation from the conditions of the permit by the permittee shall be sufficient cause

- (i) to revoke or cancel the permit, and
- (ii) to withhold further issuance of permits to the permittee.

AR 315/2002 Sched.6;105/2005;68/2008

### **Schedule 7**

#### **General Conditions to an Overweight Permit**

The following are conditions to which every overweight permit is subject:

- (a) the person to whom the permit is issued assumes full responsibility to carry out or comply with, as the case may be, the conditions to which the permit is subject;
- (b) the permit is not valid for transport over
  - (i) banned highways where axle weights exceed ban levels, or
  - (ii) posted bridges where the gross weight of all of the axles exceeds the posted limit,unless special approval is noted on the permit;
- (c) the load shall not exceed the rated capacity of any component of the truck or trailer on which the load is being carried;
- (d) the permit holder
  - (i) shall move the object described in the permit entirely at the permit holder's own risk, and
  - (ii) assumes full responsibility for any damages that may occur to roads, bridges or other property as a result of the operation;
- (e) if the equipment to be used to move an object is specified in the permit, the object must be moved by means of that equipment;
- (f) under no circumstances shall the holder of the permit remove any sign or structure along the highways or bridges without first obtaining permission from the person having jurisdiction over the sign or structure;
- (g) if specified in the permit that special supervision is to be provided, the holder of the permit shall

- (i) arrange for that supervision to be provided by
    - (A) the Royal Canadian Mounted Police,
    - (B) an engineer of the Department of Transportation, or
    - (C) an authorized official,as prescribed by the issuer of the permit, and
  - (ii) be subject to instruction of the person providing that supervision;
- (h) the expense of the supervision referred to in clause (g) shall become a liability to the holder of the permit and the holder shall discharge that liability;
- (i) in the case of a breakdown of equipment, mechanical difficulties or other adverse conditions, the holder of the permit
- (i) shall not abandon the object on any highway, and
  - (ii) shall make arrangements forthwith to remove the object from the highway;
- (j) if, during the movement of an object covered under the permit, a public hazard has been created either by
- (i) the object becoming stationary on the highway, or
  - (ii) damage done to bridges, culverts or other structures along the highway,
- the holder of the permit shall
- (iii) notify the appropriate highway authorities forthwith, and
  - (iv) provide all possible assistance to the public using the highway in order to avert injury to persons or damage to property;
- (k) the holder of the permit shall
- (i) assume full responsibility for
    - (A) injury to persons, or
    - (B) damage to public or private property,

caused directly or indirectly by the transportation of a vehicle or loaded vehicle under the permit, and

- (ii) hold harmless the Province of Alberta, its officers, agents, employees and servants from all suits, claims, damages or proceedings of any kind, as a result of the transportation of the vehicle or loaded vehicle;
- (l) any security or indemnity, or both, as required by the issuer of the permit shall be provided by the applicant;
- (m) any deviation from the conditions of the permit by the permittee shall be sufficient cause
  - (i) to revoke or cancel the permit, and
  - (ii) to withhold further issuance of permits to the permittee.

AR 315/2002 Sched.7;105/2005;68/2008

### Schedule 8

#### Single Trip Steering Axle Fee Table

Permitted Weight Above Legal Weight	Fee Per Km (\$)
0 tonne to 1 tonne	0.06
Greater than 1 tonne to 2 tonnes	0.15
Greater than 2 tonnes to 3 tonnes	0.22
Greater than 3 tonnes to 4 tonnes	0.35
Greater than 4 tonnes to 5 tonnes	0.50
Greater than 5 tonnes to 6 tonnes	0.67
Greater than 6 tonnes to 7 tonnes	0.87
Greater than 7 tonnes to 8 tonnes	1.08
Greater than 8 tonnes	1.40

**Schedule 9****Single Trip Axle Group Weight Fee Table**

Permitted Weight Range per Axle Group Over *Base Weight	Fee Per Km			
	(A)	(B)	(C)	(D)
	Single, Tandem and Tridem Axle Groups (\$)	16 Wheel Tandem (\$)	Wide 16 Wheel Tandem (\$)	24 Wheel Tandem (\$)
0t to 1t	0.04	0.04	0.04	0.04
Greater than 1t to 2t	0.09	0.08	0.08	0.08
Greater than 2t to 3t	0.15	0.14	0.13	0.13
Greater than 3t to 4t	0.23	0.21	0.18	0.17
Greater than 4t to 5t	0.33	0.28	0.24	0.23
Greater than 5t to 6t	0.45	0.36	0.31	0.30
Greater than 6t to 7t	0.58	0.46	0.40	0.36
Greater than 7t to 8t	0.72	0.57	0.48	0.43
Greater than 8t to 9t		0.67	0.57	0.51
Greater than 9t to 10t		0.80	0.67	0.59
Greater than 10t to 11t		0.94	0.76	0.67
Greater than 11t to 12t		1.08	0.88	0.77
Greater than 12t to 13t			1.00	0.87
Greater than 13t to 14t			1.12	0.90
Greater than 14t to 15t			1.25	1.08
Greater than 15t to 16t			1.39	1.20
Greater than 16t to 17t			1.53	1.31
Greater than 17t to 18t				1.43
Greater than 18t to 19t				1.57

Greater than 19t to 20t				1.70
Greater than 20t to 21t				1.84
Greater than 21t				1.98
<p>*Base Weights:</p> <ol style="list-style-type: none"> <li>1. for Single Axle Group: 9100 kg;</li> <li>2. for Tandem Axle Group: 17 000 kg;</li> <li>3. for Tridem Axle Group: <ol style="list-style-type: none"> <li>(a) if axle spread is 3.6 metres or more, but not more than 3.7 metres: 24 000 kg;</li> <li>(b) if axle spread is 3.0 metres or more, but not more than 3.6 metres: 23 000 kg;</li> <li>(c) if axle spread is 2.4 metres or more, but not more than 3.0 metres: 21 000 kg;</li> </ol> </li> <li>4. for 16 Wheel Tandem: 25 000 kg;</li> <li>5. for Wide 16 Wheel Tandem: 32 000 kg;</li> <li>6. for 24 Wheel Tandem: 39 000 kg.</li> </ol>				

### Schedule 10

#### Multi-Trip Steering Axle Fee Table

Permitted Weight Above Legal (Tonnes)	Fee Per Month (\$)
0 tonne to 1 tonne	2.00
Greater than 1 tonne to 2 tonnes	10.00
Greater than 2 tonnes to 3 tonnes	17.00
Greater than 3 tonnes to 4 tonnes	30.00
Greater than 4 tonnes to 5 tonnes	45.00
Greater than 5 tonnes to 6 tonnes	60.00
Greater than 6 tonnes to 7 tonnes	85.00
Greater than 7 tonnes to 8 tonnes	105.00
Greater than 8 tonnes	140.00



**Schedule 11****Multi-Trip Axle Group Weight Fee Table**

<b>Permitted Weight Range per Single, Tandem and Tridem Axle Group Above Legal (Tonnes)</b>	<b>Fee Per Month (\$)</b>
0 tonne to 1 tonne	1.75
Greater than 1 tonne to 2 tonnes	7.00
Greater than 2 tonnes to 3 tonnes	12.00
Greater than 3 tonnes to 4 tonnes	21.00
Greater than 4 tonnes to 5 tonnes	32.00
Greater than 5 tonnes to 6 tonnes	44.00
Greater than 6 tonnes to 7 tonnes	60.00
Greater than 7 tonnes	75.00

**Schedule 12****High Load Corridor Routes**

- (a) Highway 1 from the junction of Secondary Road 797 to the junction of Highway 36;
- (b) Highway 14 from the junction of Highway 36 to the junction of Highway 17;
- (c) Highway 16 from the junction of Secondary Road 753 to the junction of Highway 32;
- (d) Highway 17 from the junction of Highway 14 to 22 kilometres north of the junction of Highway 14;
- (e) Highway 19 from the junction of Highway 60 to the junction of Highway 2;
- (f) Highway 21 from the junction of Secondary Road 625 to the junction of Highway 14;
- (g) Highway 22 from the junction of Highway 1A to the James River (12 kilometres north of Sundre);
- (h) Highway 22 from the junction of Highway 13 to the junction of Secondary Road 621;

- (i) Highway 28 from the west junction of Highway 41 to the east junction of Highway 41;
- (j) Highway 32 from the junction of Highway 16 to the junction of Highway 43;
- (k) Highway 36 from the junction of Highway 1 to the junction of Highway 14;
- (l) Highway 39 from the junction of Highway 60 to the junction of Highway 22;
- (m) Highway 41 from the junction of Highway 45 to the junction of Highway 55;
- (n) Highway 43 from the east junction of Highway 32 to Valleyview;
- (o) Highway 45 from the junction of Highway 15 to the junction of Secondary Road 831;
- (p) Highway 45 from the junction of Highway 36 to the junction of Highway 41;
- (q) Highway 55 from the junction of Highway 41 to the junction of Secondary Road 892;
- (r) Highway 60 from the junction of Highway 19 to the junction of Highway 39;
- (s) Secondary Road 560 from the City of Calgary to the junction of Secondary Road 797;
- (t) Secondary Road 621 from the junction of Highway 22 to the junction of Secondary Road 753;
- (u) Secondary Road 625 from Nisku to the junction of Highway 21;
- (v) Secondary Road 753 from the junction of Secondary Road 621 to the junction of Highway 16;
- (w) Secondary Road 797 from the junction of Secondary Road 560 to the junction of Highway 1.

AR 315/2002 Sched.12;190/2005





Printed on Recycled Paper 