









**CHILL, INVIGORATE, & REFRESHE  
WITH COAST FRESHE COLD PLUNGE!**



## Market Leading Features

- |   |  |   |
|---|--|---|
|  Full Lay Down Length |  Chiller Unit is Inside |  3° 3° C / 37° F Max Cooling |
|  Plug & Plunge        |  WiFi Accessible        |  Inside & Outside            |


## PREMIUM ACRYLIC SELECTION



**SNOW  
WHITE**



**STERLING  
MARBLE**



**MIDNIGHT  
CANYON**

Water  
Suctions

Anti-Slip  
Shiatsu Nodules

Dual Led  
Safety Lights

Water  
Circulation  
Return



## FILTRATION



**OZONE  
PURIFICATION**



**20 MICRON  
FILTRATION**

## TEMPERATURE OPTION



**COLD ONLY**



**HOT/COLD**

## ENERGY EFFICIENT



**INSULATED**



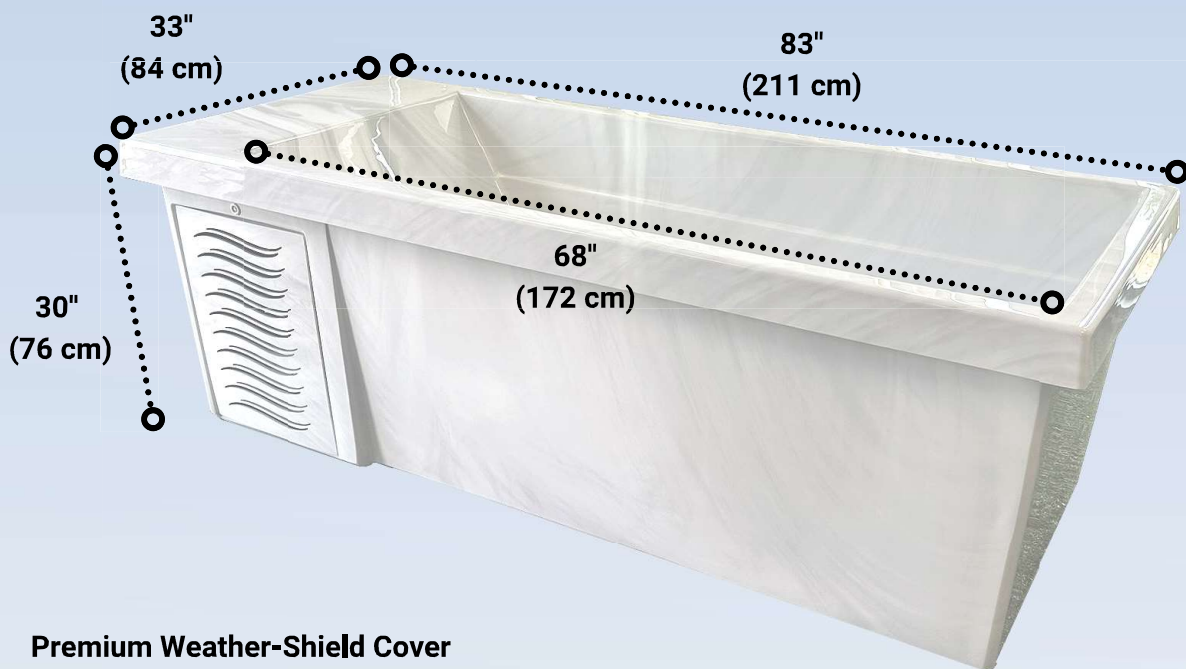
**4" WEATHERSHIELD  
PREMIUM COVER**





## **SPECIFICATIONS**

<b>Dimensions (cm/in)</b> (L x W x H)	211 x 84 x 76 cm / 83" x 33" x 30"
<b>Filled Weight (kg/lbs)</b>	461 kg / 1015 lbs
<b>Dry Weight (kg/lbs)</b>	121 kg / 265 lbs
<b>Water Capacity (L/gal)</b>	340 L / 90 gal
<b>Electrical (V)</b>	110 V



**Premium Weather-Shield Cover**  
(with Straps and extra skirting for protection)  
4" > 2.5" Tapered  
Fully Insulated

