

Coast Spas®

Oasis Collection


Refresh, Relax, Rejuvenate – Affordable Luxury for Every Lifestyle



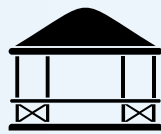
Uniquely designed for:



Patio



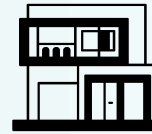
Backyard



Courtyard



Deck



Duplex



House

Oasis Collection : A Spectrum of Choices



Optional 110V



Oasis Omega Bench
4 People Capacity
25 Jets

Optional 110V



Oasis Omega Lounge
3-4 People Capacity
25 Jets



Oasis Element Bench
6 People Capacity
34 Jets



Oasis Element Lounge
5 People Capacity
34 Jets



Oasis Apex Bench
7 People Capacity
40 Jets



Oasis Apex Lounge
6 People Capacity
40 Jets



Oasis Freedom Bench
7 People Capacity
40 Jets



Oasis Mirage
8 People Capacity
40 Jets

Why Oasis Collection?

Welcome to the Oasis Collection by Coast Spas, where relaxation meets affordability in the ultimate spa experience tailored to suit every lifestyle. Our hot tubs combine the luxury you deserve with prices that won't break your budget.

Whether you're looking for an intimate 3-person oasis or a spacious retreat for up to 8, our collection offers a variety of sizes to fit your needs. Each hot tub is designed with your comfort and well-being in mind, featuring a range of health and relaxation amenities.

No matter the size of your outdoor space or style of your home, our hot tubs seamlessly integrate, adding a touch of affordable luxury to patios, backyards, decks, courtyards, and more.

Crafted with Coast Shield technology and a sturdy frame, our hot tubs are built to withstand the test of time, providing you with peace of mind for years to come. And with both 220 and 110-volt options available, you can enjoy the benefits of health and wellness wherever life takes you. Discover the Oasis Collection by Coast Spas and treat yourself to affordable luxury today.

Optional 110V



Oasis Omega
Bench

Optional 110V



Oasis Omega
Lounge

Oasis Omega Bench & Lounge: Perfect for smaller spaces, the Oasis Omega Bench & Lounge offers both a 4-seater and a 3-seater option. With 25 jets and an option to change it to 110V power supply, these compact hot tubs deliver a soothing hydrotherapy experience with convenience in mind.



Oasis Element
Bench



Oasis Element
Lounge

Oasis Element Bench & Lounge: Designed for mid-sized gatherings, the Oasis Element Bench & Lounge comes in 6-seater and 5-seater configurations, boasting 34 jets for a revitalizing soak. Whether you're entertaining guests or enjoying a quiet evening, these model provide the perfect blend of comfort and relaxation.



Oasis Apex
Bench



Oasis Apex
Lounge

Oasis Apex Bench & Lounge: Experience luxury and spaciousness with the Oasis Apex Bench & Lounge, available in 7-seater and 6-seater options. With 40 jets, these hot tub offer a comprehensive hydrotherapy experience, ensuring every muscle is rejuvenated and relaxed.



Oasis Freedom Bench

Oasis Freedom: Designed for ultimate comfort and versatility, the Oasis Freedom accommodates up to 7 people on its bench seating arrangement, featuring 40 jets for a deeply therapeutic experience. Whether you're seeking relaxation or relief from muscle tension, this model provides the freedom to unwind in style.




Oasis Mirage

Oasis Mirage: Elevate your relaxation to new heights with the Oasis Mirage, tailored for hosting large gatherings with its impressive 8-seater design. Boasting 40 jets, this hot tub delivers an extravagant hydrotherapy experience, enveloping you in a realm of serene relaxation and tranquility.



Oasis Omega Bench

Acrylic Selection



**STERLING
MARBLE**



SNOW WHITE



TUSCAN SUN



**SMOKEY
MOUNTAIN**




**MIDNIGHT
CANYON**




WISPY BLUE

Durable Synthetic Cabinet



GREY





BLACK



OPTIONAL



 25 Massage Jets

 4 Spacious Seats



SPECIFICATIONS

Seating capacity	4-5 Seats
Pump Power (hp/bhp)	3 HP / 5 BHP (Smart Flow)
Dimensions (cm/in) (L x W x H)	168 x 212 x 92 cm / 66" x 83.5" x 36"
Jets	Standard 25 up to 99 Custom Jets
Filled Weight (kg/lbs)	1224 kg / 2698 lbs
Dry Weight (kg/lbs)	294 kg / 581 lbs
Water Capacity (L/gal)	930 L / 246 gal
Electrical (V)	220V (Optional 110 V / Plug & Tub)

FILTRATION



**50 sq.ft Pressurized
Filtration System**



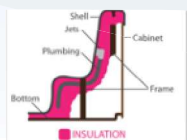
**Upgradable
O3One Ozone**

HEALTH & WELLNESS



**Shiatsu Massage
Nodules**

ENERGY EFFICIENT



**Foam Core
Insulation**



**4" WeatherShield
Cover**

Oasis Omega Lounge

Acrylic Selection



STERLING
MARBLE



SNOW WHITE



TUSCAN SUN



SMOKEY
MOUNTAIN



MIDNIGHT
CANYON



WISPY BLUE

Durable Synthetic Cabinet



GREY








BLACK



OPTIONAL



 25 Massage Jets

    2 Seats + Reversible Lounger



SPECIFICATIONS

Seating capacity	2 Seats + Reversible Lounger
Pump Power (hp/bhp)	3 HP / 5 BHP (Smart Flow)
Dimensions (cm/in) (L x W x H)	167.5 x 212 x 92 cm / 66" x 83.5" x 36"
Jets	Standard 25 up to 99 Custom Jets
Filled Weight (kg/lbs)	1184 kg / 2610 lbs
Dry Weight (kg/lbs)	294 kg / 647 lbs
Water Capacity (L/gal)	890 L / 235 gal
Electrical (V)	220V (Optional 110 V / Plug & Tub)

FILTRATION



**50 sq.ft Pressurized
Filtration System**



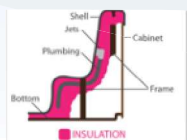
**Upgradable
O3One Ozone**

HEALTH & WELLNESS



**Shiatsu Massage
Nodules**

ENERGY EFFICIENT




**Foam Core
Insulation**



**4" WeatherShield
Cover**

Oasis Element Bench

Acrylic Selection



STERLING
MARBLE



SNOW WHITE



TUSCAN SUN



SMOKEY
MOUNTAIN




MIDNIGHT
CANYON




WISPY BLUE

Durable Synthetic Cabinet




GREY



BLACK



 34 Massage Jets

      6 Spacious Seats



SPECIFICATIONS

Seating capacity	6 Seats
Pump Power (hp/bhp)	3.5HP / 5BHP (2HP + 1.5HP Pumps)
Dimensions (cm/in) (L x W x H)	212 x 212 x 92 cm / 83.5" x 83.5" x 36"
Jets	Standard 34 up to 90 Custom Jets
Filled Weight (kg/lbs)	1688 kg / 3721 lbs
Dry Weight (kg/lbs)	420 kg / 925 lbs
Water Capacity (L/gal)	1268 L / 335 gal
Electrical (V)	220 V

FILTRATION



**50 sq.ft Pressurized
Filtration System**



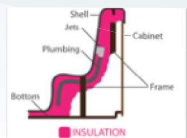
**Upgradable
O3One Ozone**

HEALTH & WELLNESS




**Shiatsu Massage
Nodules**

ENERGY EFFICIENT



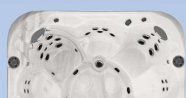
**Foam Core
Insulation**



**4" WeatherShield
Cover**

Oasis Element Lounge

Acrylic Selection



**STERLING
MARBLE**



SNOW WHITE



TUSCAN SUN



**SMOKEY
MOUNTAIN**




**MIDNIGHT
CANYON**




WISPY BLUE

Durable Synthetic Cabinet









GREY



BLACK



 34 Massage Jets

     4 Seats + Lounger



SPECIFICATIONS

Seating capacity	4 Seats + Lounger
Pump Power (hp/bhp)	3.5HP / 5BHP (2HP + 1.5HP Pumps)
Dimensions (cm/in) (L x W x H)	212 x 212 x 92 cm / 83.5" x 83.5" x 36"
Jets	Standard 34 up to 90 Custom Jets
Filled Weight (kg/lbs)	1630 kg / 3594 lbs
Dry Weight (kg/lbs)	420 kg / 925 lbs
Water Capacity (L/gal)	1210 L / 320 gal
Electrical (V)	220 V

FILTRATION



**50 sq.ft Pressurized
Filtration System**



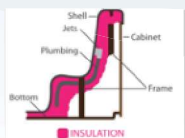
**Upgradable
O3One Ozone**

HEALTH & WELLNESS



**Shiatsu Massage
Nodules**

ENERGY EFFICIENT



**Foam Core
Insulation**



**4" WeatherShield
Cover**

Oasis Apex Bench

Acrylic Selection



**STERLING
MARBLE**




SNOW WHITE



TUSCAN SUN



**SMOKEY
MOUNTAIN**




**MIDNIGHT
CANYON**




WISPY BLUE

Durable Synthetic Cabinet




GREY



BLACK



 40 Massage Jets



7 Spacious Seats



SPECIFICATIONS

Seating capacity	7 Seats
Pump Power (hp/bhp)	6 HP/ 8 BHP (2x 3HP Smart Pumps)
Dimensions (cm/in) (L x W x H)	234 x 234 x 92 cm / 92" x 92" x 36"
Jets	Standard 40 up to 90 Custom Jets
Filled Weight (kg/lbs)	2224 kg / 4903 lbs
Dry Weight (kg/lbs)	672 kg / 1482 lbs
Water Capacity (L/gal)	1552 L / 410 gal
Electrical (V)	220 V

FILTRATION



**50 sq.ft Pressurized
Filtration System**



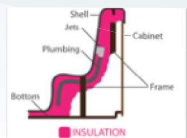
**Upgradable
O3One Ozone**

HEALTH & WELLNESS




**Shiatsu Massage
Nodules**

ENERGY EFFICIENT




**Foam Core
Insulation**



**4" WeatherShield
Cover**

Oasis Apex Lounge

Acrylic Selection



**STERLING
MARBLE**



SNOW WHITE



TUSCAN SUN



**SMOKEY
MOUNTAIN**




**MIDNIGHT
CANYON**




WISPY BLUE

Durable Synthetic Cabinet




GREY



BLACK



 40 Massage Jets



5 Seats + Lounger



SPECIFICATIONS

Seating capacity	5 Seats + Lounger
Pump Power (hp/bhp)	6 HP/ 8 BHP (2x 3HP Smart Pumps)
Dimensions (cm/in) (L x W x H)	234 x 234 x 92 cm / 92" x 92" x 36"
Jets	Standard 40 up to 90 Custom Jets
Filled Weight (kg/lbs)	2168 kg / 4780 lbs
Dry Weight (kg/lbs)	672 kg / 1482 lbs
Water Capacity (L/gal)	1496 L / 395 gal
Electrical (V)	220 V

FILTRATION



**50 sq.ft Pressurized
Filtration System**



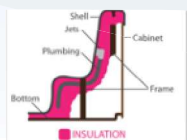
**Upgradable
O3One Ozone**

HEALTH & WELLNESS



**Shiatsu Massage
Nodules**

ENERGY EFFICIENT



**Foam Core
Insulation**



**4" WeatherShield
Cover**

Oasis Freedom Bench

Acrylic Selection



**STERLING
MARBLE**



SNOW WHITE



TUSCAN SUN



**SMOKEY
MOUNTAIN**




**MIDNIGHT
CANYON**




WISPY BLUE

Durable Synthetic Cabinet




GREY



BLACK



 40 Massage Jets



7 Spacious Seats



SPECIFICATIONS

Seating capacity	7 Seats
Pump Power (hp/bhp)	6HP / 8BHP (2 x 3HP Pumps)
Dimensions (cm/in) (L x W x H)	234 x 234 x 101.5 cm / 92" x 92" x 40"
Jets	Standard 40 up to 77 Custom Jets
Filled Weight (kg/lbs)	2251 kg / 4963 lbs
Dry Weight (kg/lbs)	585 kg / 1291 lbs
Water Capacity (L/gal)	1666 L / 440 gal
Electrical (V)	220 V

FILTRATION



**50 sq.ft Pressurized
Filtration System**



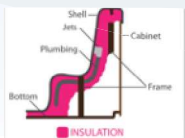
**Upgradable
O3One Ozone**

HEALTH & WELLNESS




Foot Dome

ENERGY EFFICIENT



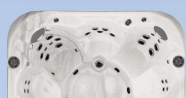
**Foam Core
Insulation**



**4" WeatherShield
Cover**

Oasis Mirage

Acrylic Selection




**STERLING
MARBLE**



SNOW WHITE




TUSCAN SUN




**MIDNIGHT
CANYON**

Durable Synthetic Cabinet




GREY



BLACK



 40 Massage Jets



7 Seats + Lounger



SPECIFICATIONS

Seating capacity	7 Seats + Lounger
Pump Power (hp/bhp)	6 HP/ 8 BHP (2x 3HP Smart Pumps)
Dimensions (cm/in) (L x W x H)	335 x 234 x 101.5 cm / 132" x 92" x 40"
Jets	Standard 40 up to 77 Custom Jets
Filled Weight (kg/lbs)	3322 kg / 7324 lbs
Dry Weight (kg/lbs)	748 kg / 1649 lbs
Water Capacity (L/gal)	2234 L / 590 gal
Electrical (V)	220 V

FILTRATION

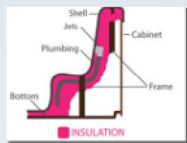


**50 sq.ft Pressurized
Filtration System**



O3One Ozone

ENERGY EFFICIENT



**Foam Core
Insulation**



**4" WeatherShield
Cover**



Optional 110V



Oasis Omega Bench
4 People Capacity
25 Jets

Optional 110V



Oasis Omega Lounge
3-4 People Capacity
25 Jets



Oasis Element Bench
6 People Capacity
34 Jets



Oasis Element Lounge
5 People Capacity
34 Jets



Oasis Apex Bench
7 People Capacity
40 Jets



Oasis Apex Lounge
6 People Capacity
40 Jets



Oasis Freedom Bench
7 People Capacity
40 Jets



Oasis Mirage
8 People Capacity
40 Jets