



Contrast Therapy Hot and Cold Plunge

Balance Restored, Wellness Revealed



Uniquely Designed



**Fitness
Enthusiasts
& Athletes**



**Health &
Wellness
Devotees**



**Residential
Applications**



**Hotels and
Resorts**



**Apartment
Complexes &
Common Areas**



**Gyms and
Fitness
Centers**



**Spas and
Wellness
Centers**



**Physical
Therapy
Clinics**



FILTRATION SYSTEM

The Coast Freshe Contrast Therapy Hot and Cold Plunge Filtration system brings a number of important benefits including: Improved Water Quality as it helps to remove impurities and contaminants from the water, such as dirt, debris, and bacteria. Reduced strain on the Coast Freshe system by removing debris and contaminants before they can clog the system, allowing the Coast Freshe system to operate more efficiently and last longer. Increased Energy efficiency by keeping the water clean and clear which enables the Coast Freshe system to operate efficiently to maintain the desired temperature, which can save energy and reduce costs and provide Peace of mind by ensuring that the water is clean and ready to use.



NO PLUMBING REQUIRED

The Coast Freshe Contrast Therapy Hot and Cold Plunge was designed to be self-contained, which means that once you fill it up from a hose, your water can last up to 6 months without changing it with proper maintenance. Please refer to FAQ's for information on proper maintenance.




INDOOR OR OUTDOOR

We have designed our Coast Freshe Contrast Therapy Hot and Cold Plunge to be aesthetically pleasing for inside and outside settings. Using state of the art insulation materials our Coast Freshe can be enjoyed in any environment. You can use in hot or cold climates and even during long periods of freezing for which we recommend our Hot & Cold Coast Freshe unit.



EXTERIOR & INTERIOR LIGHTING

The Coast Freshe Contrast Therapy Hot and Cold Plunge has modern elegant wrap around lighting on the outside and two underwater lights to illuminate the aesthetically and functionally pleasing design.



PLUG AND PLUNGE



Coast Freshe Contrast Therapy Hot and Cold Plunge uses a standard 110V outlet, with one plug for each zone. It is strongly recommended you have a dedicated circuit with a STANDARD – 15 amp breaker, for each.



BUILT TO LAST

The Coast Freshe Contrast Therapy Hot and Cold Plunge is made using ABS backed acrylic and Coast Shield to provide a high quality, durable and long-lasting tub.

Dimensions (cm/in) (L x W x H)	90" x 90" x 30" / 228.6cm x 228.6cm x 76.2 cm
Water Capacity (L/gal)	954 L / 252 USG
Dry Weight (kg/lbs)	223.6 kg / 493 lbs
Filled Weight (kg/lbs)	1177.6 kg / 2596.2 lbs
Electrical (V)	110 V



DESIGNED FOR INDOOR
& OUTDOOR USE



HEATING AND
COOLING UNITS
INSIDE



SLEEK
FILTRATION UNIT




INSULATION
(ENERGY EFFICIENT)



EASY-TO-USE
CONTROL PANEL
*WITH ADJUSTABLE JET
SPEEDS AND LIGHTING
COLOUR OPTIONS

Dimensions (cm/in) (L x W x H)	90" x 90" x 30" / 228.6cm x 228.6cm x 76.2 cm
Water Capacity (L/gal)	954 L / 252 USG
Dry Weight (kg/lbs)	359.7 kg / 793 lbs
Filled Weight (kg/lbs)	1313.7 kg / 2890.14 lbs
Electrical (V)	110 V



AESTHETICALLY
DESIGNED FOR INDOOR
& OUTDOOR USE



CHILLER UNIT INSIDE



LEADING
FILTRATION



INSULATION
(ENERGY
EFFICIENT)



AUTOMATIC
CHEMICAL DOSING
SYSTEM