



AV HOMES

Architectural Criteria

Adopted – August 25, 2015

1st Revision – March 16, 2016 – Guidelines have been restructured and reformatted to be searchable; A new, easy to use, table of contents was added; Section I(D) Fees - was amended to include a fee schedule; Section I(D) Fees was amended to include a No-Permit Fee; Section 3(E)(9) Flags – was amended to clarify the type of flags that will be approved by the Reviewing Body.

2nd Revision – June 17, 2016 – Sections III(E) House Modifications – was amended to include guidelines for gutters and downspouts; Section III(E)(4) Screened Patios – was amended to clarify the color and material to be used in all screened structures; Section (IV)(M) Pools, Spas, and Water Features – was amended to clarify the color and material to be used in all screened structures for pools and spas.

3rd Revision – May 10, 2017 – Section IV(F) was amended to remove the words “and white picket vinyl”; Exhibit D was amended to remove the white vinyl picket fence specifications; and Exhibit E amended to show that black picket aluminum fencing is the only type of permitted fencing on all lots.

This Architectural Criteria is the property of Avatar Properties Inc., d/b/a AV Homes, the Developer under the Declaration of Covenants, Conditions, and Restrictions for Old Still and is subject to change from time to time at the discretion of the Developer only. It is not intended for distribution other than to provide information to Old Still homeowners considering modifications to their homes or Lots.

TABLE OF CONTENTS

SECTION I - INTRODUCTION	4	10. <u>Front Area and Courtyard</u>	10
A. Welcome to Old Still.....	4	11. <u>Front Door</u>	10
B. Governmental Requirements.....	4	12. <u>Front Entryway and Porch</u>	10
C. Required Approvals for Modification Activity.....	4	13. <u>Gutters and Downspouts</u>	10
D. Fees.....	5	14. <u>Height of Building</u>	10
E. Inspections.....	5	15. <u>Hurricane Protective Systems</u>	10
F. Conditions for Commencement of Work.....	6	16. <u>Lot Drainage/Roof Drainage</u>	11
G. Applying for Approvals from Gov't Agencies.....	6	17. <u>Pergolas/Gazebos</u>	11
SECTION II – APPLICATION REQUIREMENTS	6	18. <u>Plantings</u>	11
A. Applications.....	6	19. <u>Setback Lines</u>	11
1. <u>Owner Information</u>	6	20. <u>Shaded Devices</u>	11
2. <u>Lot Information</u>	6	21. <u>Shutters and Window Boxes</u>	11
3. <u>Modification Activity Information</u>	6	22. <u>Slope of Roof</u>	11
4. <u>Contractor Information</u>	6	23. <u>Wall Height</u>	12
B. Landscaping or Site Work Affecting Landscaping.....	6	24. <u>Water Features</u>	12
1. <u>Name of Landscape Designer</u>	6	25. <u>Yard Furniture</u>	12
2. <u>Landscape Plans</u>	6		
C. Changes or Additions to Structures.....	7	SECTION IV – LANDSCAPE AND HARDSCAPE	
1. <u>Name of Architect/Builder</u>	7	GUIDELINES	12
2. <u>Proposed Plans</u>	7	A. Landscaping.....	12
D. Property Management Review of Selected Modifications.....	7	B. Landscaping for Lots.....	12
E. Review Procedure and Notice of Pending Application.....	7	1. <u>Commonly Used Plant Material</u>	12
F. Notice of Decision or Reviewing Body.....	8	2. <u>Irrigation Systems</u>	12
1. <u>“Approved”</u>	8	3. <u>Landscape and Lawn Maintenance</u>	12
2. <u>“Approved as Noted”</u>	8	4. <u>Planting Beds</u>	12
3. <u>“Not Approved” Denied</u>	8	5. <u>Swales</u>	13
G. Effect on Building Permit or Other Government Approval.....	8	C. General Landscaping Criteria.....	13
H. Effect of Modification on House Warranties.....	8	1. <u>Approvals</u>	13
I. Owner Responsibilities.....	8	2. <u>Permitted Ground Cover</u>	13
SECTION III – RESIDENTIAL ARCHITECTURAL		3. <u>Dead or Diseased Plantings</u>	13
CRITERIA	8	4. <u>Natural Vegetation</u>	13
A. Architectural Character.....	8	5. <u>Restrictions on Paved Cover</u>	13
B. Architectural Impact on Nearby Property.....	8	D. Landscape Accessories.....	13
C. Standards May Vary.....	8	1. <u>Arbors</u>	13
D. Waiver of Standards.....	9	2. <u>Birdhouses/Feeders</u>	14
E. House Modifications.....	9	3. <u>Fountains</u>	14
1. <u>Approved Materials</u>	9	4. <u>Ground Mounted Landscape Accessories</u>	14
2. <u>Arbors/Archway/Trellises</u>	9	5. <u>Trellises</u>	14
3. <u>Architectural Design</u>	9	E. Plastic Sheeting.....	14
4. <u>Covered Patios</u>	9	F. Fencing.....	14
5. <u>Decorations</u>	9	1. <u>Decorative Fencing</u>	14
6. <u>Decorative Outdoor Furniture</u>	9	2. <u>Fence Guidelines</u>	14
7. <u>Exposed Rafters</u>	9	3. <u>Perimeter Fences</u>	15
8. <u>Fences/Gates</u>	9	G. Privacy Hedging/Plantings.....	15
9. <u>Flags</u>	9	H. Ancillary Equipment.....	15
		1. <u>Antennas, Aerials, and Satellite Dishes</u>	15
		2. <u>Exterior Appliances</u>	16
		3. <u>Exterior Sound Emitting Devices</u>	16
		4. <u>Interior Water Treatment</u>	16
		5. <u>Mechanical Equipment</u>	16

6.	<i>Roof Top Decorations</i>	16
7.	<i>Trash Containers</i>	16
8.	<i>Window and Roof Mounted Equipment</i>	16
I.	Signage	16
1.	<i>General Limitations</i>	16
2.	<i>No Soliciting Signs</i>	16
3.	<i>Security System Signs</i>	16
4.	<i>Exemption</i>	17
J.	Other Prohibited Exterior Features	17
K.	Lighting	17
1.	<i>Fences/Building Mounted</i>	17
2.	<i>Holiday Lighting</i>	17
3.	<i>Lampposts</i>	17
4.	<i>Landscape Requirements</i>	17
5.	<i>Landscape Walkways</i>	17
6.	<i>Large Bushes/Trees</i>	18
7.	<i>Spotlight/Floodlights</i>	18
L.	Mailboxes	18
M.	Pools, Spas, and Water Features	18
N.	Outdoor Kitchens	18

<u>SECTION V – REVIEWING BODY</u>	
<u>SUBCOMMITTEES</u>	18

<u>SECTION VI – ENFORCEMENT OF GUIDELINES</u>	
<u>AND REVIEWING BODY ACTIONS</u>	19

<u>SECTION VII – AMENDMENTS TO</u>	
<u>ARCHITECTURAL CRITERIA</u>	19

<u>SECTION VIII – DEVELOPER IMPROVEMENTS</u>	19
---	----

<u>EXHIBIT A – BUILDING SETBACKS</u>	20
---	----

<u>EXHIBIT B – APPROVED INERT MATERIALS</u>	21
--	----

<u>EXHIBIT C – COMMONLY USED</u>	
<u>PLANT MATERIAL</u>	22

<u>EXHIBIT D – APPROVED FENCE MATERIAL</u>	
<u>AND SPECIFICATIONS</u>	24

<u>EXHIBIT E – APPROVED FENCE</u>	
<u>STYLE PER LOT</u>	25

<u>EXHIBIT F – APPROVED FENCE LOCATIONS</u>	26
--	----

<u>EXHIBIT G – “FOR SALE” SIGN STYLE</u>	
<u>AND DIMENSIONS</u>	28

SECTION I - INTRODUCTION

- A. Welcome to Old Still.** Old Still is a community designed to respect the visual character of its site and strives to minimize its environmental impact while maximizing water and energy conservation principles, all to the extent feasible. In order to preserve and enhance these principles, these architectural criteria were established to maintain certain standards by which the community may grow and develop (this “**Architectural Criteria**”).

This Architectural Criteria has been prepared by Avatar Properties Inc., d/b/a AV Homes, as the Developer pursuant to the Declaration of Covenants, Conditions and Restrictions for Old Still, as amended from time-to-time, (“**Declaration**”) recorded with the Clerk of Court in Duval County, Florida. This Architectural Criteria may be changed and amended to serve the needs of an evolving community pursuant to the procedures set forth in the Declaration and in this Architectural Criteria.

This Architectural Criteria provides an overall framework to allow the community to develop and progress in an orderly manner by implementing planning concepts, philosophy, and requirements of regulatory agencies. This Architectural Criteria includes minimum standards for the design, size, location, style, structure, materials, color, mode of architecture, mode of landscaping, and relevant criteria for the construction and modification of improvements of any type. They also establish a process for judicious review of proposed new developments and changes within the community.

For purpose of this Architectural Criteria, the “**Reviewing Body**” refers either to the Developer, the Modifications Committee, or the Architectural Review Committee, as applicable. (The Board of Directors of Old Still Homeowners Association, Inc. may establish the Modifications Committee.)

- B. Governmental Requirements.** Any individual(s) or entity owning a Lot within Old Still (“**Owner**”) has the responsibility of complying with all Governmental Requirements and obtaining all necessary permits and approvals from the appropriate federal, state, county, or municipal governmental agencies (“**Governmental Agencies**”) before beginning approved work on a project. For example, Duval County may require certain permits, depending on the proposed change, alteration, or addition. The Owner shall provide copies of any such required permits or approvals to the Reviewing Body if so requested.

To the extent that any Governmental Requirement requires a more restrictive standard than those found in this Architectural Criteria or the Declaration, the Governmental Requirement shall prevail. To the extent that the Governmental Requirement is less restrictive than this Architectural Criteria, or the Declaration, the Declaration and this Architectural Criteria shall prevail.

- C. Required Approvals for Modification Activity.** The Owner is required to submit an application to the Reviewing Body and request the review of plans for any modification, addition, or improvement to the exterior of the home or upon the Lot (“**Modification Activity**”) prior to beginning the Modification Activity. Modification Activity, shall include, but is not limited to:
- The removal of any tree.
 - Constructing improvements on a Lot.

- Modifying or adding to existing improvements (other than repainting an improvement in its original color).
- Installing a fountain, pool, spa, or other water feature.
- Constructing or installing fences, walls, decks, fireplaces, permanent outdoor barbecue, or other hardscape, such as walks, driveways, paving, brick, masonry, railroad ties, wood trim, concrete, rocks, flagstone, or any inert material.
- Landscaping, irrigation, alteration of grades, or drainage.
- Placing any object, ornament, monument, statue, sign, or similar accessory on a Lot that is visible from the street or by neighbors, including, but not limited to, lighting, flags, or lawn ornaments.

These guidelines may identify permitted exceptions.

All applications shall be submitted to the Reviewing Body for approval prior to commencing work on the Modification Activity. The fact that similar Modification Activity may exist or has been approved for another site does not automatically set a precedent for similar Modification Activity. Beginning or completing the Modification Activity prior to approval by the Reviewing Body does not mean that the approval requirement is waived. An Owner may be required to remove or correct any Modification Activity if not approved.

- D. Fees.** All applications shall be subject to the following application review fee (“**Application Review Fee**”) and completion deposit (“**Completion Deposit**”) schedule:

Total Project Price	Application Review Fee	Completion Deposit
\$0.00 – \$500.99	\$25.00	\$0.00
\$501.00 - \$2,999.99	\$25.00	\$500.00
\$3,000.00 – \$9,999.99	\$50.00	\$1,000.00
\$10,000 & up	\$50.00	\$1,500.00

The Application Review Fee and Completion Deposit shall be submitted with the application as two (2) separate checks and shall be made payable to **Old Still Homeowners Association, Inc.** The Application Review Fee may be waived at the discretion of the Reviewing Body. The Reviewing Body may require that Owner pay the submission and review costs associated with submission and review of plans by an architect or engineer. The Reviewing Body may also require that the Owner deposit funds to cover the cost of periodic inspection during the work, to ensure proper cleanup of the work site during and after completion of the work, or to provide reasonable security that a condition of approval will be met. Finally, the Reviewing Body may require that Owner submit all quotes and/or proposals including pricing sheets as verification of the total project cost.

If the Owner does not submit an application or alters the plans after application has been approved by the Reviewing Body, the Owner will be assessed a One Hundred Dollar (\$100.00) no-permit fee (“**No-Permit Fee**”) and be required to submit a new application and Application Review Fee. The new application is subject to approval.

- E. Inspections.** The Reviewing Body shall appoint members or representatives to conduct inspections of Modification Activity in progress and completed work. These inspections may be conducted after the approval

of an application prior to the commencement of work and at completion of work in order to ensure that the work complies with the approved application. However, the Reviewing Body has no obligation to ensure that the work is done in compliance with approved plans or Government Requirements.

F. Conditions for Commencement of Work. NO WORK SHALL COMMENCE ON ANY MODIFICATION ACTIVITY UNTIL AN APPLICATION FOR THE WORK HAS BEEN SUBMITTED TO, **AND APPROVED** BY, THE REVIEWING BODY.

G. Applying for Approvals from Government Agencies. Unless otherwise expressly approved in writing by the Reviewing Body, **prior** to submittal of a request for a permit or approval from any Government Agency, the Owner must obtain the approval of the Reviewing Body for the Modification Activity for which the permit or approval will be requested. If the permit or approval from the Government Agency differs from the approval of the Reviewing Body, the Owner must re-submit the proposed change to the Reviewing Body. Unless required by applicable law, approval by a Government Agency shall not bind the Reviewing Body with respect to a permit or approval from the Government Agency which differs from the approval by the Reviewing Body.

SECTION II - APPLICATION REQUIREMENTS

A. Applications. All applications shall include the following:

1. **Owner information.** Name of owner(s) and owner(s) contact information.
2. **Lot Information.** Lot number, phase number, and street address
3. **Modification Activity Information.** Appropriate information for the particular type of Modification Activity, as summarized below.
4. **Contractor Information.** Name, street address, and contact information of contractor doing the proposed work (if known).

B. Landscaping or Site Work Affecting Landscaping. Such applications shall include the following:

1. **Name of Landscape Designer.** Name of any landscape designer involved in preparing the landscaping plans, including the landscape designer's street address and contact information.
2. **Landscape Plans.** Two (2) hard copies or a Digital PDF copy of the landscape plans, including (unless otherwise expressly approved by the Reviewing Body):
 - a. North arrow; scale of drawing; existing site features; existing trees (type and diameter at five feet above existing grade); significant shrubs; property lines; adjacent land uses; (examples: residential Lot, common area, lagoon, etc.); and location or edge of streets, walks, walls, fences, houses, service areas, decks, patios, walks and drives. Minimum scale of drawings to be 1 inch = 20 feet.
 - b. Proposed changes to items listed above, including any additional hardscape that Owner desires to install, such as brick, masonry, wood edging, concrete, rocks or other inert materials; and existing plantings to be removed. (Proposed changes should be clearly identified by color, shading, or other contrasting technique). Color pictures, brochures, and color samples of products shall be submitted with application to assist the Reviewing Body in understanding the application.
 - c. Existing site drainage, including drainage structures, direction and slope of flow and any proposed alterations to this drainage.
 - d. Proposed plantings, with plant list and plant key for any abbreviations used, varieties, quantities, sizes, and spacing. Locations of proposed trees, shrubs, ground covers, mulching, and grassing (clearly

- labeled). Plant symbol to be to scale and show mature size (diameter) of the proposed plant with a circle. Indicate center of proposed plant with a “+” and the center of an existing plant with an “o”.
- e. Plan for any irrigation system modifications (preferably on a separate drawing) to include location of automatic timer box and any rain sensor, and approximate location of valves, sprinkler heads, irrigation lines and sizes.

****Please note that any additional approved landscaping that is added to an Owner’s Lot will be included in the weekly yard maintenance proved by the Association unless otherwise noted.***

C. Changes or Additions to Structures. Such applications shall include the following:

1. Name of Architect/Builder. Name of any architect or builder involved in preparing the proposed plans, including the architect or builder’s street address and contact information
2. Proposed Plans. Two (2) hard copies or a Digital PDF copy of the proposed plans, including (unless otherwise expressly approved by the Reviewing Body):
 - a. Site drawings showing North arrow; scale of drawing; existing site features; trees (type and diameter at five feet above existing grade); significant existing shrubs; property lines; adjacent land uses (examples: residential lot, common area, lagoon, etc.); and location or edge of streets, walks, walls, fences, houses, service areas, utility equipment, decks, patios, walks, and drives. Minimum scale of drawings to be 1 inch = 10 feet.
 - b. Existing and proposed floor plan.
 - c. Existing elevation (photograph acceptable) and elevation of any proposed exterior modification. (If Owner has a photograph of another house or a picture from a magazine or brochure such photo does not replace the requirement for plans and details of changes to Owner’s property.)
 - d. Proposed material and color samples, including location of proposed use.
 - e. If the change or addition affects the roof or roofline, a roof plan should also be submitted. A building section may be requested depending on the complexity of the change or addition.
 - f. Minimum scale of floor plan, elevation, and sections shall be ¼ inch = 1 foot.

D. Property Management Review of Selected Modifications. The Reviewing Body may delegate authority to the property manager to review and approve specific routine modifications for the convenience of Owners. If the approval decision is not clear-cut, the property manager will forward the application to the Reviewing Body for a decision.

E. Review Procedure and Notice of Pending Application. Unless otherwise expressly approved by the Reviewing Body, the Reviewing Body shall review each application without a hearing and based solely on the information contained within the application. An Owner or another Owner affected by the proposed application may request a hearing, but the decision as to whether a hearing shall be granted and the form of such hearing shall be determined solely by the Reviewing Body. If the Modification Activity is, in the opinion of the Reviewing Body, is likely to be controversial or a matter of substantial community interest, the Reviewing Body may require that a notice or sign in a form approved by the Reviewing Body be placed on the property for a reasonable time to give notice of the pending application.

Reasonable efforts shall be made by the Reviewing Body to respond to an application within ten (10) business days of receipt of all required information.¹ The decision of the Reviewing Body shall be final on all matters submitted to it.

- F. Notice of Decision of Reviewing Body.** Upon completion of review by the Reviewing Body, one set of plans or a digital PDF packet shall be returned to the Owner accompanied by a letter indicating the Reviewing Body's decision. The action of the Reviewing Body shall be stated in one of the following ways:
1. **"Approved."** The entire application submitted is approved in total.
 2. **"Approved as Noted."** The application submitted is partially approved or approved with conditions. An Owner may only proceed with the work to be performed if it complies with all conditions set forth in the letter from the Reviewing Body, or on or in any document enclosed with the letter.
 3. **"Not Approved"** (*Denied*). The entire application submitted is not approved and no work shall commence.
- G. Effect on Building Permit or Other Government Approval.** If the application for a Modification Activity submitted by an Owner requires a building permit or other Governmental Requirement, approval by the Reviewing Body is not a guarantee that such permit or other Government Requirement will be approved by the appropriate Governmental Agency. If the appropriate Governmental Agency requires modification to the plans approved by the Reviewing Body, such modifications must also be approved by the Reviewing Body in order for the Owner to proceed with the Modification Activity.
- H. Effect of Modifications on House Warranties.** Owners are responsible for verifying the effect of any proposed modifications against any existing warranties for nullification concerns.
- I. Owner Responsibilities.** It is the responsibility of each Owner to comply with all requirements of this Architectural Criteria in addition to the Declaration and any applicable supplemental declarations.

SECTION III – RESIDENTIAL ARCHITECTURAL CRITERIA

- A. Architectural Character.** Original home styles are to be maintained except as approved by the Reviewing Body.
- B. Architectural Impact on Nearby Property.** Applications for additions to a structure shall be reviewed for proximity to setback lines, impact on drainage, and significant buffering foliage, and access for drainage and utilities. Where the Reviewing Body determines that there is a significant adverse impact, the application will be "not approved" or "approved as noted".
- C. Standards May Vary.** Design or exterior changes appropriate for property in one area may not be applicable to another area.

¹ Ten (10) business days starts from the date the Reviewing Body acknowledges receipt of an application meeting all requirements specified in this Architectural Criteria related to the requested addition, removal, or modification.

D. Waiver of Standards. The Reviewing Body shall have the right, in its sole discretion, to waive, in writing, specific standards as they apply to a particular application if the Reviewing Body determines, in its sole discretion, that such waiver is warranted as a result of special conditions or factors not commonly encountered and such waiver will not have a material adverse impact on this Architectural Criteria and the community. Any waiver shall be limited to the maximum extent feasible while responding to the special conditions or factors.

E. House Modifications.

1. Approved Materials. Unless expressly approved by the Reviewing Body, all materials used in maintenance, repair, additions, and alterations shall match those used in the original construction of the dwelling unit as to color, composition, type, and method of attachment. When house, storm or hurricane windows are added or replaced with new materials, the description, trim color and glazing specifications on those materials shall be included with the application for addition or replacement to ensure that the long term appearance will be compatible and will not degrade with long term exposure to the elements. The Reviewing Body may allow substitute materials.
2. Arbors/Archway/Trellises. Not permitted in front or side yards. The placement of arbors, archways, and trellises shall be at least twenty (20) feet from any neighbors Lot line, may not obstruct a neighboring Lot's view of a natural landscape features including, but not limited to, a pond or common green space, and may only be placed in the rear yard. Application for size, materials, and placement shall be submitted to and approved by the Reviewing Body prior to installation.
3. Architectural Design. The architectural design of any and all additions, alterations, repainting, and renovations to the exterior of an existing home shall conform to, or be compatible with, the design of the original home in style, detailing, materials, and color. Any such addition, alteration, or renovation shall be made only after application to, and written approval by, the Reviewing Body.
4. Covered Patios. Homes with a covered patio may later enclose the patio with screening or a combination of windows, doors, and screening approved by the Reviewing Body. All screened structures must be constructed using dark bronze aluminum framing and black or charcoal screening. Any renovation of a covered patio to a screened patio (or a window/screen combination) or patio addition, extension, etc. shall be made only after application to, and written approval by, the Reviewing Body. Conversion to a conditioned living space may void warranties the Owner has from the Developer or original builder.
5. Decorations. Decorations attached to walls, on pedestals, or suspended from a covered structure are acceptable if the decorative features are in harmony with the property's frontal view. All decorations are subject to approval by the Reviewing Body.
6. Decorative Outdoor Furniture. Decorative furniture shall be in harmony with the frontal view in style and color. The maximum height of the furniture is three (3) feet and the maximum width is five (5) feet. Furniture in the front of the home may only be placed on the front porch. All decorative furniture must be designated as outdoor furniture and shall be subject to approval by the Reviewing Body.
7. Exposed Rafters. Exposed rafter type covers shall match the house material and color when the patio is attached or has a common side with the home and shall be installed only after application to, and written approval by, the Reviewing Body.
8. Fence/Gates. Refer to Section IV(F) on page 12 of this Architectural Criteria.
9. Flags. No flag or banner shall be exhibited, displayed, inscribed, painted or affixed in, or upon any part of Old Still that is visible from the outside without prior written approval from the Reviewing Body (other than one (1) American flag per lot). Flags that will be approved by the Reviewing Body in Old Still include (1) official flag of the State of Florida displayed in a respectful manner, and one (1) portable, removable,

official flag, not larger than 4 ½ feet by 6 feet and displayed in a respectful manner, which represents the United States Army, Navy, Air Force, Marine Corps, Coast Guard, or POW-MIA flag. All flags shall be maintained in good condition and should not be displayed on days when the weather is inclement. Proper lighting is required for nighttime display of the American Flag. However, flags or signs for sports teams may be displayed a day before, the day of, and a day after a sporting event (a maximum of three (3) days). Flags and signs for sports teams cannot exceed twelve (12) square feet.

10. Front Area and Courtyard. Front courtyards with fence structures are not permitted. No part of the front entry/porch/courtyard shall be enclosed by screen or full walled (floor to ceiling) structure.
11. Front Door. Solid color shall be compatible to house colors. Material shall be suitable for front door installations. Storm doors and screens shall be of manmade material (no wood storm doors).
12. Front Entryway and Porch. Modifications to the front entryway and porch which are visible from the street must be in compliance with this Architectural Criteria and aesthetically in harmony with the individual and neighboring properties and shall be made only after application to, and written approval by, the Reviewing Body.
13. Gutters and Downspouts. The location, type, and color of all gutters, downspouts, splashguards, and gutter guards, shall be approved by the ARC prior to installation. All gutters, downspouts, and splashguards shall be constructed of either aluminum or copper. All gutters must be maintained in a neat and attractive condition similar to that of when they were first installed.
 - a. Gutters. All gutters shall be seamless, between 6” and 7” wide, and constructed of aluminum or copper. The color of all aluminum gutters shall match the color of any preexisting gutters installed by the builder, or if no gutters were installed by the builder, the fascia or they may be white.
 - b. Splash Guards. All splash guards shall match the color of the gutters.
 - c. Gutter Guards. All gutter guards shall match either the color of the shingles or the gutters.
 - d. Downspouts. All downspouts shall be seamless (*unless a break or angle in the downspout is required*) and constructed of aluminum or copper. The preferred dimensions for all downspouts is 3”x 4”. The color of all aluminum downspouts shall match the color of any preexisting downspouts installed by the builder, or if no downspouts were installed by the builder, of the surface to which they are affixed or the surface to which they are adjacent (*color of dwelling unit or exterior trim*) or they may be white. Homes with copper gutters shall have copper downspouts. Owner should make every effort to prevent downspouts from being installed on the front of the dwelling unit. The preferred location for downspouts shall be the sides and / or back of the dwelling unit. However, the ARC understands that this is not always feasible and will approve downspouts on the front of the home based on the recommendation from the gutter installation company.
 - e. Splash Blocks. All splash blocks should be placed or screened in such a way as to not be visible from the road and should blend in with the landscaping or color of dwelling unit.
14. Height of Building. The height of the roof-line of any addition to an existing home shall not be higher than the original roof-line.
15. Hurricane Protective Systems (Hurricane Shutters). Hurricane Shutters shall be used as a protection system only in the event of an oncoming storm and are not to be confused with decorative shutters. The system may not deviate from the aesthetic look of the homes. The system may not be implemented earlier than seventy-two (72) hours prior to a storm’s arrival and must be removed and stored no later than seventy-two (72) hours after a storm. Manufacturers’ catalog(s) and the selected design as applicable shall be attached when applying through the Reviewing Body.

16. Lot Drainage/Roof Drainage. As provided for in the Declaration, no person shall alter the drainage flow of the Surface Water or Storm Water Management System, including buffer areas or swales, without prior written approval of the St. Johns River Water Management District and the Reviewing Body. All new or altered roofs shall drain to the ground solely within the deeded Lot area. No roof shall drain directly onto a neighboring property. Roof gutter downspouts shall be directed to splash blocks or other impervious surfaces, plastic flexible drain tubes, or to undersurface drainage lines within landscaping.
17. Pergolas/Gazebos. Pergolas and gazebos are not permitted in front or side yards. The placement of pergola or gazebo structures shall be at least twenty (20) feet from any neighbors Lot line, may not obstruct a neighboring Lot's view of a natural landscape features including, but not limited to, a pond or common green space, and may only be placed in the rear yard. Application for size, materials, and placement shall be submitted to and approved by the Reviewing Body prior to installation.
18. Plantings. Landscaping in and next to the front entry, porch, or driveway areas shall be subject to approval by the Reviewing Body. If approved, the plantings must be maintained to present a neat appearance with no overgrowth onto roofs. Plantings may be suspended or placed on pedestals or placed in decorative containers with applicable irrigation devices only after application to, and written approval by, the Reviewing Body. When decorative and plant items that were previously approved are to be changed to similar items and are in compliance with the Design Guidelines, re-application is not required.
19. Setback Lines. Setback lines for Old Still are usually defined by the Developer and recorded on the applicable Lot plat or stated in the applicable Declaration for the purpose of protecting against overbuilding a property site and imposing improperly on neighboring properties. All additions to homes shall be built within the established setback lines for Old Still, regardless of more lenient requirements of any local Governmental Authority. The minimum setbacks are set forth in part in **Exhibit A**. If a Lot has more stringent setbacks than those in **Exhibit A**, more stringent setbacks shall apply.
20. Shade Devices. Man-made screens and shade devices must appear as an integral part of the building elevation and shall be made of materials that complement the home. Awnings or any other shading devices shall only be applicable to windows and doorways and not ancillary equipment. Such devices shall be in harmony as to size, style, and color with the house and application to shaded opening. Fabric awnings or similar shading devices may be permitted on the rear of the home when the color, which must be solid, is muted and consistent with the color of the home, roof, shutters and community-wide standards and only upon approval by the Reviewing Body. The color of the exterior shading devices shall complement the home. Awnings or such other devices shall have a retractable feature, either mechanical or manual, for storage in inclement weather. Fixed awnings are not permitted. Shading devices shall not extend over ten (10) feet. In the event cleanliness or repair becomes a factor, the Owner will be given seventy-two (72) hours to correct the problem. If conditions persist, the Reviewing Body will seek corrective action from the Association for the removal or restoration of the awning or shading device.
21. Shutters and Window Boxes. Upon approval by the Reviewing Body, shutters and/or window boxes may be installed. Shutter design and color and window box design and color shall be complimentary to the home design and overall aesthetic of Old Still.
22. Slope of Roof. No alterations or improvements shall be made which provide a roof slope of not less than three (3) feet vertical to twelve (12) feet horizontal. All screened areas shall have roof designs with a minimum pitch of three (3) feet vertical over a twelve (12) foot horizontal. Pitches can be broken to match the existing house roof, but no screened roof design shall appear as a flat pitched surface from any external elevation. Current dwelling designs will be considered.

23. Wall Height. All room additions and enclosures shall have a minimum interior wall height from finished floor to the lowest ceiling of the existing structure. Exterior doors shall open to a level structural landing if the step down to resulting grade exceeds eight (8) inches.
24. Water Features. The maximum depth of a water feature (i.e., Koi pond) is two (2) feet.
25. Yard Furniture. Furniture and patio umbrellas are not permitted in front yards, including courtyards. Yard furniture (e.g., lawn chairs, lounges, gliders, tables, and umbrellas) in rear yards shall be placed no closer than twenty (20) feet to the nearest property line and must be placed on hardscape material adjacent to the house.

SECTION IV- LANDSCAPE AND HARDSCAPE GUIDELINES

- A. **Landscaping**. The Old Still Homeowners Association (“Association”) shall be responsible for maintaining, repairing, and replacing all landscape and irrigation improvements originally installed by the Developer on the Lots as provided in the Declaration. The Association shall also perform such additional maintenance as may be required under any supplemental declaration. Any additional landscaping approved by the Review Body and added by an Owner will be included in the weekly maintenance schedule and will be the responsibility of the Association unless otherwise noted in the Approved ARC application. However, because the landscaping and irrigation maintenance will be handled by the Association, modifications and increases in to the percentage of sod coverage, planting bed sizes, flowers, shrubs, hedges, and trees may not be approved by the Reviewing Body due to the accompanying cost of the landscape maintenance that will be required by such modifications and increases. Any Owner who installs a fence must include at a minimum a forty-eight (48) inch gate to allow access. If access is restricted, lawn and irrigation maintenance will not be provided inside the enclosed area.
- B. **Landscaping for Lots**. Landscaping must be consistent with the following minimum requirements:
 1. Commonly Used Plant Material. Refer to **Exhibit C** for a list and description of recommended plant materials. Yards shall be completely sodded with St. Augustine. Lake lots must be completely sodded to the property line. Use of artificial flowers or trees anywhere outside the roofed area of the house is prohibited. Use of annual plants in planting beds is acceptable upon approval by the Reviewing Body.
 2. Irrigation Systems. All developed home sites and landscaped plantings shall be maintained by a fully automatic underground watering system which shall be controlled and adjusted by a licensed and certified landscape maintenance vendor under contract with the Association only. No resident will be permitted to adjust, modify, or tamper with their irrigation system without first applying for, and receiving written approval by, the Reviewing Body. When using sprinklers, care should be taken to avoid over spray on patios, sidewalks, streets, and driveways (“**Hardscape**”), structures, windows, and adjacent properties.
 3. Landscape and Lawn Maintenance. Maintenance of the lawn shall include planting, sodding, and maintaining of the landscaping, shrubbery, lawn, mowing lawns, fertilization, weed and lawn pest control, weeding of landscape areas, keeping installed irrigation system functioning, and all related and/or affiliated activities as determined by the Association in its reasonable discretion.
 4. Planting Beds. The planting beds that were provided by the Developer (or previously approved via the modifications process) may be planted, upon approval by the Reviewing Body, with any plants from the list of the commonly used plants found in **Exhibit C**. Any plants other than those listed in **Exhibit C** will need to be approved by the Reviewing Body and then added to the list before an Owner may have them install in any planting beds.

5. Swales. Plants, flowers, shrubs, and trees shall not be planted in the swale so as to obstruct storm drainage along the side yards of the Lot.

C. General Landscaping Criteria. Basic planting requirements should, at a minimum, address the following areas:

1. Approvals. The Reviewing Body may reject any proposed plant it considers inappropriate.
2. Permitted Ground Cover. The ground surfaces of all Lots except that occupied by hardscape or structures shall be covered with a combination of landscaping, sodded grass lawn, planted ground cover, and approved mulch materials as listed in **Exhibit B**. The percentage of sodded grass lawn area installed in the original landscape plan for each lot shall remain the same unless otherwise approved by the Reviewing Body. If a living ground cover is proposed in place of the sodded lawn, approval shall be secured from the Reviewing Body prior to the commencement of work. For the purpose of this Architectural Criteria, topsoil or decomposed granite shall not be considered inert material. No artificially colored or painted rock shall be permitted. Ground cover or inert material shall not be used to spell out names, nicknames, names of states, city athletic teams, slogans, states, emblems, geometric patterns, or any other communication. In order to prevent soil erosion and to maintain positive drainage, the original grades of the Lot shall be maintained during landscape and sod installation. For this reason, a minimum sod buffer equal to that of the original sod installation on the front curb and rear property line must be maintained as a drainage area. Lagoon top of slope and banks are included in the sod buffer. The Lot Owner shall hold harmless the Developer, the Association, and the Association's management company for any property damage, including damage to the house, caused by an alteration of the grades or changes in the drainage patterns in connection with the design, installation, or maintenance of Owner's landscaping done by Owner or hired landscape contractor.
3. Dead or Diseased Plantings. Dead or terminally diseased plantings will be removed by the Association and all material resulting from removal of the diseased plantings will be disposed of properly. All material resulting from the tree removal must be disposed of properly. Removed trees shall may be replaced by the Association with any tree that the Association determines to be appropriate.
4. Natural Vegetation. Natural vegetation shall be maintained to its appearance at the time Owner takes possession of the home.
5. Restrictions on Paved Cover. Walkways may be expanded to a maximum of forty-eight (48) inches wide including any decorative trim or edging upon approval by the Reviewing Body. Other changes to walkways/driveways are limited to approved colors, patterns, texture, coatings and materials.

D. Landscape Accessories. Landscape accessories are considered any items placed in the Lot that have not already previously been discussed in this Architectural Criteria. All landscape accessories require approval from the Reviewing Body. Placement and style of all landscape accessories shall be subject to approval on an individual basis consistent with the overall aesthetic scheme of Old Still. No more than two (2) landscape accessories shall be approved on any Lot. No landscape accessory mounted on entryway columns or walls shall be in excess of eighteen (18) inches in height. Properties facing streets on two or more sides shall use landscaping to screen accessories. Applicants shall provide landscape plans that incorporate accessories to show how they are shrouded from the adjacent property owner's view.

1. Arbors. Arbor construction and installation shall be applied for and approved through the Reviewing Body and are considered a landscape accessory. The placement of arbor structures shall be at least twenty (20) feet from any neighbor's Lot line and only in the rear yard. The maximum size of any arbor shall not exceed the height of eight (8) feet, the width of three (3) feet, and the depth of two (2) feet with the wider dimension

parallel to the rear Lot line. The arbor shall have approved vegetation, which will be required on the finished product. Application for size, materials, and placement shall be submitted and approved for prior to installation by the Reviewing Body. Vegetation shall be maintained to present a neat appearance with no overgrowth onto roofs or walkways.

2. **Bird Houses/Feeders.** Bat houses, butterfly houses, bird houses, and bird feeders shall be subject to review by the Reviewing Body, shall be designed and placed to be in harmony with the surrounding environment, and shall only be placed in the rear yard. Houses and feeders other than Martin houses shall not exceed six (6) feet above ground level. Martin houses shall not exceed two (2) levels and shall not exceed twenty (20) feet above ground level. No house or feeder shall constitute a hazard to neighboring properties or be a haven for pest animals.
3. **Fountains.** Fountains shall be limited in height to four (4) feet six (6) inches above the natural grade of the Lot. Any fountain shall be of natural material, color, and design, each of which is compatible with the overall architectural theme of Old Still. Fountains shall be permitted in the front yard and rear yard of all residential homes. No more than one fountain shall be permitted in each yard. Fountains shall be subject to review by the Reviewing Body for style and placement.
4. **Ground Mounted Landscape Accessories.** Ground mounted landscape accessories may not be in excess of three (3) feet in height. Examples include, but are not limited to, low ground flags, statues, sculptures, bird baths, plant stands, potted plants, lawn ornaments, lighthouses, and other miniature structures.
5. **Holiday Decorative Accessories.** Temporary statues, artifacts, and other holiday decorative landscaping accessories are allowed within a reasonable period prior to, during, and after a holiday season; provided that all such items shall be removed fourteen (14) days after the holiday.
6. **Trellises.** Trellis construction and installation shall be applied for and approved through the Reviewing Body and are considered a landscape accessory. The placement trellises shall be in a planting bed and only in the rear or side yard. The maximum size of any trellis shall not exceed the height of eight (8) feet, the width of three (3) feet, and the depth of six (6) inches with the wider dimension parallel to the side or rear Lot line. The placement of a trellis in a side yard planting shall not be more than two (2) feet from the wall of the house. The trellis shall have approved vegetation, which will be required on the finished product. Application for size, materials, and placement shall be submitted and approved for prior to installation by the Reviewing Body. Vegetation shall be maintained to present a neat appearance with no overgrowth onto roofs or walkways.

E. Plastic Sheeting. The use of solid plastic sheeting or polyethylene over ground cover areas will not be permitted. If landscape fabric is used, it must allow the free flow of water, air, and gases to and from the soil. Weed control fabrics may only be used with prior approval of the Reviewing Body. All weed control fabrics must be kept thoroughly covered with a three (3) to four (4) inch layer of approved mulch material.

F. Fencing.

1. **Decorative Fences.** Decorative fences are not permitted.
2. **Fence Guidelines.** No fence shall be constructed on any Lot without prior written approval of the Reviewing Body. No fencing shall be installed on any right-of-way or easement nor shall any fencing block access to any right-of-way or easement without prior written approval from the Reviewing Body. Only black picket aluminum as shown on **Exhibit D** will be approved by the Reviewing Body and the style of fence allowed on each lot shall be determined by the location of the applicant's Lot as shown on **Exhibit E**. Wood and chain link (or chicken wire or similar) fencing is not permitted. All fences shall be repainted

or replaced when necessary to maintain original appearance. Gates shall be the same material and height as the fence and a minimum of forty-eight (48) inches in width.

All fencing for lots that back up to conservation areas, common green space as shown on **Exhibit E** shall be built upon the property line along the interior rear and interior side yards and shall not extend forward along the side lot lines more than one-third (1/3) the length of the home being measured from the left and right rear corners of the constructed dwelling unit as shown on **Exhibit F**.

All approved fencing for lots that border on a lake as shown on **Exhibit E** shall be built upon the top of the pond bank along the interior rear of the yard and along the property line along the interior side yard. Fencing shall not extend forward along the side lot lines more than one-third (1/3) the length of the home being measured from the left and right rear corners of the constructed dwelling unit as shown on **Exhibit F**.

Some Lots may be required to have landscaping installed on the outside of the fence and such landscaping shall be installed within thirty (30) days after the fence is completed. Fence installation is considered complete when the fence and gates have been installed and the owner has beneficial use of the fence. Landscaping must include three (3) to five (5) gallon size plants, as described in **Exhibit C**, planted at three (3) to four (4) foot intervals along the entire perimeter of the fence.

3. Perimeter Fences. All perimeter fences shall originate from the rear third of each side of the dwelling unit. Wetland, wooded, or preserve Lots in which the required distance from the rear property line, as stated in **Exhibit A**, is equivalent to the tree line do not require landscaping at the portion of the fence obscured by the tree line. If the tree line of a wetland, wooded, or preserve Lot is closer to the property line than the required rear property line distance, the rear portion of the fence may be extended to the tree line as long as the fence does not encroach on an easement. Landscaping is not required on the portion of the fence obscured by the tree line.

G. Privacy Hedging/Plantings. Plantings used for screening or landscaping along property lines shall require prior approval by the Reviewing Body and shall be located or designed to not interfere with swale drainage. No plant or other landscaping may be located on an easement. THE MAXIMUM HEIGHT FOR PROPERTY LINE PLANTINGS SHALL BE five (5) feet six (6) inches. These will be part of the weekly landscape maintenance schedule. Privacy screening may not extend five (5) feet further than the structure of the home.

H. Ancillary Equipment.

1. Antennas, Aerials, and Satellite Dishes. No antenna, aerial, satellite dish, or other device for the transmission or reception of television, or radio (including amateur or ham radios) signals of any kind will be allowed outside the dwelling unit, except those antennas whose installation and use is protected under Federal Law or regulations (generally, certain antennas under one meter in diameter) provided that an application for such an antenna or other device shall be submitted to the Reviewing Body and such application will only be approved if:
 - a. The antenna or other device is designed to assure the minimal visual intrusion possible (i.e., is located in a manner that minimizes visibility from the street and preserves the community wide standard); and,
 - b. The antenna or other device complies with the maximum extent feasible with this Architectural Criteria within the confines of applicable Federal regulations, i.e., without precluding reception of

a quality signal, or unreasonably increasing the cost of the antenna or device. The applicant shall provide reception readings taken by the installer or self for potential locations, which make the antennae least visible. The following are preferred locations:

- Rear of the house, below the ridgeline.
 - Rear of the house, attached to the roof or the fascia.
 - Side of the house, toward the rear, attached to the roof or fascia.
 - Side of the house, toward the rear, attached below the eave.
 - Ground mounted, rear yard, painted and screened with shrubs.
 - Ground mounted, side yard, toward the rear yard, painted and screened with shrubs.
2. Exterior Appliances. Installation of exterior water softeners, water filters, trash or compost containers/piles, gardening storage areas and any hardscape enclosed areas (other than pool/spa and filter equipment described in Paragraph 4.13) are permitted upon approval from the Reviewing Body and with adequate screening.
 3. Exterior Sound Emitting Devices. Any exterior sound emitting devices (speakers, sound players, insect/animal repellant/chasers, chimes, etc.) shall not create an audible nuisance to the neighbors.
 4. Interior Water Treatment. All interior water treatment systems shall be connected to the sewage system.
 5. Mechanical Equipment. Mechanical equipment or other service areas such as utility boxes shall be screened and allow for access to equipment for servicing.
 6. Roof Top Decorations. Roof top decorations, cupolas and application of non-functional articles other than lighting, ventilating, solar panels, and antennas mentioned above are prohibited. Any changes to the rooftop design must be submitted in detail with the application to the Reviewing Body.
 7. Trash Containers. No Lot shall be used or maintained by an Owner as a dumping ground for rubbish, trash, or other waste. All trash, garbage, and recyclables shall be stored in covered containers, which shall be kept in the garage, except when they are being made available for collection, and shall be subject to any restrictions in the Declaration or Rules and Regulations promulgated pursuant to the Declaration. No outside burning of trash or garbage shall be permitted.
 8. Window and Roof Mounted Equipment. Window and roof mounted equipment (including mechanical, air conditioning) shall not be allowed. Supplemental heating and cooling equipment may be installed in walls, and attic ventilation devices and solar panels may be installed on the roof with approval of the Reviewing Body. A sound barrier may be required for added equipment.

I. Signage.

1. General Limitations. Posting of Signs of any kind shall not be displayed on a Lot, house (inside or outside), vehicle, or common area except for those required by law. However, upon written approval from the Reviewing Body, an Owner may display one (1) "For Sale" sign in the front yard, either to the left or right side of the driveway, that adheres to the style and dimensions set forth in **Exhibit G**. Any such sign shall be removed within five (5) days from the date a binding agreement is entered into for the sale of the property or immediately upon the removal of the property from the market, whichever occurs first.
2. No Soliciting Signs. Residents shall be permitted to post "no soliciting" signs near or on the front door, or in the front yard near the entrance to a courtyard. Such "no soliciting" signs shall be professionally prepared (no hand lettering) and shall not exceed 1 foot in height above grade if placed in the ground. Any such sign shall not exceed a size of thirty-six (36) square inches (i.e., three (3) inches by twelve (12) inches) whether placed in the ground, on the front door or in a window near the front door.

3. **Security System Signs.** Residents shall be permitted to post a sign from a security/alarm company providing services to such Resident or the home. One single-sided small security/alarm sign may be placed in the front yard where it is visible to persons approaching the house, and a sign may also be placed in the windows of the home. The sign shall be professionally prepared (no hand lettering) and shall not exceed two (2) feet in overall height from finished grade and/or seventy-two (72) square inches in size (i.e., eight (8) inches by nine (9) inches) if placed in the ground; or exceed sixteen (16) square inches in size (i.e., four (4) inches by four (4) inches) if placed in a window. The sign shall be located within the setback criteria set forth in **Exhibit A** for such homes.
4. **Exemption.** Notwithstanding the above, Developer and its authorized designees shall be allowed to install any sign(s) necessary for purposes connected with the development of Old Still and/or as may be described in the Declaration.

J. Other Prohibited Exterior Features. The following features shall be prohibited from use in Old Still:

- Clothes lines or clothes poles visible from the street or neighbors
- Outdoor electronic pest control devices (bug zappers)
- Window A/C units
- Above ground swimming pools
- Storage buildings, garages, or sheds
- Dog houses and other animal dwellings not identified in Section IV(D)(3) of this Architectural Criteria.
- Dog runs and other fencing or enclosures for pets
- Vegetable gardens on residential Lots
- In-ground basketball hoops. (Free standing portable basketball hoops are permitted, but must be folded down and stored in the garage when not in use).

Notwithstanding the above, Developer shall be allowed to install, or authorized its designees to install, any structure(s) necessary for purposes connected with the development of Old Still.

K. Lighting. The Owner is required to submit an application to the Reviewing Board for review for all exterior lighting modifications. No exterior lighting shall be permitted that constitutes a nuisance or hazard to any Owner or Resident.

1. **Fence/Building Mounted.** Exterior fence or building mounted light fixtures, including motion detector, spotlights and floodlights shall conform to the architecture of the house and shall be subject to approval of the Reviewing Body. Any enclosure of a light fixture shall be designed to conceal the lamp (bulb) and to direct the light downward.
2. **Holiday Lighting.** Holiday lighting and decorations will be permitted so long as the lights and decorations are unobtrusive, are installed only during the appropriate season, and are removed within fourteen (14) days after the holiday.
3. **Lampposts.** Lampposts (measured to the top of lighting fixture) shall not exceed eighty (80) inches in height, may have no more than two globes, and shall be subject to approval by the Reviewing Body. Globes shall not create a lighting nuisance to surrounding properties. A lamppost is not considered a landscape accessory.
4. **Landscape Requirements.** Junction boxes shall be placed below grade to minimize day-time visibility of the hardware.

5. Landscape/Walkways. Illumination of landscaping (thirty-six (36) inches high or less), as well as for walks and driveways shall be accomplished with low wattage fixtures, ground mounted. Decorative low voltage/solar light fixtures for low-level landscape and path lighting are permitted. Fixtures shall be installed and maintained in a vertical position. A maximum quantity of twelve (12) low-voltage or solar lights may be installed in front yards. A maximum quantity of twelve (12) low-voltage or solar lights may be installed in rear and side yards (combined).
6. Large Bushes/Trees. Illumination of large bushes and trees is subject to the Reviewing Body's approval and shall be accomplished with standard or low voltage (flood or spot) light fixtures, ground mounted and aimed vertically upward.
7. Spotlights/Floodlights. Exterior spotlight and floodlight fixtures shall be either non motion or motion detector fixtures. Exterior spotlight and floodlight fixtures location(s), other than the original construction of the dwelling location(s), require approval of the Reviewing Body

L. Mailboxes. The Developer shall provide cluster mailboxes in a predetermined location. The color, size, appearance, and location of the mailboxes installed by Developer shall be preserved and shall not be altered, except that lettering with the name of the Owner may be affixed to the inside of the mailbox without obtaining approval from the Reviewing Body. Costs for replacement and/or maintenance of mailbox clusters shall be shared by the Owners. All mailbox replacements are subject to approval from the Reviewing Body.

M. Pools, Spas, and Water Features. Above-ground spas and hot tubs are permitted upon written approval by the Reviewing Body in the rear yard and only if surrounded by a screen enclosure or sun room. All screened structures must be constructed using dark bronze aluminum framing and black or charcoal screening. For approval of in-ground pool, in-ground spa, or water feature excavation, the Owner shall submit all plans to the Reviewing Body for approval prior to commencing excavation. In most cases, it may be necessary to obtain approval from the appropriate Governing Authority. It will be necessary for a licensed and insured contractor to evaluate feasibility and manage the installation of pools and spas. A fence or screen structure shall be constructed around in-ground pools and in-ground spas in accordance with the provisions of these Guidelines. Pool/spa mechanical equipment shall be positioned adjacent to the house and obscured from view with shrubs or other landscape features. The excavation site shall be well maintained for safety purposes. Attention shall be given to the grading and drainage to prevent erosion.

N. Outdoor Kitchens. Outdoor kitchens and built-in barbeques shall be subject to written approval by the Reviewing Body and upon approval may be placed in the rear yard only, adjacent to the house or patio and shall not extend laterally past the side wall of the house. The exterior surround shall match the color and finish of the house walls. Homeowners installing cooking equipment under a patio roof or inside a screen or glass enclosure should consider requirements for exhaust ventilation. Installation of roof mounted equipment is not permitted in accordance with Section IV(H)(8) of this Architectural Criteria.

SECTION V - REVIEWING BODY SUBCOMMITTEES

The Reviewing Body shall be the Developer until such time as they appoint another party. The Reviewing Body may, as it deems necessary, establish and abolish subcommittees of the Reviewing Body relating to the performance of specific duties to assist the Reviewing Body. Any authorized agent of the Reviewing Body, or of any Subcommittee established by the Reviewing Body, shall be authorized to perform the plan review and inspection

of Lots required pursuant to these Design Guidelines. The operations and procedures of a Reviewing Body Subcommittee shall be established by the Reviewing Body upon its formation. The Reviewing Body Chairman shall appoint all members of a Reviewing Body Subcommittee. At least one Reviewing Body member shall be a member of the Reviewing Body Subcommittee. That member shall act as Chairman of the subcommittee. Appointees to the Reviewing Body Subcommittee need not be architects, owners, lessees, or residents and do not need to possess any special qualifications of any type except such as the Reviewing Body may, in its discretion, require. The Chairman will have authority to dismiss or replace Subcommittee members.

SECTION VI - ENFORCEMENT OF GUIDELINES AND REVIEWING BODY ACTIONS

In the event of a violation of this Architectural Criteria or any decision of a Reviewing Body, the Developer or the Board may take any enforcement action authorized by the By-Laws or the Declaration. Any changes or amendments to the Architectural Criteria shall only apply to construction and modifications commenced after the date of such amendment. Changes shall not require modification or removal of structures previously approved once the approved construction has commenced. However, changes to, or replacement of, previously approved projects SHALL comply with the architectural criteria in effect at the time of the new modification application.

SECTION VII - AMENDMENTS TO ARCHITECTURAL CRITERIA

Developer may amend, modify, or supplement this Architectural Criteria at any time as long as it owns any portion of the Properties or has the right to annex additional property in accordance with the Declaration. Thereafter, the Reviewing Body, or if the Reviewing Body is not established, the Board of Directors shall have the authority to amend or change this Architectural Criteria. Any amendments, modification or supplements shall apply to construction and modification commenced after the date of such amendment only and shall not require modification or removal of Modification Activity previously approved once the approved construction or modification has commenced.

SECTION VIII - DEVELOPER IMPROVEMENTS.

As part of the planning and development of Old Still, Developer has prepared a development plan and provided certain architectural designs, color palettes, landscaping design packages, parks, park preserves (open space), streets, and model home packages. Market conditions, styles, marketing strategies, or other factors may cause Developer to change the type of models, size of homes, color palette of homes, landscaping styles or plant materials, construction methods or materials, or the landscaping on the common area.

EXHIBIT A: BUILDING SETBACKS

The building setbacks described below are applicable to Old Still and recognized by the Reviewing Body. Notwithstanding any other provision of law, all building setbacks shall meet these requirements, except for such buildings which are built by Developer pursuant to approvals obtained from Duval County, as applicable.

Front Yard: 20 feet minimum from face of garage
to back of sidewalk.

10 feet minimum from building face to
Back of right-of-way.

Side Yard: 5 feet minimum

Rear Yard: 10 feet minimum

EXHIBIT B: APPROVED INERT MATERIALS

Approved inert landscape materials shall include: bark, hardwood mulch, rock and/or stone of naturally pigmented color (i.e., as found in native form), rubber, and other materials as may be approved by the Reviewing Body from time to time. Pine straw may be approved for reasonable use in bedding, around shrubs and trees, and along the exterior walls of the dwelling. Pine straw is not acceptable as a sod substitute. Determination of whether a material is acceptable for inclusion in any specific situation shall be made by the Reviewing Body and shall be in writing.

Approved inert driveway, sidewalk, and porch paving, covering and coating materials shall include: concrete, brick, textured painting covering, natural pebble stone/epoxy coating, other previously installed surfaces, and other materials that may be found to be acceptable.

EXHIBIT C: COMMONLY USED PLANT MATERIALS

<u>Canopy Trees</u>	
Bald Cypress Elm Bluff Oak Laurel Oak Live Oak Shumard Oak Red Maple River Birch Slash Pine	Southern Magnolia Alta Bracken Brown Beauty Little Gem Southern Magnolias not located near the home D.D. Blanchard Main Street Sweetgum

<u>Palms</u>	
Pindo Queen – use knowing they are cold sensitive Sable	Sylvester Washingtonia

<u>Understory Trees</u>	
Bottle Brush Crape Myrtle Guava Tree Ligustrum Tree	Hollies Dahoon Eagleston Emily Bruner Festive Mary Nell Nellie Stevens Weeping Yaupon

<u>Accent Plants/Palms</u>	
Coontie Palm European Fan Palm Lady Palm Sago Palm Windmill Fan Palm	Camellia Sky Pencil Nandina Bird of Paradise


<u>Shrubs</u>	
Abelia Azalea – <i>Best in partial shade</i> Duc Da Rohan Azalea Formosa Dutches of Cypress Red Ruffle Dogwood G.G. Gerbing Little John Blue Pacific Juniper Drift Rose Dwarf Burfordii Holly Firecracker Florida Anise Green Pittosporum Guava Ilex Schilling Indian Hawthorn – <i>Where deer are not an issue</i>	Jack Frost Ligustrum Knock Out Rose Green Ligustrum Ligustrum Howardii Ligustrum Recurve Ligustrum Sinense Lorapetalum – Plum Parsonii Juniper Plumbago Thryallis Walters Viburnum Viburnum Odoratisimum Viburnum Suspensum

<u>Grasses</u>	
Adagio Muhly Paspalum	Pampas Spartina

<u>Ground Covers</u>	
African Iris Agapanthus Asiatic Jasmine Variegated Asiatic Jasmine Aztec Grass Beach Sunflower Bulbine	Bush Daisy Dwarf Mondo Grass Flax Lily Heather Lantana Liriope Perennial Peanut

EXHIBIT D: APPROVED FENCE MATERIAL AND SPECIFICATIONS

Black Aluminum Picket Fence



Sections: 72" from center of post to center post;

Pickets: 14 Pickets per section;
5/8" x 5/8" x 48"

Top Rail: 1" x 1" x 70"

Lower Rail: 1" x 1" x 70"

Gate Style: 55" from center of post to center of post;
14 Pickets; 5/8" x 5/8" x 48"

Posts: 2" x 2" x 70"

EXHIBIT E: APPROVED FENCE STYLE PER LOT



Black Aluminum Picket Fence Only

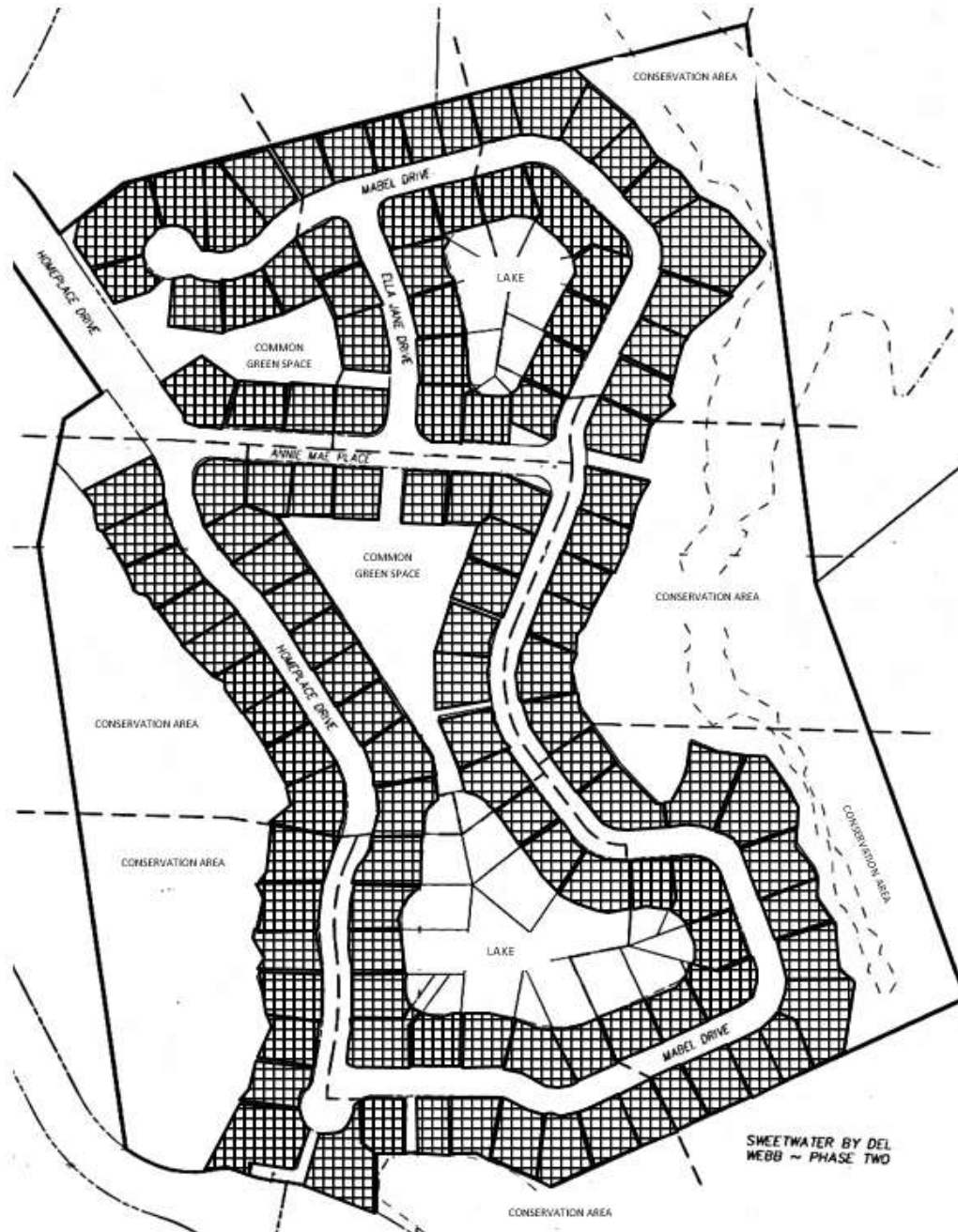
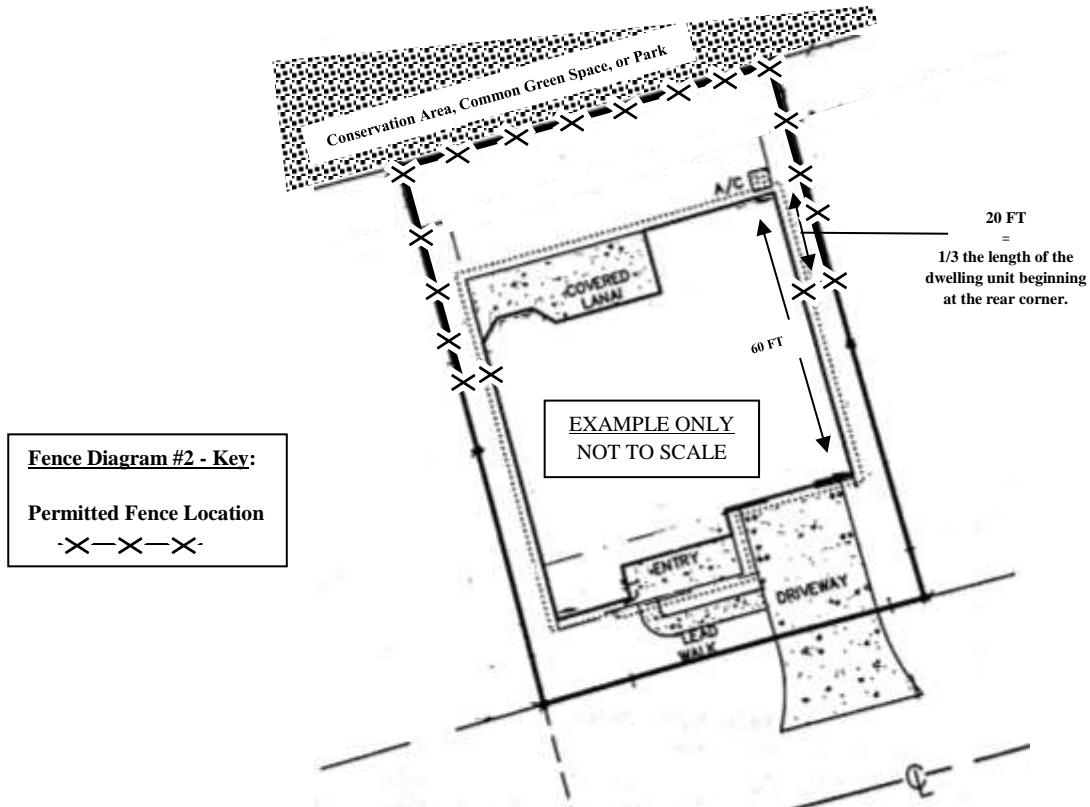
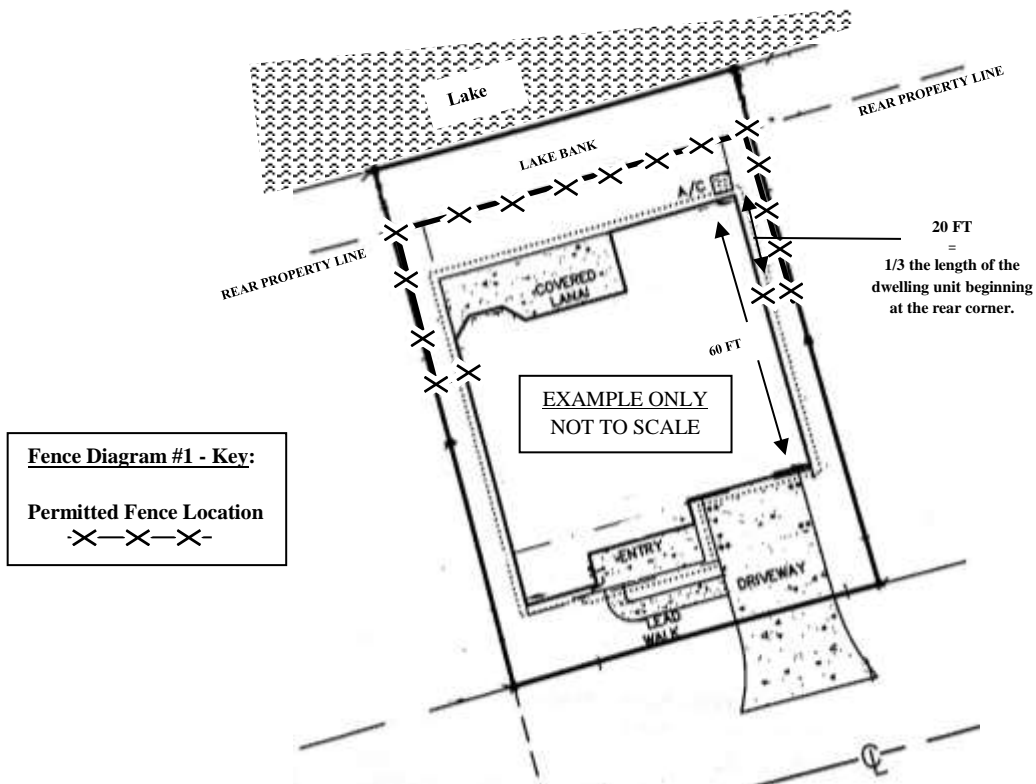


EXHIBIT F: APPROVED FENCE LOCATIONS



Whether Lots rear boundary borders upon a lake, conservation area, or green space will determine the location of your fence. See Fence Diagrams 1 & 2 above for further clarification.

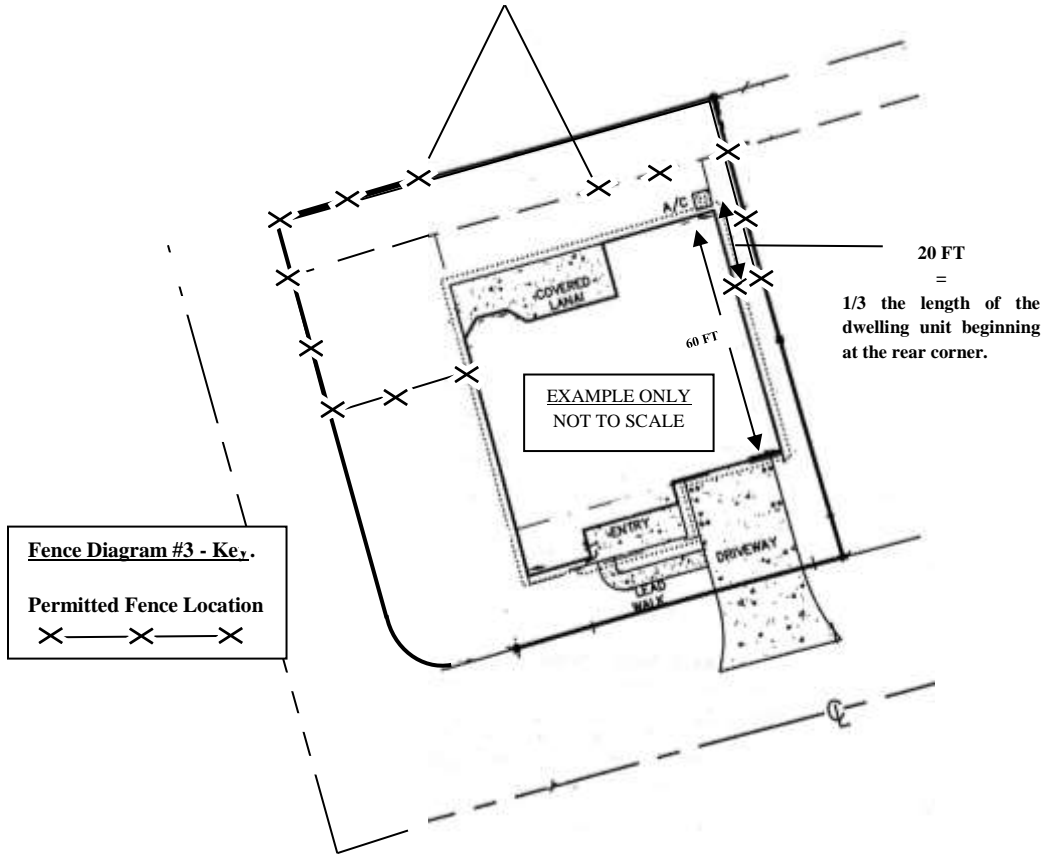
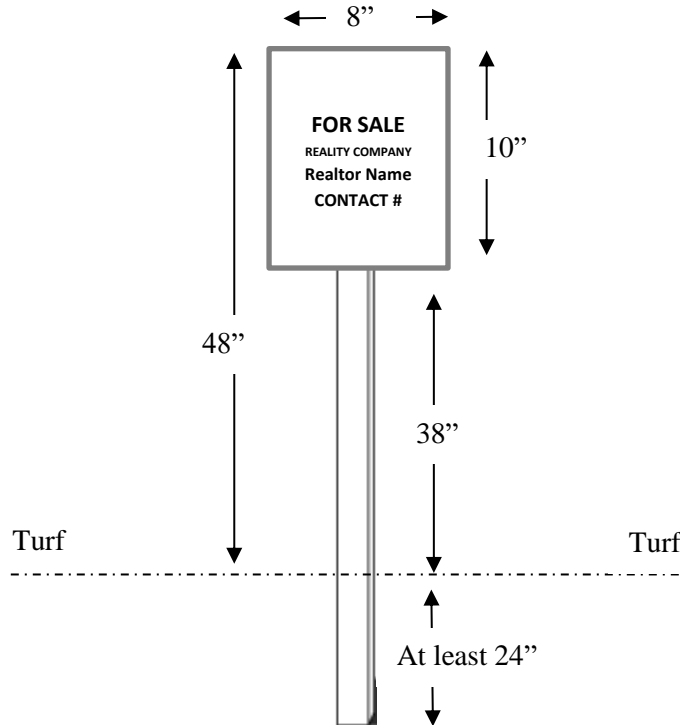


EXHIBIT G: "FOR SALE" SIGN STYLE AND DIMENSIONS



Sign: White PVC; 1/2" x 8" x 10"

Font: Black; Times New Roman

Post: Wood; Painted White – 4" x 4" x 72"-96"
(Post shall only stand 48" above the turf)