


THE
DRAGON'S REST
QUEST



BOOK 2

INTRODUCTION

This guide will list all the pieces needed for creating A spiral cavern dungeon as well as giving you enough pieces to start creating your own multi level maps.



If you have previously built the dungeon in [Book 1](#) you will already have the majority of the corridor sections as well as all of the rooms. If you haven't printed the full set of Book 1 yet you can refer to that when printing the rooms.

All of the pieces used in this build are available as part of [The Dragon's Rest Quest Patreon](#).

Make sure to join us on our [Discord](#) for any questions!

OVERVIEW

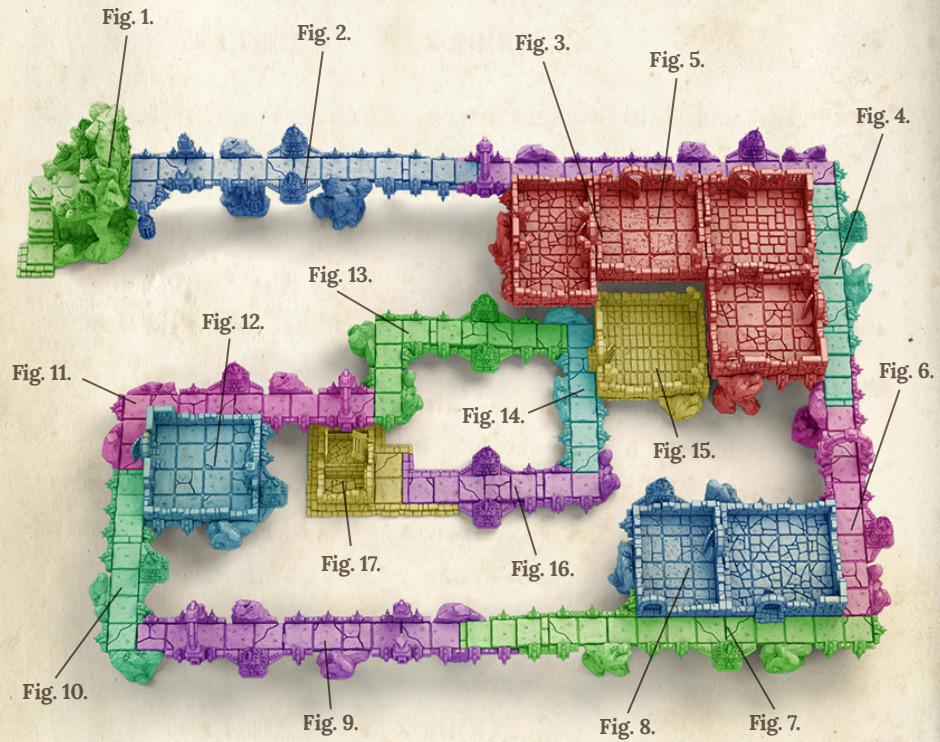
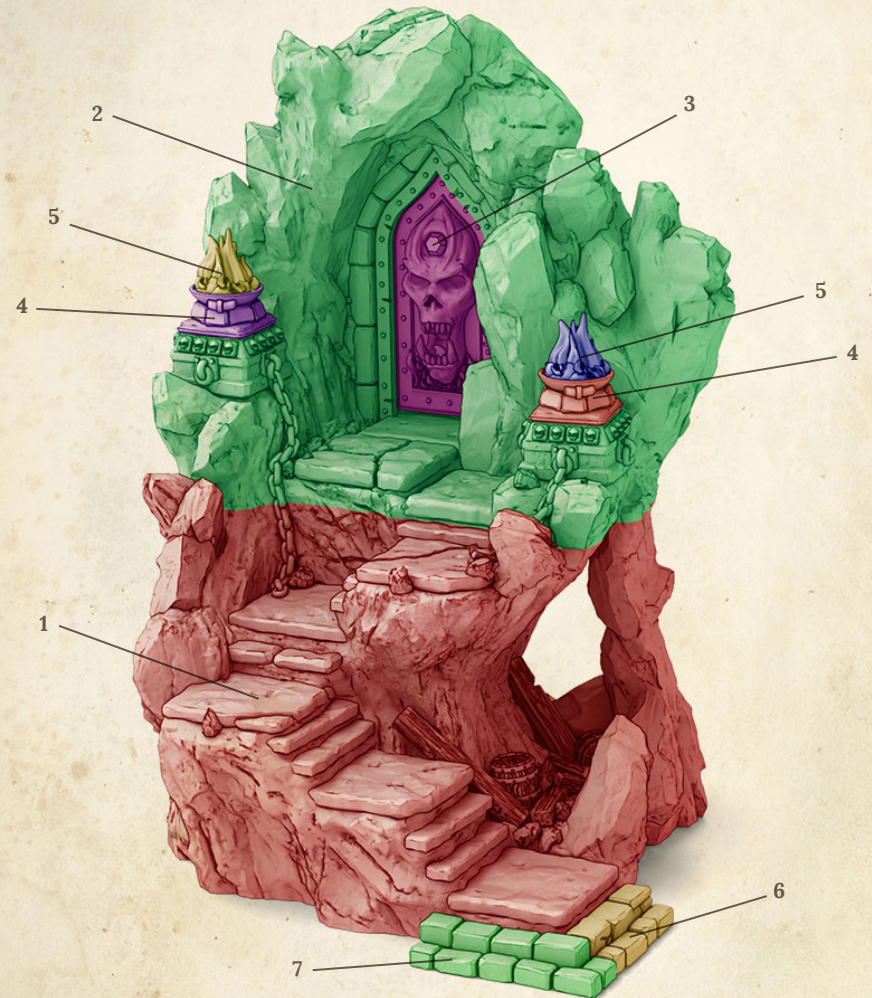


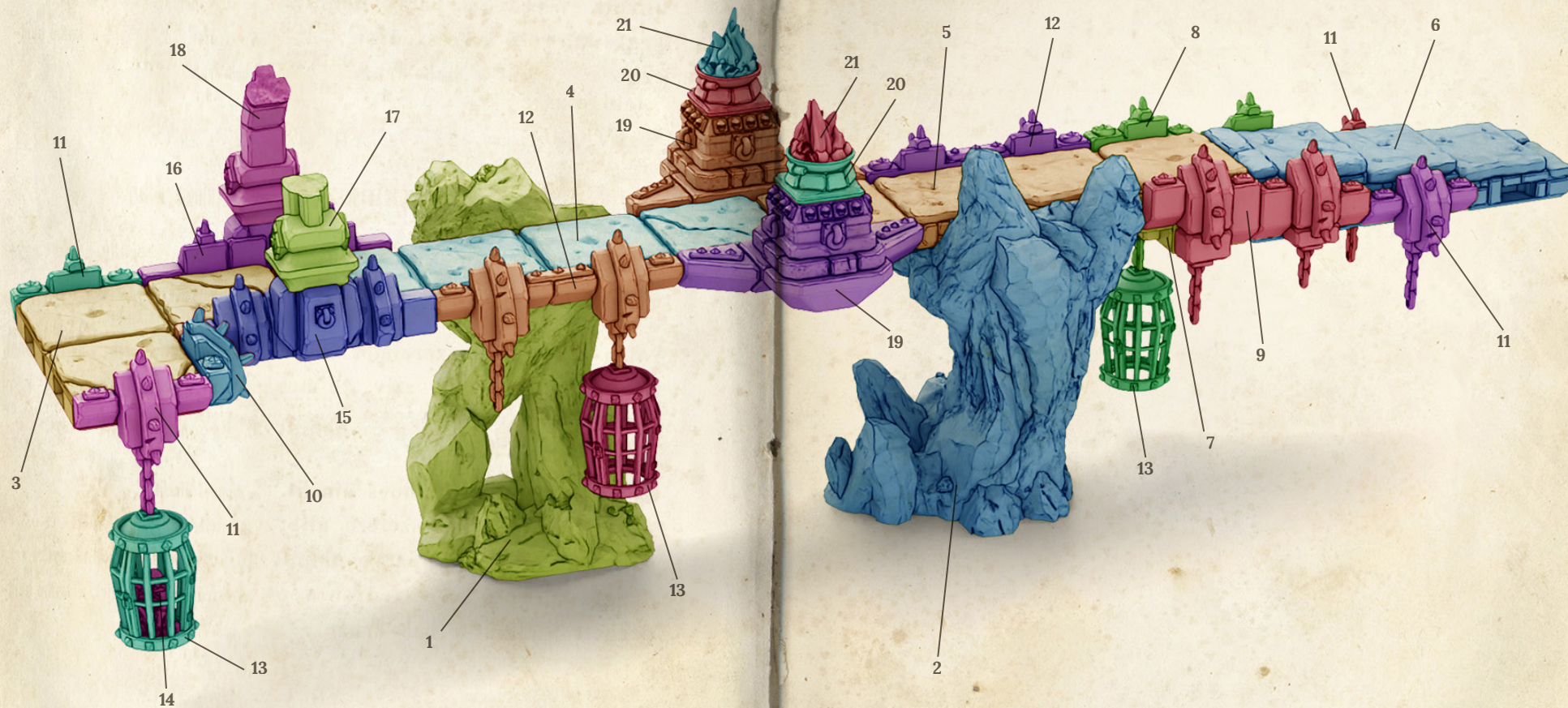
FIG. 1.



- 1. 1x - 012 CK Keep Iron Door Base
- 2. 1x - 012 CK Keep Iron Door Top
- 3. 1x - 012 CK Keep Iron Door Demon
- 4. 2x - 012 CK Iron Door Brazier

- 5. 2x - 012 CK Iron Door Brazier Flame
- 6. 1x - DUN Floor Edge Step 1x
- 7. 1x - DUN Floor Edge Step 1x Long

FIG. 2.



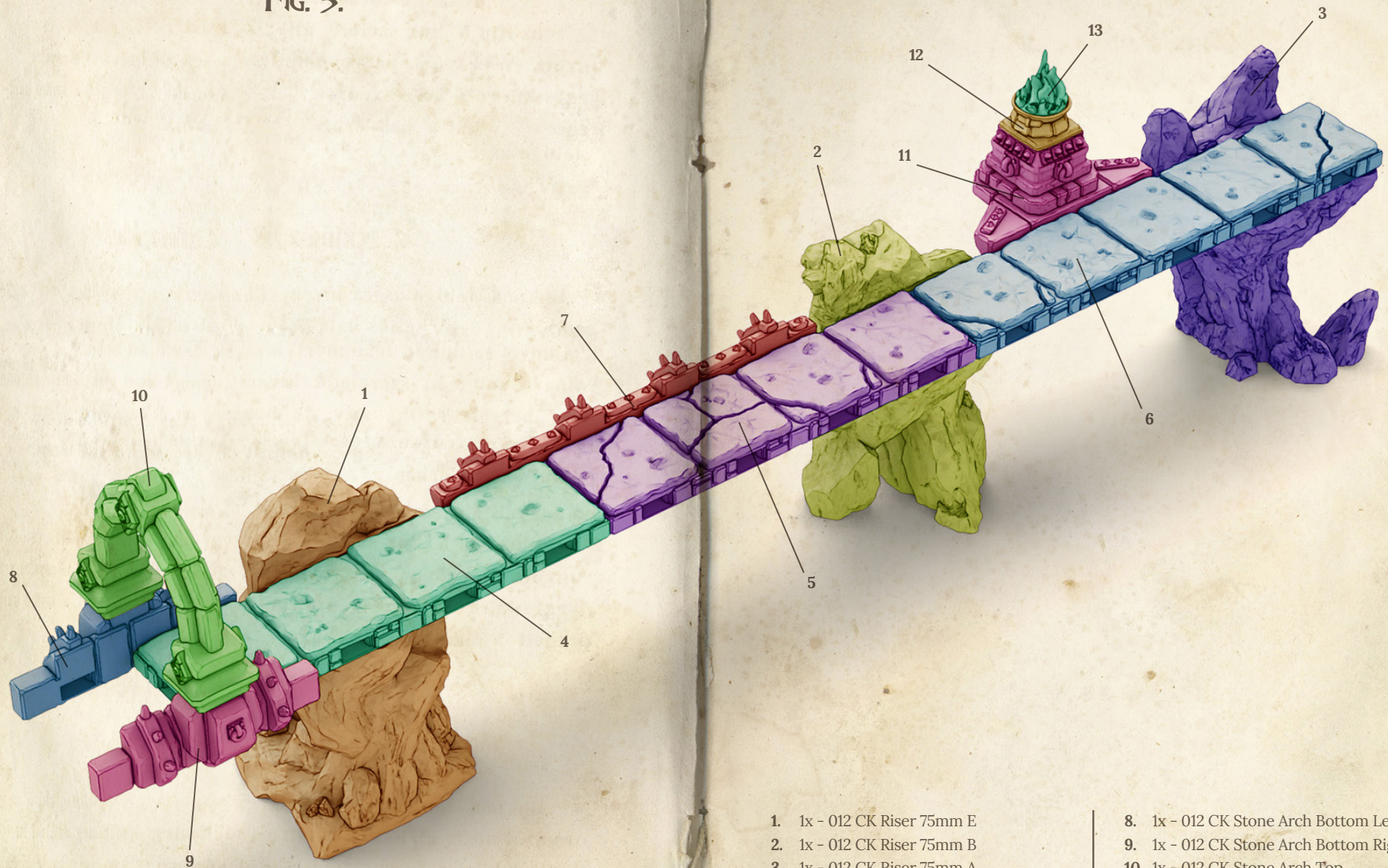
- 1. 1x - 012 CK Riser 90mm A
- 2. 1x - 012 CK Riser 90mm B
- 3. 1x - DUN Floor PB L 2x2 A
- 4. 1x - DUN Floor PB 1x4 A 21
- 5. 1x - DUN Floor PB 1x4 A 20
- 6. 1x - 012 CK Stairs 1x3

- 7. 1x - 012 CK Stairs 15mm Support
- 8. 1x - 012 CK Edge Steps Right Chains
- 9. 1x - 012 CK Edge Steps Left Chains
- 10. 1x - 012 CK Edge 1x Cnr Left
- 11. 4x - 012 CK Edge Chains Medium 1x
- 12. 2x - 012 CK Edge Chains 2x

- 13. 3x - 012 CK Edge Cage
- 14. 1x - GB Edge Cage Skeleton 01
- 15. 1x - 012 CK Stone Arch Bottom Left
- 16. 1x - 012 CK Stone Arch Bottom Right
- 17. 1x - 012 CK Stone Arch Top Damaged A

- 18. 1x - 012 CK Stone Arch Top Damaged B
- 19. 2x - 012 CK Edge Brazier Base
- 20. 2x - 012 CK Iron Door Brazier
- 21. 2x - 012 CK Iron Door Brazier Flame

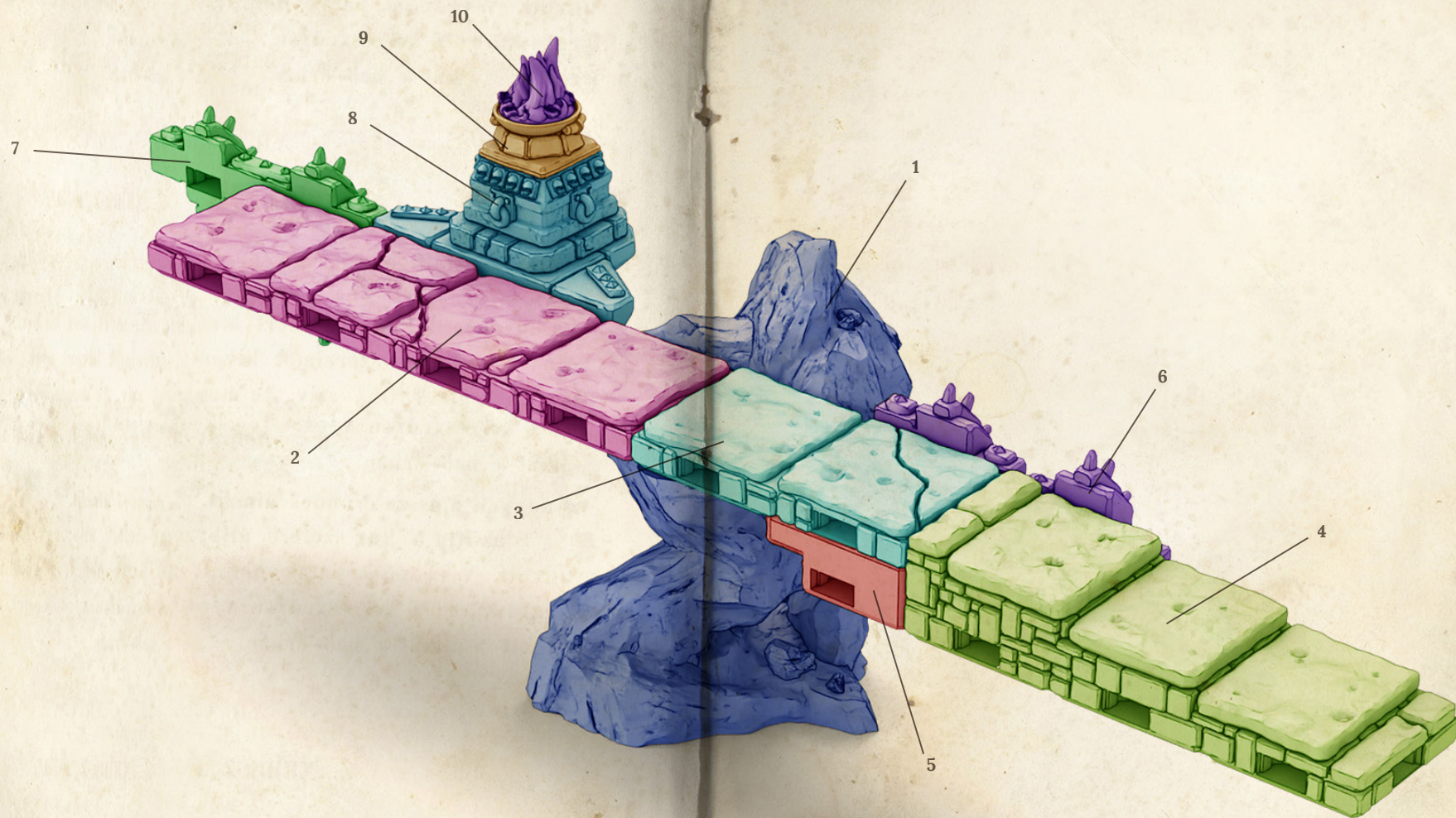
FIG. 3.



- 1. 1x - 012 CK Riser 75mm E
- 2. 1x - 012 CK Riser 75mm B
- 3. 1x - 012 CK Riser 75mm A
- 4. 1x - DUN Floor PB 1x4 A 20
- 5. 1x - DUN Floor PB 1x4 A 19
- 6. 1x - DUN Floor PB 1x5 A 07
- 7. 1x - 012 CK Edge Chains 4x

- 8. 1x - 012 CK Stone Arch Bottom Left
- 9. 1x - 012 CK Stone Arch Bottom Right
- 10. 1x - 012 CK Stone Arch Top
- 11. 1x - 012 CK Edge Brazier Base
- 12. 1x - 012 CK Iron Door Brazier
- 13. 1x - 012 CK Iron Door Brazier Flame

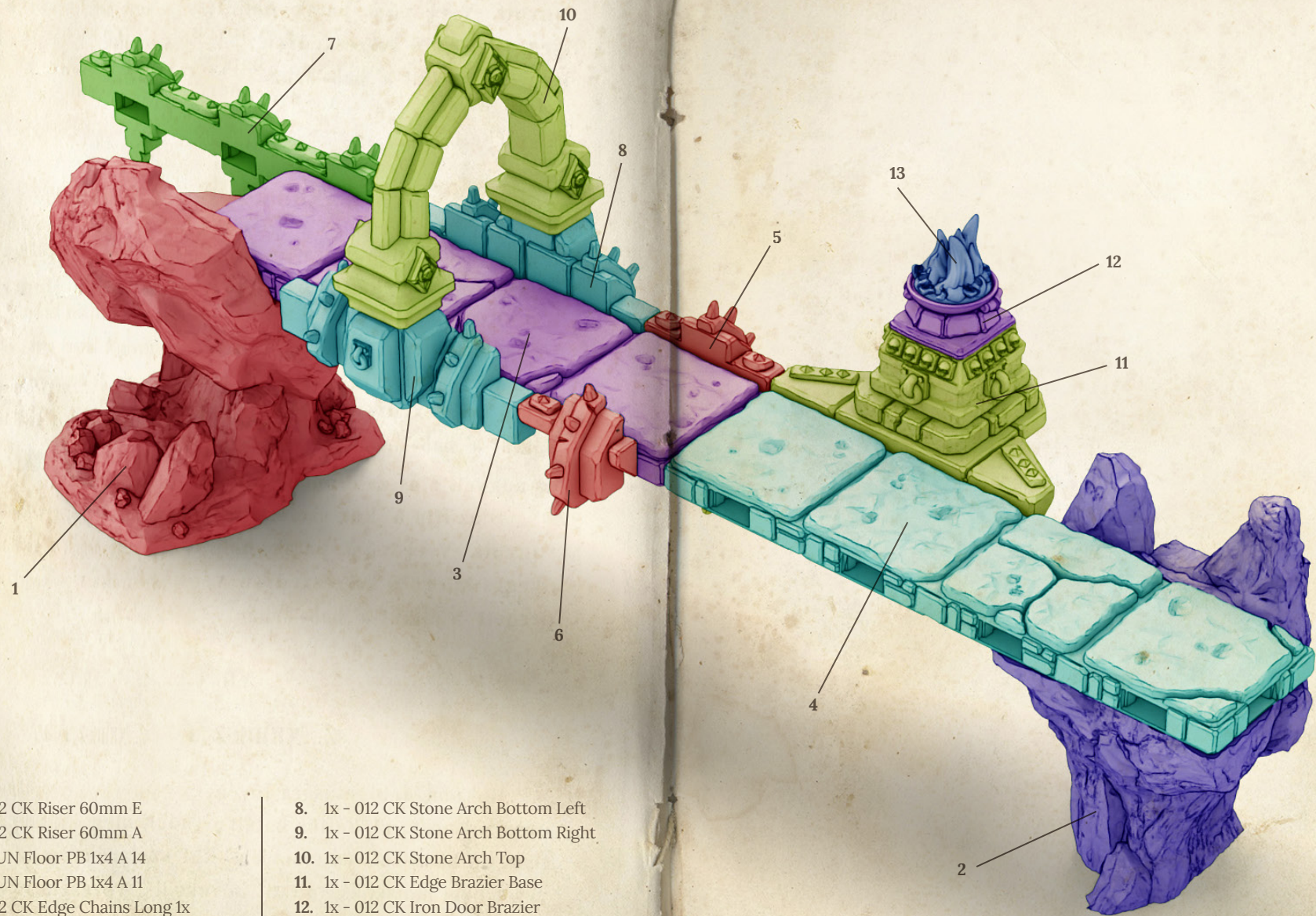
FIG. 4.



- 1. 1x - 012 CK Riser 75mm D
- 2. 1x - DUN Floor PB 1x4 A 22
- 3. 1x - DUN Floor PB 1x2 A
- 4. 1x - 012 CK Stairs 1x3
- 5. 1x - 012 CK Stairs 15mm Support
- 6. 1x - 012 CK Edge Steps Right Chains

- 7. 1x - 012 CK Edge Chains 2x
- 8. 1x - 012 CK Edge Brazier Base
- 9. 1x - 012 CK Iron Door Brazier
- 10. 1x - 012 CK Iron Door Brazier Flame

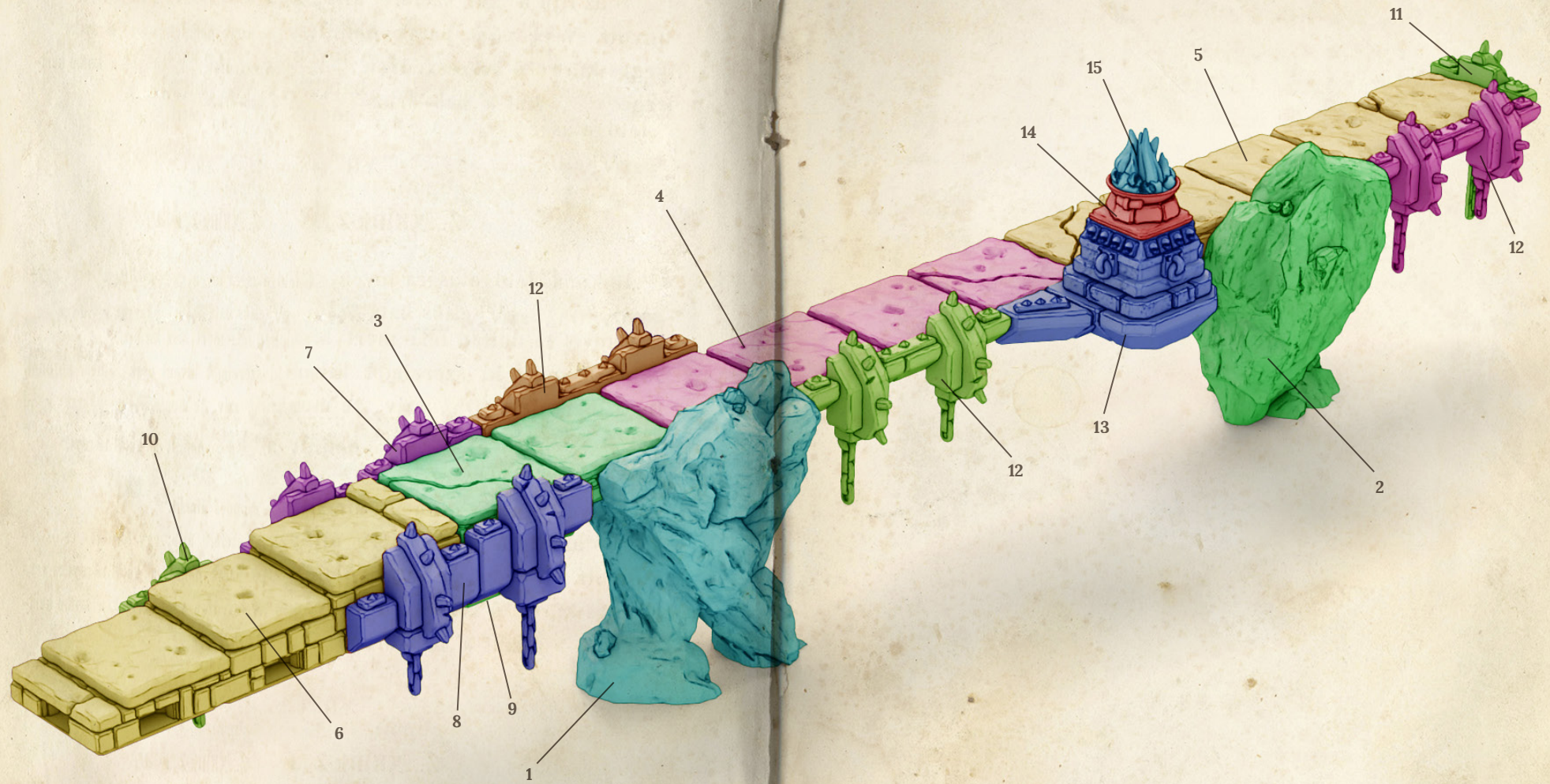
FIG. 6.



1. 1x - 012 CK Riser 60mm E
2. 1x - 012 CK Riser 60mm A
3. 1x - DUN Floor PB 1x4 A 14
4. 1x - DUN Floor PB 1x4 A 11
5. 1x - 012 CK Edge Chains Long 1x
6. 1x - 012 CK Edge 1x Cnr Left
7. 1x - 012 CK Edge Chains 3x

8. 1x - 012 CK Stone Arch Bottom Left
9. 1x - 012 CK Stone Arch Bottom Right
10. 1x - 012 CK Stone Arch Top
11. 1x - 012 CK Edge Brazier Base
12. 1x - 012 CK Iron Door Brazier
13. 1x - 012 CK Iron Door Brazier Flame

FIG. 7.




- 1. 1x - 012 CK Riser 60mm B
- 2. 1x - 012 CK Riser 60mm D
- 3. 1x - DUN Floor PB 1x2 A 01
- 4. 1x - DUN Floor PB 1x4 A 21

- 5. 1x - DUN Floor PB 1x5 A 07
- 6. 1x - 012 CK Stairs 1x3
- 7. 1x - 012 CK Edge Steps Left Chains
- 8. 1x - 012 CK Edge Steps Right Chains

- 9. 1x - 012 CK Stairs 15mm Support
- 10. 1x - 012 CK Edge Chains Medium 1x
- 11. 1x - 012 CK Edge Chains Long 1x
- 12. 3x - 012 CK Edge Chains 2x

- 13. 1x - 012 CK Edge Brazier Base
- 14. 1x - 012 CK Iron Door Brazier
- 15. 1x - 012 CK Iron Door Brazier Flame

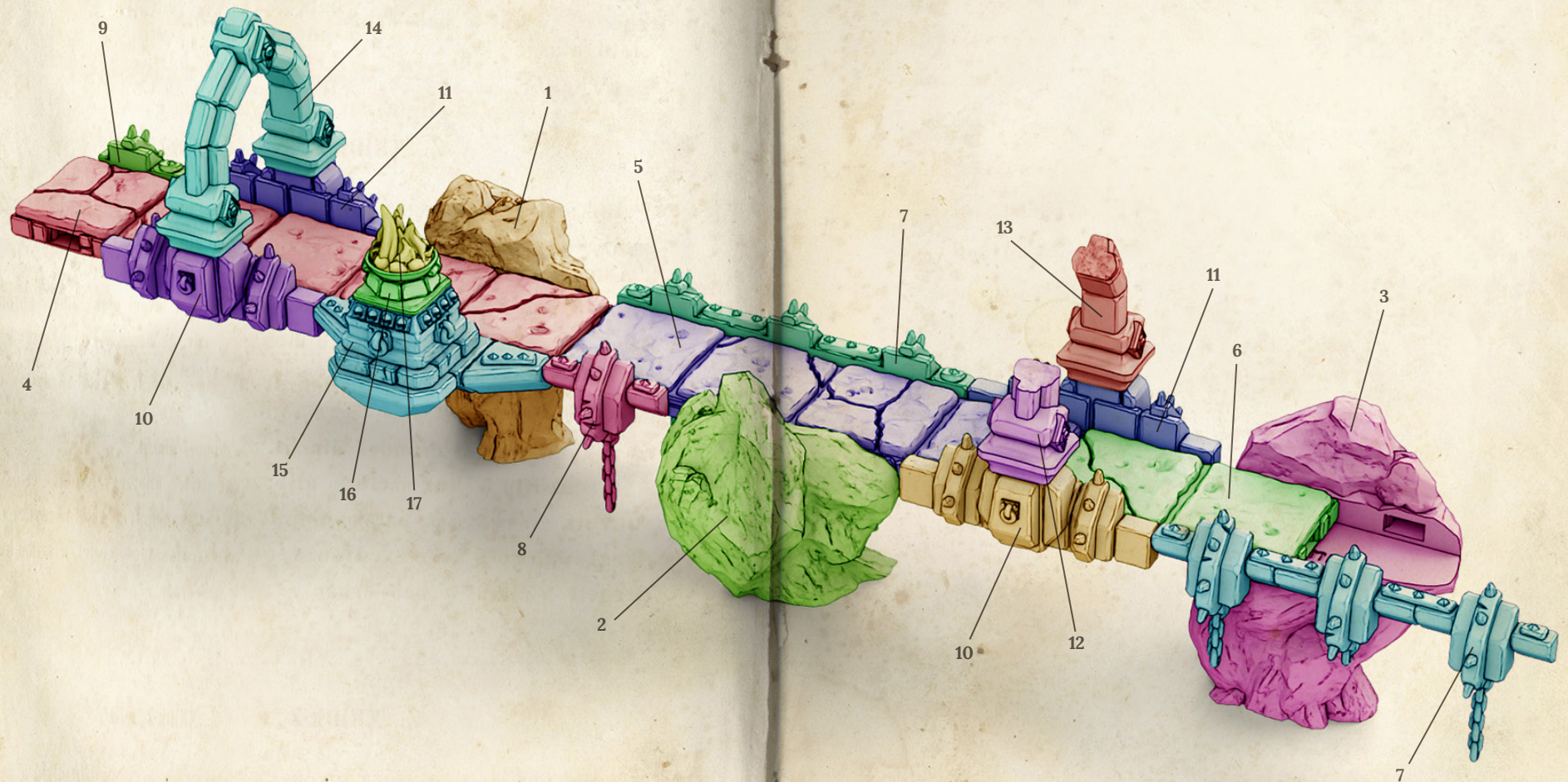
FIG. 8.



1. TDRQ HQ Build Guide Quarter 4 - 4
2. TDRQ HQ Build Guide Quarter 4 - 5
3. 1x - 012 CK Riser 60mm D
4. 1x - 012 CK Riser 60mm C
5. 1x - 012 CK Edge Chains 3x

6. 1x - 012 CK Edge Chains Long 1x
7. 1x - 012 CK Edge 1x Cnr Left
8. 1x - 012 CK Edge Brazier Base
9. 1x - 012 CK Iron Door Brazier
10. 1x - 012 CK Iron Door Brazier Flame

FIG. 9.

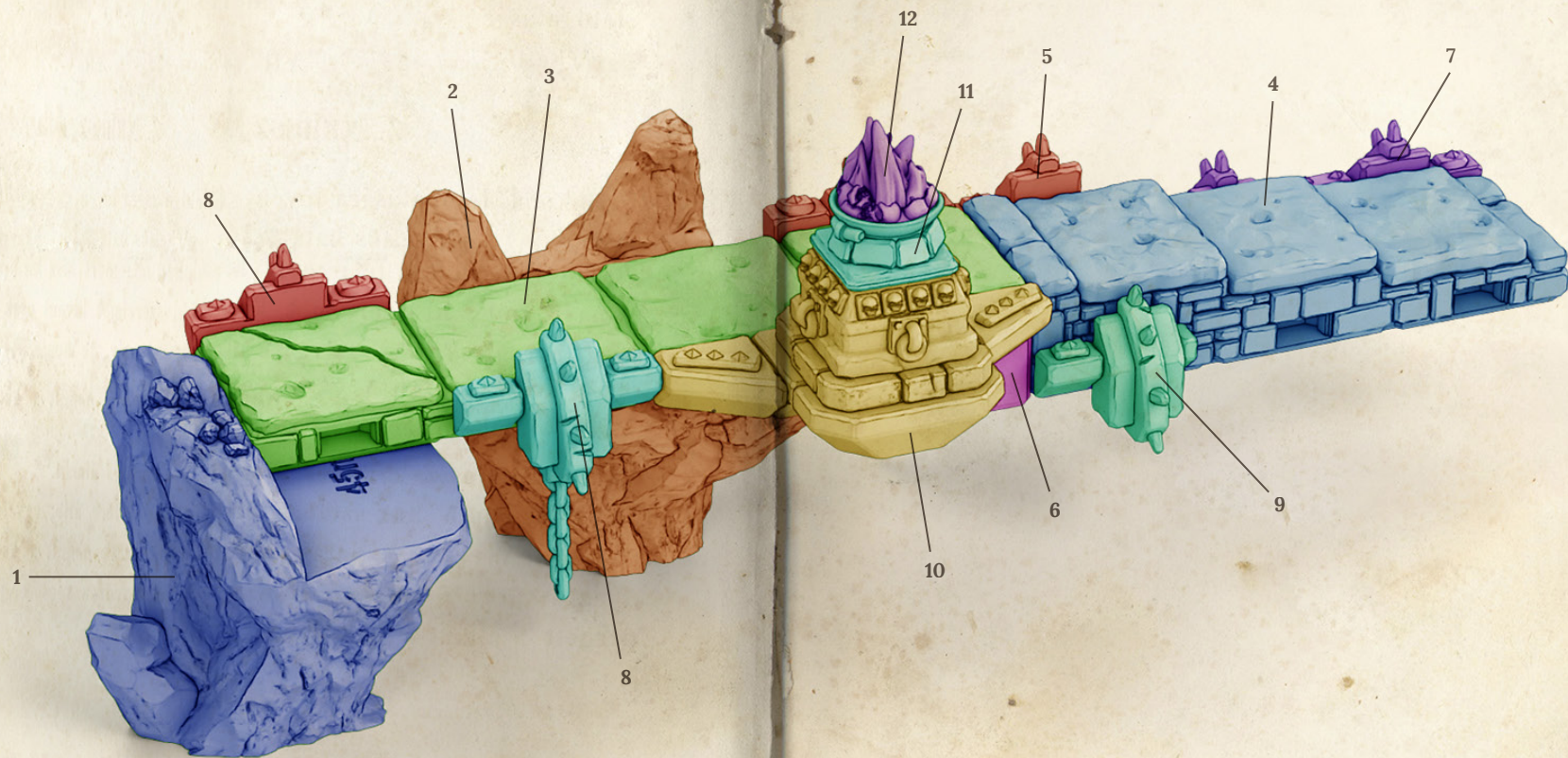


- 1. 1x - 012 CK Riser 45mm B
- 2. 1x - 012 CK Riser 45mm D
- 3. 1x - 012 CK Riser 45mm E
- 4. 1x - DUN Floor PB 1x5 A 08
- 5. 1x - DUN Floor PB 1x4 A 22
- 6. 1x - DUN Floor PB 1x2 A 01

- 7. 2x - 012 CK Edge Chains 3x
- 8. 1x - 012 CK Edge Chains Long 1x
- 9. 1x - 012 CK Edge 1x Cnr Left
- 10. 2x - 012 CK Stone Arch Bottom Right
- 11. 2x - 012 CK Stone Arch Bottom Left

- 12. 1x - 012 CK Stone Arch Top Damaged A
- 13. 1x - 012 CK Stone Arch Top Damaged B
- 14. 1x - 012 CK Stone Arch Top
- 15. 1x - 012 CK Edge Brazier Base
- 16. 1x - 012 CK Iron Door Brazier
- 17. 1x - 012 CK Iron Door Brazier Flame

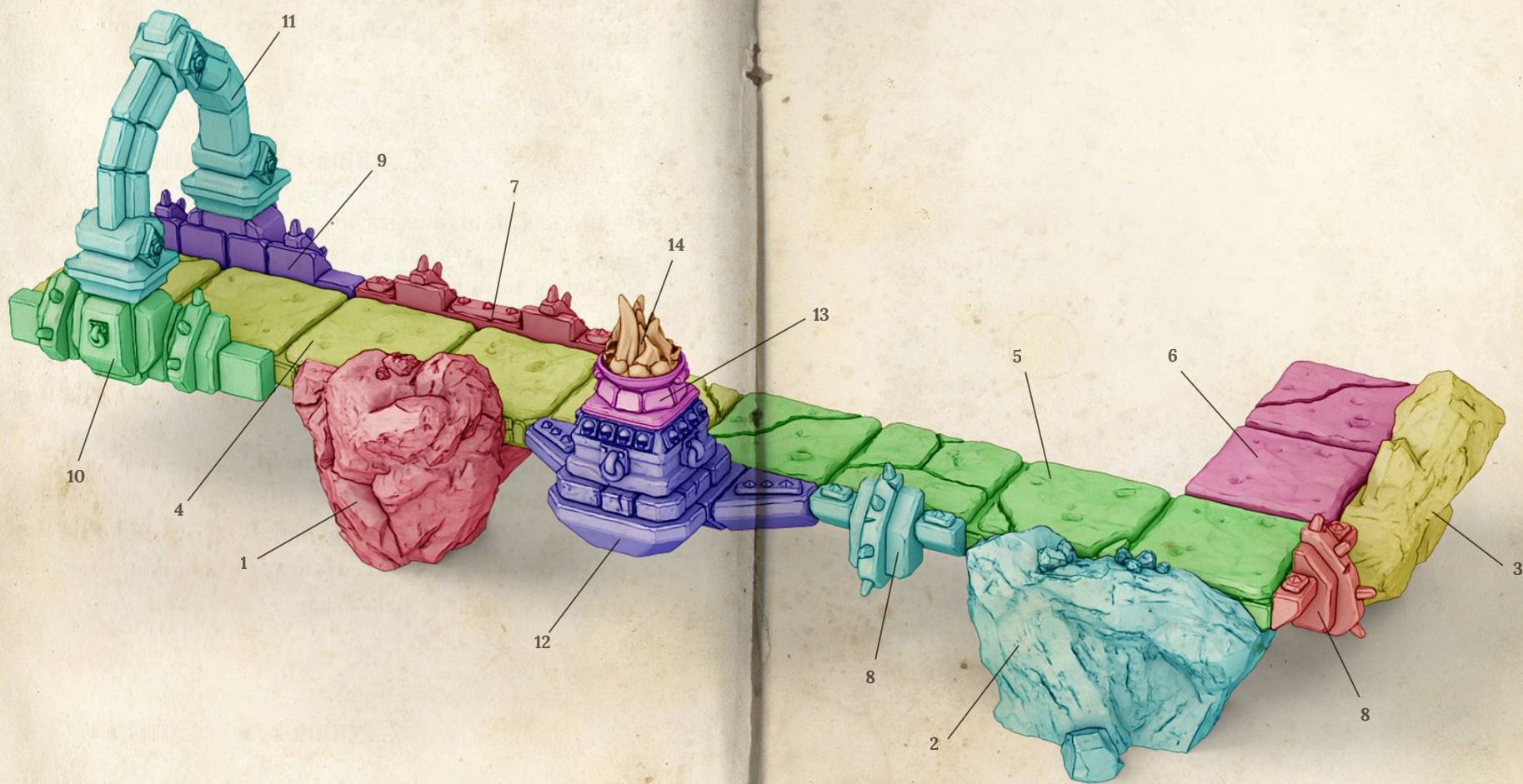
FIG. 10.



1. 1x - 012 CK Riser 45mm C
2. 1x - 012 CK Riser 45mm A
3. 1x - DUN Floor PB 1x4 A 21
4. 1x - 012 CK Stairs 1x3
5. 1x - 012 CK Edge Steps Right Chains
6. 1x - 012 CK Stairs 15mm Support

7. 1x - 012 CK Edge 2x
8. 2x - 012 CK Edge Chains Long 1x
9. 1x - 012 CK Edge 1x Cnr Left
10. 1x - 012 CK Edge Brazier Base
11. 1x - 012 CK Iron Door Brazier
12. 1x - 012 CK Iron Door Brazier Flame


FIG. 11.



1. 1x - 012 CK Riser 30mm B
2. 1x - 012 CK Riser 30mm C
3. 1x - 012 CK Riser 30mm E
4. 1x - DUN Floor PB 1x5 A 07
5. 1x - DUN Floor PB 1x4 A 19
6. 1x - DUN Floor PB 1x2 A 01
7. 1x - 012 CK Edge 2x

8. 2x - 012 CK Edge 1x
9. 1x - 012 CK Stone Arch Bottom Left
10. 1x - 012 CK Stone Arch Bottom Right
11. 1x - 012 CK Stone Arch Bottom Top
12. 1x - 012 CK Edge Brazier Base
13. 1x - 012 CK Iron Door Brazier
14. 1x - 012 CK Iron Door Brazier Flame

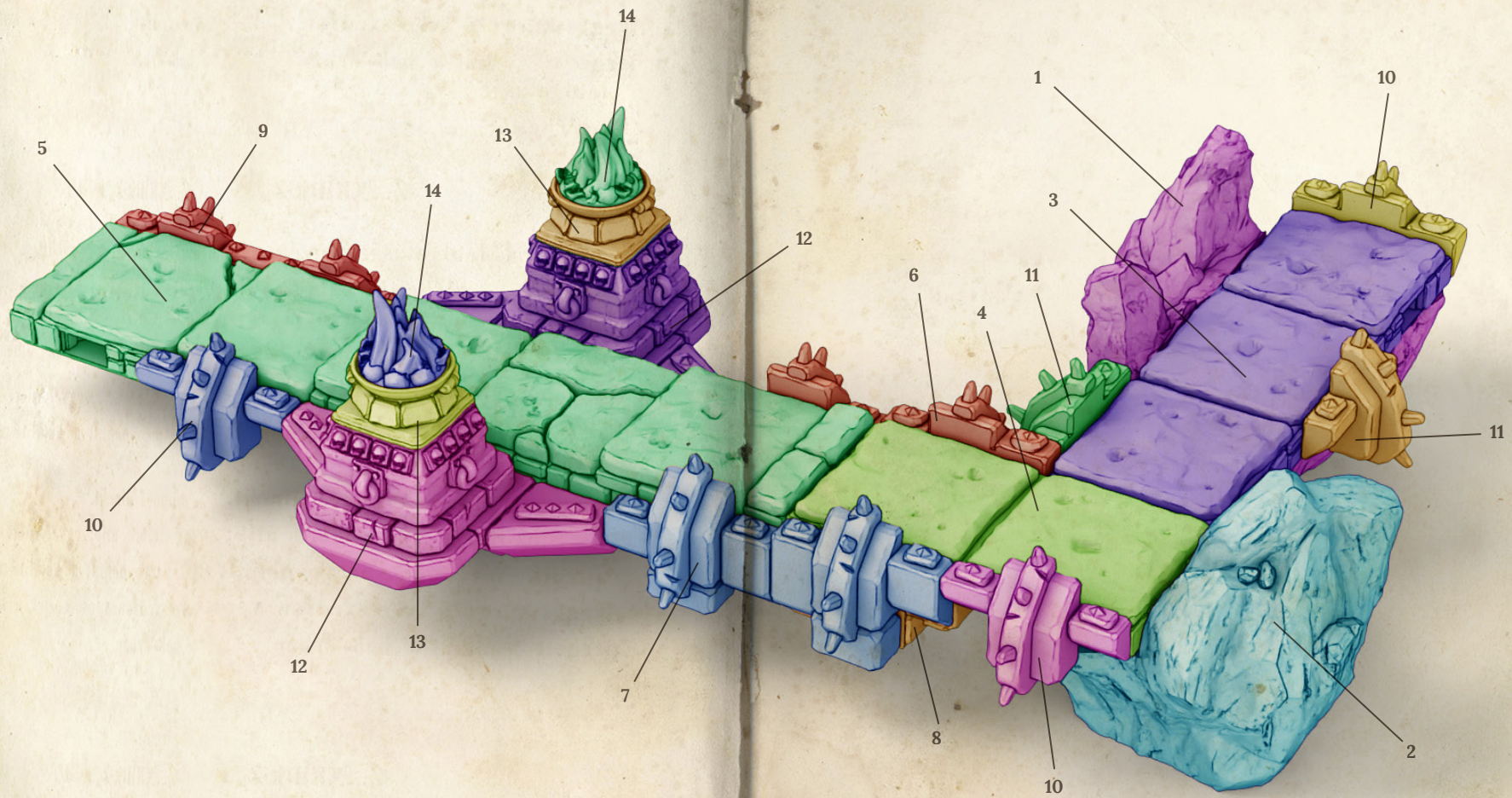
FIG. 12.



1. TDRQ HQ Build Guide Quarter 2 - 1
2. 1x - 012 CK Riser 30mm D
3. 1x - 012 CK Edge 2x
4. 1x - 012 CK Edge 1x

5. 1x - 012 CK Edge 1x Cnr Left
6. 1x - 012 CK Edge Brazier Base
7. 1x - 012 CK Iron Door Brazier
8. 1x - 012 CK Iron Door Brazier Flame

FIG. 13.




- 1. 1x - 012 CK Riser 30mm A
- 2. 1x - 012 CK Riser 30mm D
- 3. 1x - DUN Floor PB 1x3 A
- 4. 1x - DUN Floor PB 1x2 A 02

- 5. 1x - 012 CK Stairs 1x5
- 6. 1x - 012 CK Edge Steps Left
- 7. 1x - 012 CK Edge Steps Right
- 8. 1x - 012 CK Stairs 15mm Support

- 9. 1x - 012 CK Edge 2x
- 10. 3x - 012 CK Edge 1x
- 11. 2x - 012 CK Edge 1x Cnr Left
- 12. 2x - 012 CK Edge Brazier Base

- 13. 2x - 012 CK Iron Door Brazier
- 14. 2x - 012 CK Iron Door Brazier Flame

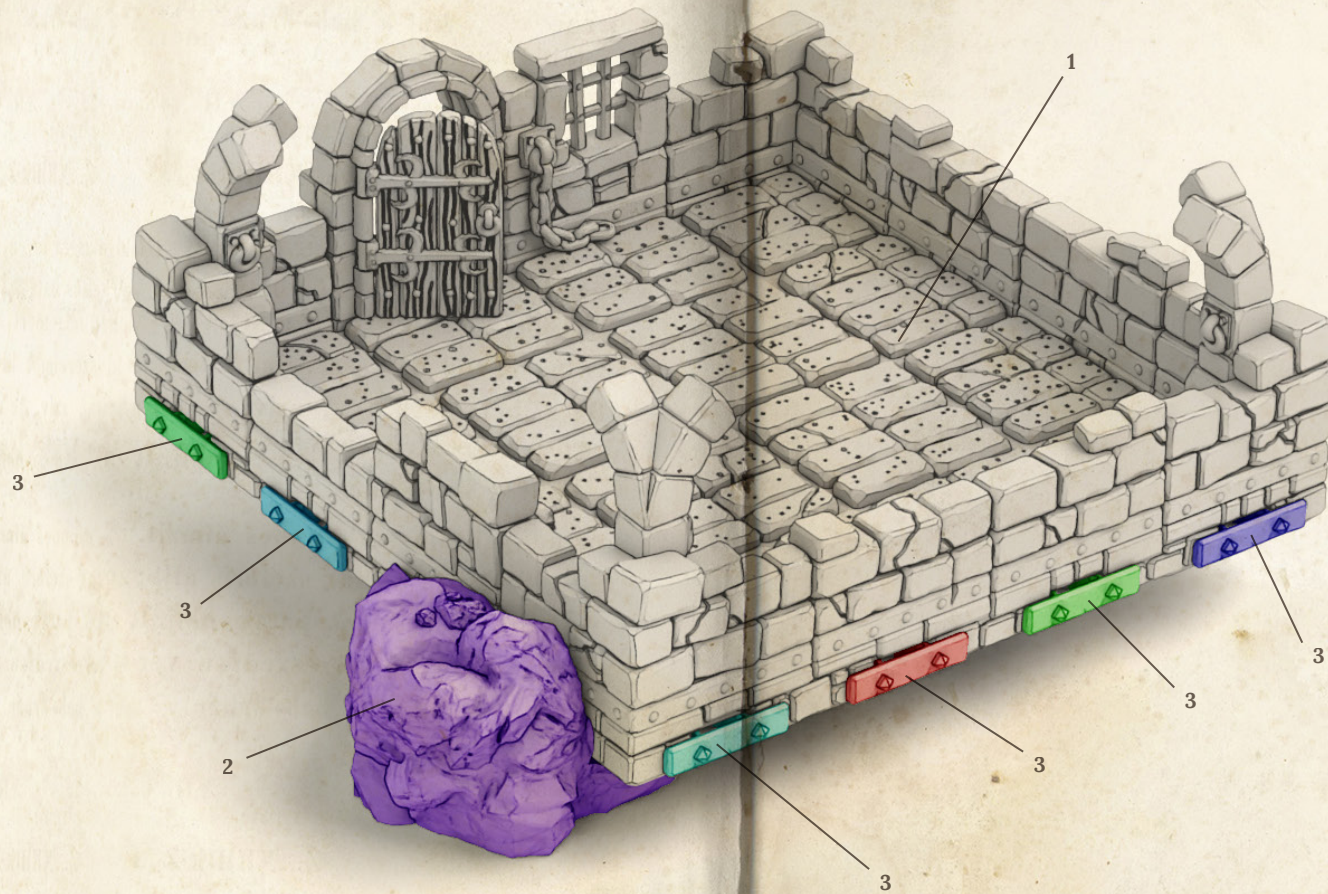
FIG. 14.



1. TDRQ HQ Build Guide Quarter 2 - 4
2. 1x - 012 CK Riser 15mm D
3. 1x - 012 CK Riser 15mm E
4. 1x - 012 CK Riser 15mm C
5. 1x - DUN Floor PB 1x4 A 22
6. 1x - DUN Floor PB 1x2 A 01


7. 1x - 012 CK Edge 2x
8. 1x - 012 CK Edge 1x
9. 1x - 012 CK Edge 1x Cnr Left
10. 1x - 012 CK Edge 1x Cnr Right
11. 3x - DUN Floor Cap Studs Mid

FIG. 1S.



- 1. TDRQ HQ Build Guide Quarter 2 - 4
- 2. 1x - 012 CK Riser 15mm B
- 3. 6x - DUN Floor Cap Studs Mid

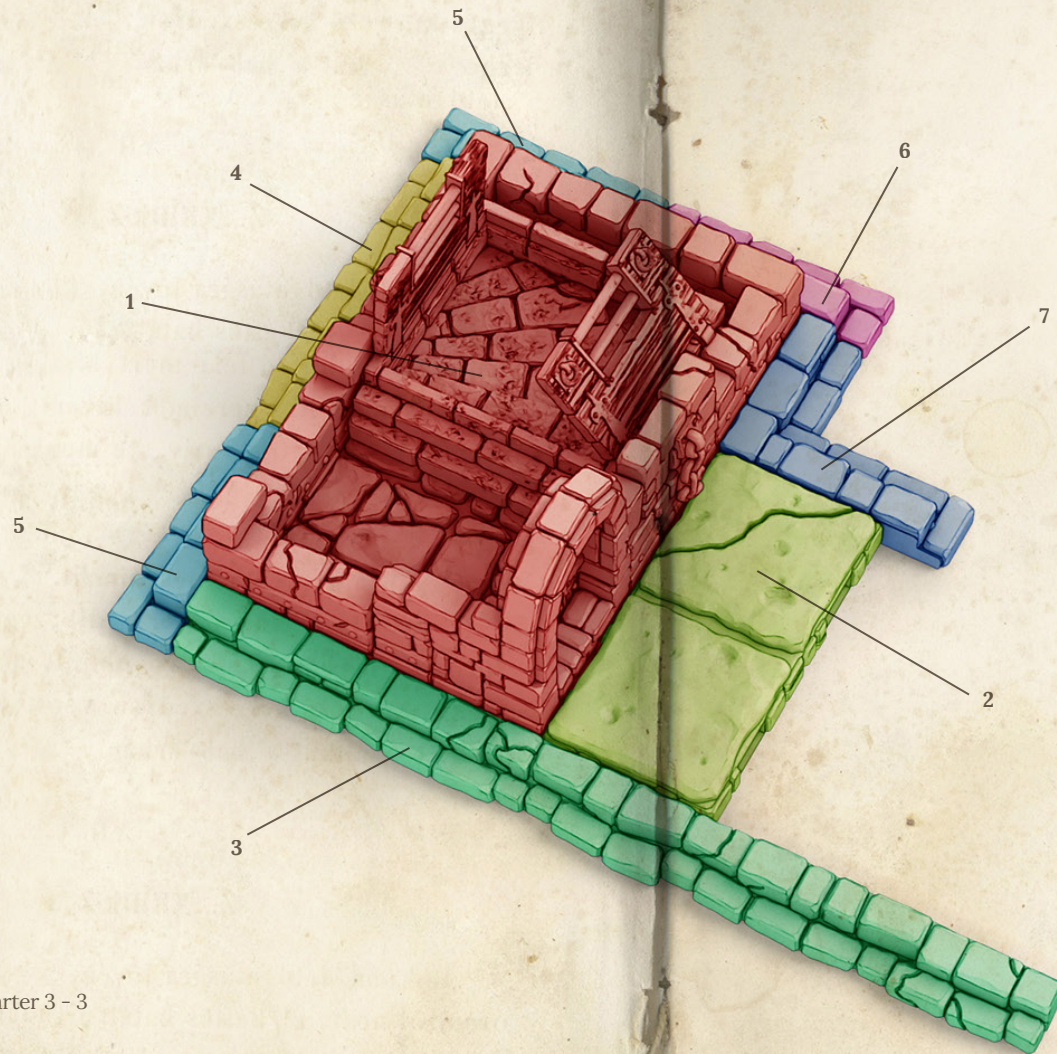
FIG. 16.



- 1. 1x - 012 CK Riser 15mm A
- 2. 1x - DUN Floor PB 1x2 A 02
- 3. 1x - 012 CK Stairs 1x5
- 4. 1x - 012 CK Edge Steps Left
- 5. 1x - 012 CK Edge Steps Right
- 6. 1x - 012 CK Stairs 15mm Support

- 7. 1x - 012 CK Edge 1x
- 8. 1x - DUN Floor Edge Step 1x
- 9. 1x - DUN Floor Edge Step Cnr Rev
- 10. 2x - 012 CK Edge Brazier Base
- 11. 2x - 012 CK Iron Door Brazier
- 12. 2x - 012 CK Iron Door Brazier Flame

FIG. 17.



1. TDRQ HQ Build Guide Quarter 3 - 3
2. 1x - DUN Floor PB 1x2 A 01
3. 1x - DUN Floor Edge Step 5x
4. 1x - DUN Floor Edge Step 2x
5. 2x - DUN Floor Edge Step 1x Long
6. 1x - DUN Floor Edge Step 1x Long - **Mirrored**
7. 1x - DUN Floor Edge Step Cnr Rev Long

