

GPOINT BATCHED CARD USER MANUAL

<https://gpointbatchedcard.com>

JULY 2022





SIGN IN

Please log in with the temporary password provided in your welcome email.

You will be asked to consent to the site terms & conditions.

Please read it carefully by scrolling down and clicking to agree.




Esp ▾

BATCHED
FINANCIAL SERVICES AS A PLATFORM

Welcome to GPoint Batched Card

Sign in

Email / Phone

Password 

[Forgot my password](#)

Sign in

HOME SCREEN

When the card is registered, and usage history occurs, the corresponding contents are displayed.

The caption at the bottom states that the GPoint Batched card was issued by EVOLVE Bank in partnership with VISA USA.

The screenshot displays the BATCHED mobile application interface. At the top left, there is a user profile section with a circular icon containing 'SE', an 'Account ID' button, and a 'Profile' button. Below this is a dark navigation menu with options: Home (selected), Cards, Transactions history, Transfer FIAT, Legal information, and Contact. At the bottom of the menu is a 'Sign off' button. The main content area features the BATCHED logo and 'My portal' with a 'Home' indicator. It includes three primary cards: 'My Wallet Balance' showing \$532.00 USD with a 'See wallet' button; 'Physical card' showing \$222.78 USD with a 'View card' button; and a 'Batched website' promotional banner with a 'Go to the site' button. A transaction history table is also visible.

Date	Description	Type	Amount
Jul 30, 2022	Transfer from wallet to card ended 1296	Withdrawal	-\$120.00
Jul 30, 2022	Test 0730	Withdrawal	-\$105.00
Jul 30, 2022	Deposit Direct Payment Cl:36556 10020	Deposit	\$350.00
Jul 25, 2022	Deposit Direct Payment Cl:36556 10018	Deposit	\$900.00
Jul 25, 2022	Transfer from wallet to card ended 1296	Withdrawal	-\$500.00
Jul 22, 2022	Transfer from wallet to card ended 1296	Withdrawal	-\$15.00
Jul 22, 2022	Transfer from wallet to card ended 1296	Withdrawal	-\$10.00
Jul 15, 2022	Deposit Deposit by Gpoint 10007	Deposit	\$20.00
Jul 15, 2022	Deposit Direct Payment Cl:36556 10008	Deposit	\$17.00
Jul 15, 2022	aaa	Withdrawal	-\$1.00
Jul 15, 2022	Test 0715	Withdrawal	-\$20.00
Jul 11, 2022	Virtual Card Purchase	Withdrawal	-\$4.00
Jun 24, 2022	Deposit Direct Payment Cl:36556 40005	Deposit	\$10.00
Apr 7, 2022	Deposit Direct Payment Cl:36556 40004	Deposit	\$10.00

First of all, we will guide you on how to change the temporary password to your own password.

This is a personal information management function.

If you click the button marked with a red arrow, you will be asked to log in again. This is a measure to protect personal information. Please use the temporary password again here.

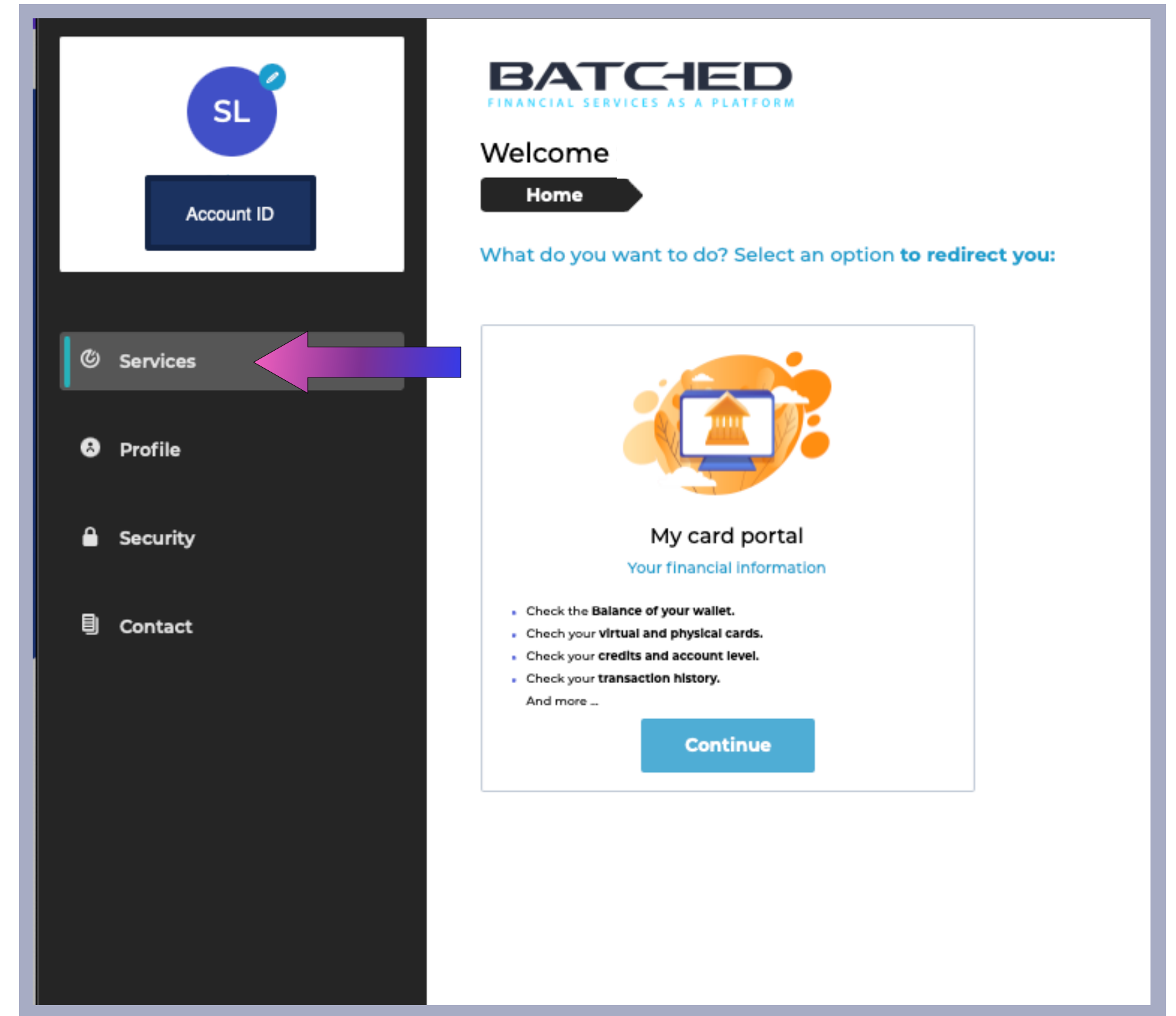
The screenshot displays the BATCHED financial services portal. On the left is a dark sidebar with navigation options: Home, Cards, Transactions history, Transfer FIAT, Legal information, and Contact. At the bottom of the sidebar is a 'Sign off' button. The main content area features the BATCHED logo and 'My portal' header. Below this, there are several key sections:


- Account ID Management:** A section with a circular profile icon containing 'SE', an 'Account ID' button, and a 'Profile' button. A red arrow points to the 'Account ID' button.
- My Wallet Balance:** Shows a balance of \$532.00 USD with a note 'USD in Pending Transaction'. It includes a list of transaction types: Services pay, purchases in the Store section of your App, Payments between users, and Transfers to your bank account, among others. A 'See wallet' button is present.
- Physical Card:** Shows a balance of \$222.78 USD and a 'View card' button.
- Transactions History:** A table with columns for Date, Description, Type, and Amount.
- Batched website:** A promotional banner with the text 'Visit us on our website to know the benefits that we have for you' and a 'Go to the site' button.

Date	Description	Type	Amount
Jul 30, 2022	Transfer from wallet to card ended 1296	Withdrawal	-\$120.00
Jul 30, 2022	Test 0730	Withdrawal	-\$105.00
Jul 30, 2022	Deposit Direct Payment CI:36556 10020	Deposit	\$350.00
Jul 25, 2022	Deposit Direct Payment CI:36556 10018	Deposit	\$900.00
Jul 25, 2022	Transfer from wallet to card ended 1296	Withdrawal	-\$500.00
Jul 22, 2022	Transfer from wallet to card ended 1296	Withdrawal	-\$15.00
Jul 22, 2022	Transfer from wallet to card ended 1296	Withdrawal	-\$10.00
Jul 15, 2022	Deposit Deposit by Gpoint 10007	Deposit	\$20.00
Jul 15, 2022	Deposit Direct Payment CI:36556 10008	Deposit	\$17.00
Jul 15, 2022	aaa	Withdrawal	-\$1.00
Jul 15, 2022	Test 0715	Withdrawal	-\$20.00
Jul 11, 2022	Virtual Card Purchase	Withdrawal	-\$4.00
Jun 24, 2022	Deposit Direct Payment CI:36556 40005	Deposit	\$10.00
Apr 7, 2022	Deposit Direct Payment CI:36556 40004	Deposit	\$10.00

Press the red arrow button to enter the personal information check/edit function screen.

Press the blue arrow button to return to the normal card account functions.





Users who are using it now do not need any additional work as the KYC process has been completed with the information provided previously.

If you enter additional information or edit the contents, the related KYC process will start again and there may be restrictions on the use of the wallet.

If necessary, please consult with our customer center first.
support@gpointbatchedcard.com



The screenshot displays the BATCHED user interface. At the top left, there is a user profile card with a blue circle containing 'SL' and a dark blue box labeled 'Account ID'. Below this is a dark sidebar menu with options: 'Services', 'Profile' (highlighted), 'Security', and 'Contact'. The main content area features the BATCHED logo and tagline 'FINANCIAL SERVICES AS A PLATFORM'. In the top right, there are 'Notifications 15' and 'Eng' with a dropdown arrow. The 'Profile information' section has two tabs: 'Home' and 'Profile'. A message states: 'When completing your profile you will have access to all the benefits that we have to offer you as credits, transfers to your bank, physical cards, among many others ...'. Below this are four progress indicators: 'Personal Information' (checked), 'Contact Information' (checked), 'Documents' (not checked), and 'Profile picture' (not checked). The 'Personal Information' section includes a warning: 'Your personal information will be verified later.' and several input fields: 'Name(s)', 'Last name', 'Second last name', 'SSN/National Id Number', 'Gender' (dropdown menu showing '[M] Male'), 'Birthdate', 'E-mail', and 'Mobile phone'. A 'Go to contact' button is located at the bottom right of the form. At the very bottom, a note says: 'Please complete all the required fields to complete your KYC.'



Click the Security button marked with a red arrow and click Change password marked with a blue arrow on the right.

On the Security screen, you can change your password, change your PIN, and also select Otp authentication settings. If you use the current settings, authentication via email will work.

For members from countries other than the United States, please do not change your current status and use the email authentication function as it is currently set.



BATCHED
FINANCIAL SERVICES AS A PLATFORM

Notifications 15 Eng

Account security

Security

If you think that **access to your account is compromised in any way**, we have several options for you to keep it protected.

Your trust is **the most important thing for us**.

[Change password](#)

[Change confirmation PIN of your application](#)

Two factor authentication

Add security to your account and keep intruders out.

Even if someone gets your password, they will not be able to enter as each login will be authorized with a 6-digit code that you will get when you want to enter.

Third Party Authenticator App Activate By default

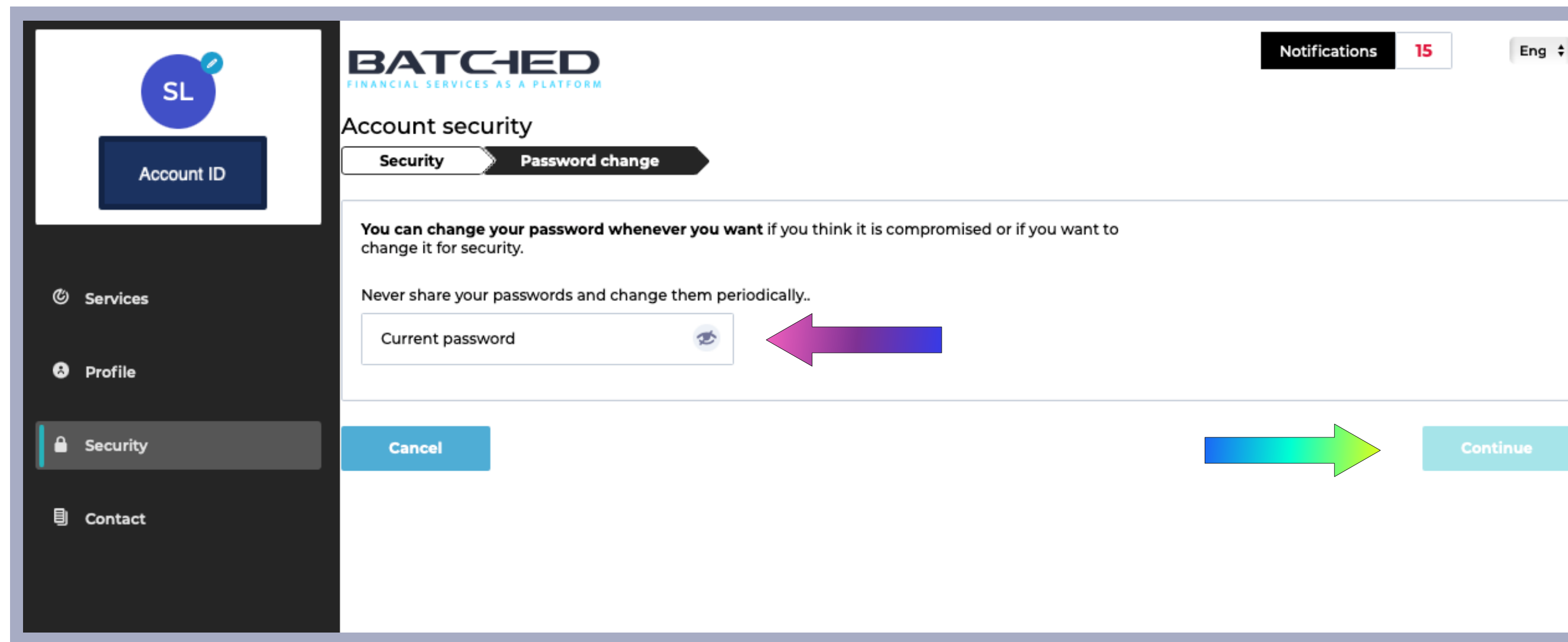
Use an Authenticator App as your Two-Factor Authentication (2FA). When you sign in you'll be required to use the security code provided by your Authenticator App.

SMS AUTHENTICATION

Use your phone as your Two-Factor Authentication (2FA) when you sign in you'll be required to use the security code we send you via SMS message.

EMAIL AUTHENTICATION

Use a security code sent to your email address as your Two-Factor Authentication (2FA). The security code will be sent to the address associated with your account. You'll need to use it in when you sign in.




Enter the temporary password and press “Continue”.

Please repeat this procedure when you want to change your password again later.



Enter the verification code sent to the registered email address in the blue arrow field, and register a new password in the two fields indicated by the red arrow below.

The new password must be at least 8 characters long and contain at least one uppercase letter, one lowercase letter, one number and at least one special character. (# (? ! @ \$ %) ^ . & * - + _ .)



The screenshot displays the BATCHED account security interface. At the top, the logo "BATCHED FINANCIAL SERVICES AS A PLATFORM" is visible on the left, and "Notifications 15" and "Eng" are on the right. The page title is "security.message_1". Below this, there are two tabs: "Security" and "Password change", with "Password change" being the active tab. Underneath the tabs are two buttons: "Account security" and "Password change".

The main content area is titled "Confirmation code (to your mobile and email address)". It contains the text: "You will receive the code in less than 5 minutes, if you don't receive it, contact support. The code you receive will be valid for 5 minutes." Below this is the instruction: "Enter the confirmation code you received." There is a text input field labeled "Confirmation code (6 digits)" with a blue arrow pointing to it from the right. To the right of this field is a red-bordered box containing a simulated email notification from "mssupport@gpointmarket.com" with a "Security code" field.

Below the confirmation code section, there is text: "Your password will be valid for your account and app. Your password must contain at least a length of 8 characters, an uppercase letter, a lowercase letter, a number and one of the following special characters: # (? ! @ \$ %) ^ . & * - + _ .)". Below this is the instruction: "Never share your passwords and change them periodically for greater security".

At the bottom of the form, there are two text input fields: "New password" and "Confirm new password", both with eye icons for toggling visibility. A red arrow points to the "Confirm new password" field from the right. At the very bottom, there are two buttons: "Cancel" on the left and "Continue" on the right.

You can also edit the PIN number in the same way.

Now, click the blue arrow Sign off to log out, and re-enter with the new password.

We will continue to guide you through the GPoint Batched Card Wallet.

BATCHED
FINANCIAL SERVICES AS A PLATFORM

Eng ▾

Account security

Security

If you think that **access to your account is compromised in any way**, we have several options for you to keep it protected.

Your trust is **the most important thing for us**.

[Change password](#)

[Change confirmation PIN of your application](#)

Two factor authentication

Add security to your account and keep intruders out.

Even if someone gets your password, they will not be able to enter as each login will be authorized with a 6-digit code that you will get when you want to enter.

Third Party Authenticator App Activate By default

Use an Authenticator App as your Two-Factor Authentication (2FA). When you sign in you'll be required to use the security code provided by your Authenticator App.

SMS AUTHENTICATION

Use your phone as your Two-Factor Authentication (2FA) when you sign in you'll be required to use the security code we send you via SMS message.

EMAIL AUTHENTICATION

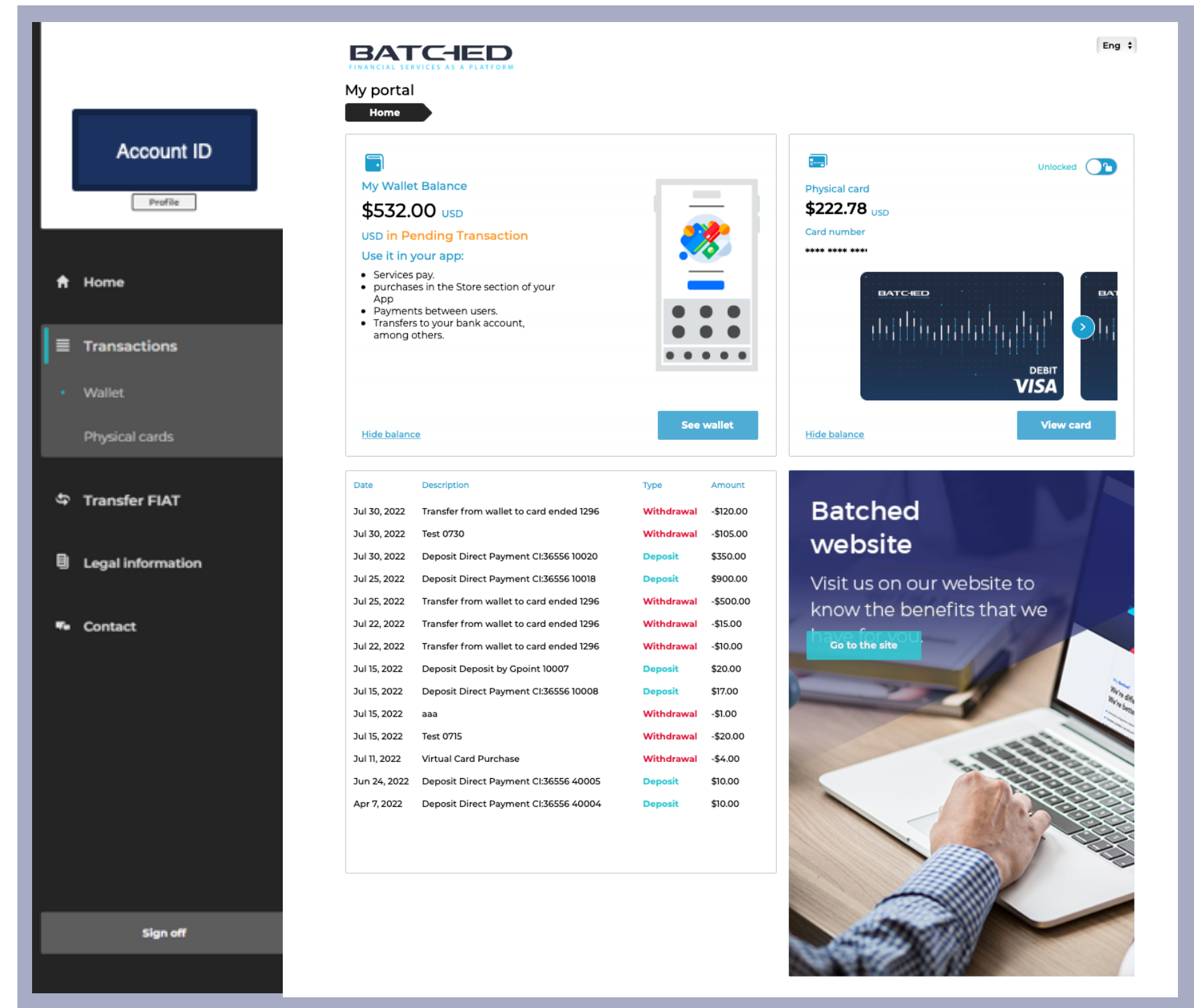
Use a security code sent to your email address as your Two-Factor Authentication (2FA). The security code will be sent to the address associated with your account. You'll need to use it in when you sign in.

Remember that **Master & S, Inc. staff will NEVER ask you for your password or secret question**. Master & S, Inc. staff **will never dial you to ask for information**, on passwords, number of cards, etc. they are confidential and you must protect them.

Your personal information is protected by our [Privacy Notice](#)

Master & S, Inc. Copyright © 2022. All rights reserved. Master & S, Inc. The Master & S, Inc. Visa Prepaid Card is issued by The Evolve Bank, Member FDIC, pursuant to a license from Visa U.S.A. Inc. and can be used everywhere Visa debit cards are accepted around the world. [Privacy Policy](#) | [Cookies](#)

This is the account wallet screen.
 You can check your account's US dollar balance
 and deposit/withdrawal records.



This is the card management screen. When you receive your first card, you must register and activate the card on this screen.

You will receive your first card in about three weeks.

You can also request for lost card or re-issuance here.

The G Point Batched Card can be used at all VISA merchants and VISA ATMs worldwide.

BATCHED
FINANCIAL SERVICES AS A PLATFORM

Physical card

Home Physical card

Account ID
Profile

Home

Cards
Physical cards
Virtual cards

Transactions history

Transfer FIAT

Legal information

Contact

Sign off

My physical card

Balance
\$222.78 USD
[Hide balance](#)

[Transfer / Recharge](#)

Use it anywhere:

- Payments in establishments.
- Cash withdrawals at ATMs
- Online stores

DEBIT VISA

Card number Expiration

Description	Type	Amount
LA CITY PARKING METER, LOS ANGELES, CAUS-Automobile Parking Lots and Garages	Withdrawal	-\$1.00
VERMONT SOONDAE, LOS ANGELES, CAUS-Eating places and Restaurants	Withdrawal	-\$75.53
Card to Card from Batched-Miscellaneous and Special	Deposit	\$120.00
7ELEVEN-FCTI1800 W. OLYMP, CAUS,-Financial Institutions – Manual Cash Disbursements	Withdrawal	-\$203.00
ATM Withdrawal Fee (Domestic)-Miscellaneous and Special	Withdrawal	-\$2.50
SEOUL GARDEN RESTAURAN, LOS ANGELES, CAUS-Eating places and Restaurants	Withdrawal	-\$20.52
NO 1 CHUEOTANG, LOS ANGELES, CAUS-Eating places and Restaurants	Withdrawal	-\$47.59
7-ELEVEN 21030, LOS ANGELES, CAUS-Service Stations (with or without ancillary services)	Withdrawal	-\$11.88
AMAZON.COM*029Y11N3AMAZO, LE WAUS,-Computer Network Services	Withdrawal	-\$60.20
Card to Card from Batched-Miscellaneous and Special	Deposit	\$500.00

It is the same card management screen.
This screen is not visible now.

After receiving your first card and completing registration,
you will see this when you enter this section again.

You can transfer US dollar cash from your wallet to
your card here.

BATCHED
FINANCIAL SERVICES AS A PLATFORM

Physical card

Home Physical card

Account ID
Profile

Home

Cards 1

Physical cards

Virtual cards

Transactions history

Transfer FIAT

Legal information

Contact

Sign off

BATCHED
FINANCIAL SERVICES AS A PLATFORM

My physical card

Balance
\$222.78 USD
[Hide balance](#)

Transfer / Recharge 2

Use it anywhere:

- Payments in establishments.
- Cash withdrawals at ATMs
- Online stores

BATCHED
DEBIT
VISA

Card number Expiration

Description	Type	Amount
LA CITY PARKING METER, LOS ANGELES, CAUS-Automobile Parking Lots and Garages	Withdrawal	-\$1.00
VERMONT SOONDAE, LOS ANGELES, CAUS-Eating places and Restaurants	Withdrawal	-\$75.53
Card to Card from Batched-Miscellaneous and Special	Deposit	\$120.00
7ELEVEN-FCT11800 W. OLYMP, CAUS,-Financial Institutions – Manual Cash Disbursements	Withdrawal	-\$203.00
ATM Withdrawal Fee (Domestic)-Miscellaneous and Special	Withdrawal	-\$2.50
SEOUL GARDEN RESTAURAN, LOS ANGELES, CAUS-Eating places and Restaurants	Withdrawal	-\$20.52
NO 1 CHUEOTANG, LOS ANGELES, CAUS-Eating places and Restaurants	Withdrawal	-\$47.59
7-ELEVEN 21030, LOS ANGELES, CAUS-Service Stations (with or without ancillary services)	Withdrawal	-\$11.88
AMAZON.COM*029Y11N3AMAZO, LE WAUS,-Computer Network Services	Withdrawal	-\$60.20
Card to Card from Batched-Miscellaneous and Special	Deposit	\$500.00



Now we are going to set up a PIN for the use.

BATCHED
FINANCIAL SERVICES AS A PLATFORM

Eng v

Physical card

Home Physical card

My physical card

Balance
\$179.31 USD
[Hide balance](#)

Transfer / Recharge

Use it anywhere:

- Payments in establishments.
- Cash withdrawals at ATMs
- Online stores


Unlocked

BATCHED
FINANCIAL SERVICES AS A PLATFORM

DEBIT
VISA


Card number Expiration CVV

Card Options





Click "Change PIN" button.




BATCHED
FINANCIAL SERVICES AS A PLATFORM

Associate card to account

Home Physical card **Options card**

Options card


 Card number
**** * * * *

Change card PIN

The pin is needed to **withdraw cash from ATMs** and in some establishments to approve payments. It consists of **4 numbers**, it is important that you memorize them

Change PIN ←

Back to cards



Click "Update" button.



BATCHED
FINANCIAL SERVICES AS A PLATFORM

Associate card to account

Home > Physical card > **Options card**

Card PIN change

Please use the form below to set your PIN

Please enter your PIN

Please re-enter your PIN

Submit

A new tab will open for you to **enter your card PIN**, once finished you can close the tab and return to the card portal.

Update ←



Please make a 4 digit PIN.

Put the 4 digit once more in the next blank and click "Update" button.

The PIN will be used at ATM & any other places where it is asked.

Please use the form below to set your PIN

Please enter your PIN

 ←

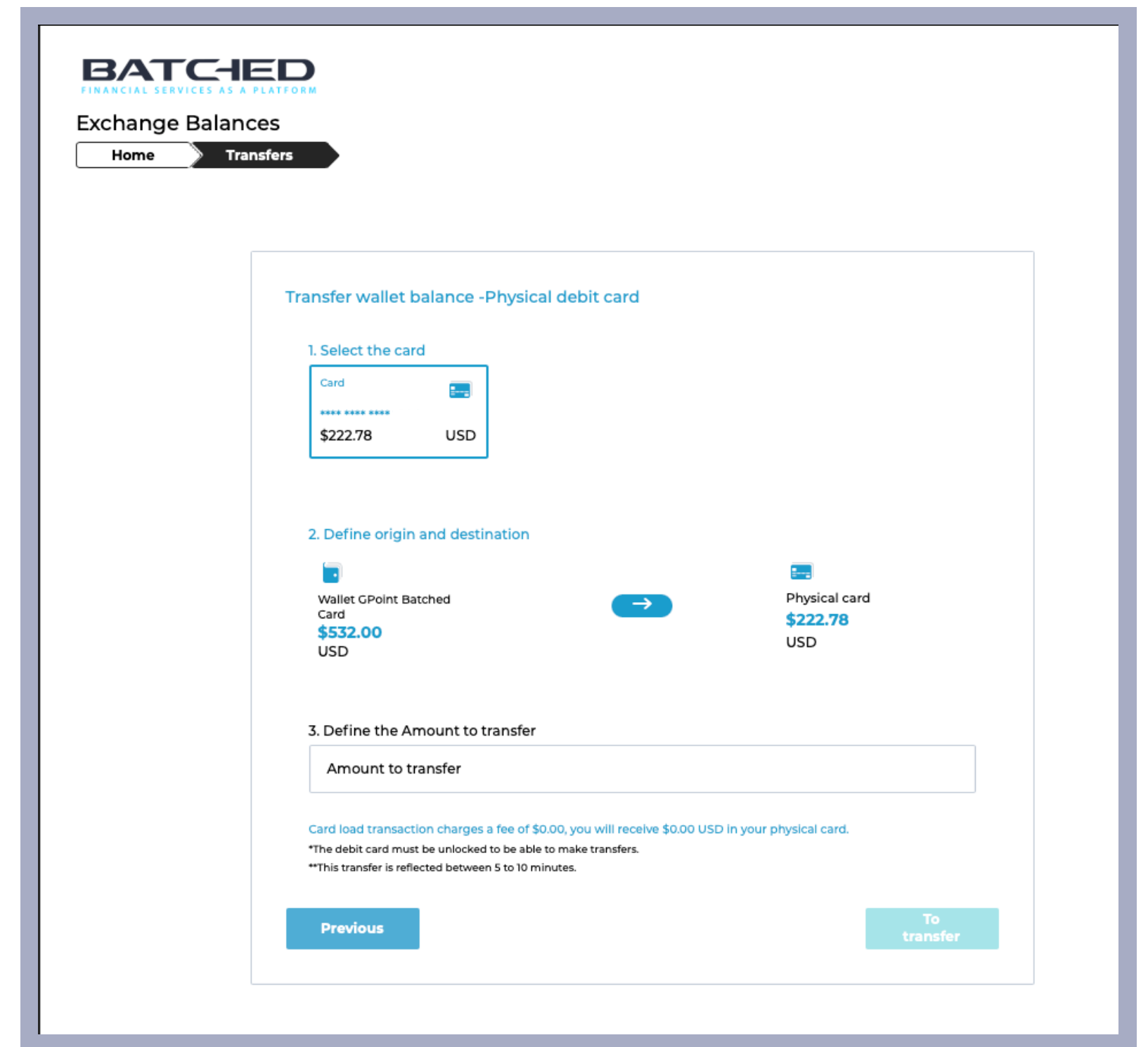
Please re-enter your PIN

 ← ←

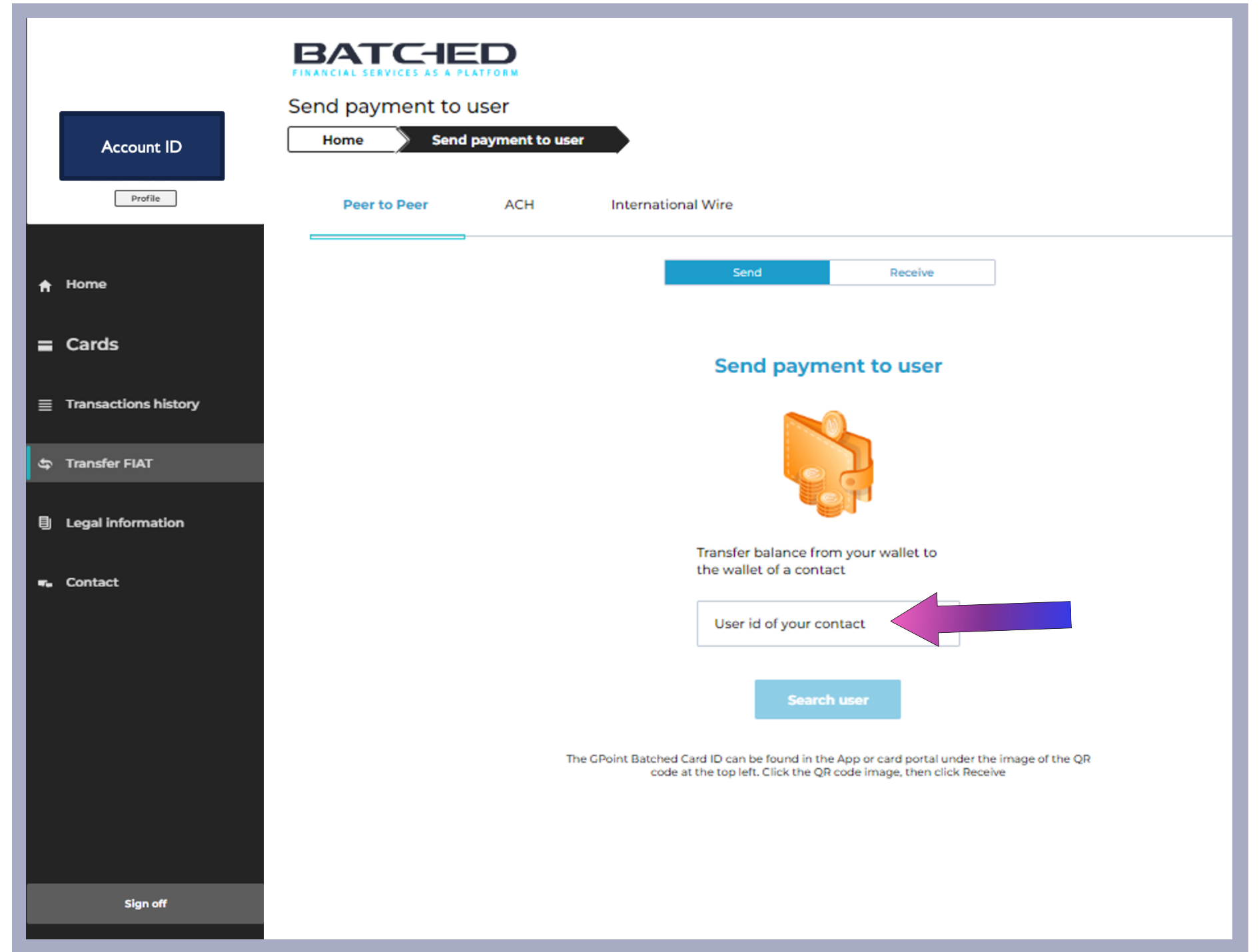
This is the remittance screen between members. Users of our Card can send and receive US dollar between each other without any fees.

You can use the Account ID displayed at the top left of the screen.

On this screen, you can send US dollar to the recipient's ID.



This is the remittance screen between members. Users of our Card can send and receive US dollar between each other without any fees. You can use the Account ID displayed at the top left of the screen. On this screen, you can send US dollar to the recipient's ID.



This is the remittance screen between members.

If you inform the sender of the QR code or account ID on this screen, you can receive US dollar.

The screenshot displays the BATCHED mobile application interface. On the left is a dark navigation sidebar with the following items: Home, Transactions, Transfer FIAT (with sub-options: Send, Receive, Send to bank account, Recieve from bank account), Legal Information, Contact, and Sign off. The main content area is titled 'Receive payment to user' and features the BATCHED logo and tagline 'FINANCIAL SERVICES AS A PLATFORM'. Below the title are navigation tabs for 'Home' and 'Receive payment to user'. Further down are payment method tabs: 'Peer to Peer' (selected), 'ACH', and 'International Wire'. A 'Send' and 'Receive' toggle is present, with 'Receive' selected. The main instruction reads 'Receive payment to user' followed by 'If your contact will send the transfer from their application'. A large QR code is displayed, with the text 'Or share your ID Number:' below it. The ID number '61c26[redacted]624' is shown, with a 'Copy ID' button underneath. A purple arrow points from the QR code area towards the right.

This is the screen for ACH Transaction with an external bank in the USA.

Non-US countries cannot use this services.

The screenshot displays the BATCHED mobile application interface. On the left is a dark sidebar menu with options: Home, Transactions, Transfer FIAT (with sub-options: Send, Receive, Send to bank account, Recieve from bank account), Legal Information, and Contact. At the bottom of the sidebar is a 'Sign off' button. The main content area features the BATCHED logo and the title 'Transfers to bank accounts'. Below the title is a breadcrumb trail: Home > Transfers to bank accounts. A blue header banner contains the title and a sub-header: 'Fill in the fields with the legal information of the account.' Below this is a form titled 'Fill in the information for the transfer' with the following fields: Account type (set to 'Checking'), Routing Number, Account Number, Customer Name, Address, City, State, Zip code, Phone, and Email. Each field has a red 'x' icon indicating a validation error, except for 'Account type' which has a green checkmark. At the bottom of the form are 'Cancel' and 'Validate' buttons. A footer at the bottom of the screen contains fine print: 'Master & S, Inc. Copyright © 2022. All rights reserved. Master & S, Inc. Inc. The Master & S, Inc. Visa Prepaid Card is issued by Evolve Bank, Member FDIC, pursuant to a license from Visa U.S.A. Inc. and can be used accepted around the world. [Privacy Policy](#) | [Cookies](#)'

This feature allows you to deposit money from your bank account anywhere in the world to your GPoint batched Card account.

The screenshot displays the BATCHED web interface. On the left is a dark sidebar with navigation options: Home, Cards, Transactions history, Transfer FIAT (highlighted), Legal Information, and Contact. At the bottom of the sidebar is a 'Sign off' button. The main content area features the BATCHED logo and tagline 'FINANCIAL SERVICES AS A PLATFORM' at the top right. Below the logo, the page title is 'Transfers to bank accounts'. A breadcrumb trail shows 'Home' and 'Transfers to bank accounts'. Three tabs are visible: 'Peer to Peer', 'ACH', and 'International Wire' (which is selected and underlined). The 'WIRING INSTRUCTIONS' section contains the following text:

WIRING INSTRUCTIONS

1. Send the **international transfer** to the following account:

- Correspondent Bank SWIFT: **FW084106768**
- Beneficiary Name: **Evolve Bank & Trust**
- Beneficiary Address: **Memphis, TN**
- Beneficiary Bank Country: **United States of America**
- Special Instructions: **Account 9900009730 for Batched LLC**

2. **PLEASE INCLUDE YOUR FIRST AND LAST NAME AND EMAIL ADDRESS ASSOCIATED WITH YOUR ACCOUNT ON THE WIRE DESCRIPTION.**

If **name and/or email are incorrect** this will delay the funds being deposited to your account.

Wires received on or before 1:00pm Pacific time will normally be credited within 24 hours. Wires received after 1:00pm Pacific time will be credited within 48 hours, as long as it does not fall on a weekend or a banking holiday. Wires will not be credited on weekends or holidays.

A blue button labeled 'Register deposit' is located at the bottom of the instructions.

This is our Privacy Policy.

The screenshot displays the BATCHED mobile application interface. At the top left, there is a user profile section with a circular icon containing 'SE', a dark blue box labeled 'Account ID', and a 'Profile' button below it. A dark sidebar on the left contains navigation options: Home, Cards, Transactions history, Transfer FIAT, Legal information (highlighted with a red bar), and Contact. At the bottom of the sidebar is a 'Sign off' button. The main content area features the BATCHED logo and tagline 'FINANCIAL SERVICES AS A PLATFORM' at the top right, along with a language selector 'Eng'. Below the logo is a 'Legal information' header with two tabs: 'Home' and 'Legal information'. Two cards are displayed: 'Privacy notice' with a 'View PDF' button, and 'Operations Manual' with a 'View PDF' button. At the bottom of the page, a footer contains the following text: 'GPoint Batched Card Copyright © 2022. All rights reserved. GPoint Batched Card Inc. The GPoint Batched Card Visa Prepaid Card is issued by Evolve Bank, Member FDIC, pursuant to a license from Visa U.S.A. Inc. and can be used everywhere Visa debit cards are accepted around the world. [Privacy Policy](#) | Cookies'.



It is a function to communicate with our customer center.

If you leave a message, a customer service representative will reply in sequence.

Please use English for better communication.



The screenshot displays the BATCHED mobile application interface. On the left is a dark sidebar menu with options: Home, Cards, Transactions history, Transfer FIAT, Legal information, and Contact (highlighted). At the top of the sidebar, there is a profile section with a circular icon containing 'SE', the text 'Account ID', and a 'Profile' button. At the bottom of the sidebar is a 'Sign off' button. The main content area features the BATCHED logo and tagline 'FINANCIAL SERVICES AS A PLATFORM' at the top, with a language selector 'Eng' in the top right. Below the logo is a 'Contact' header and a navigation bar with 'Home' and 'Contact' buttons. The central part of the screen shows a contact form with a background image of a hand holding a smartphone. The form includes a 'Contact' title, an email address 'support@gpointbatchedcard.com', a 'Subject' input field, a 'Message' input field, and a 'Send Message' button. At the bottom of the screen, there is a copyright notice: 'GPoint Batched Card Copyright © 2022. All rights reserved. GPoint Batched Card Inc. The GPoint Batched Card Visa Prepaid Card is issued by Evolve Bank, Member FDIC, pursuant to a license from Visa U.S.A. Inc. and can be used everywhere Visa debit cards are accepted around the world. Privacy Policy | Cookies v336.0.0.21'.



THANK YOU!

As mentioned above, the new GPoint Batched Card will be shipped/delivered in about three weeks.

If you have any questions, please feel free to contact us.

We wish you a good luck.

