

BATCHED
FINANCIAL SERVICES AS A PLATFORM

GPOINT BATCHED CARD

사용 안내

<https://gpointbatchedcard.com>

JULY 2022



가입

웰컴 이메일에서 제공된 임시 비밀번호를 사용해서 로그인하십시오.

요청되는 이용약관 (Terms & conditions)에 동의하십시오.

끝까지 스크롤하시면서 모두 읽으시고 동의하시면 됩니다.


Esp ▾

BATCHED
FINANCIAL SERVICES AS A PLATFORM

Welcome to GPoint Batched Card

Sign in

Email / Phone

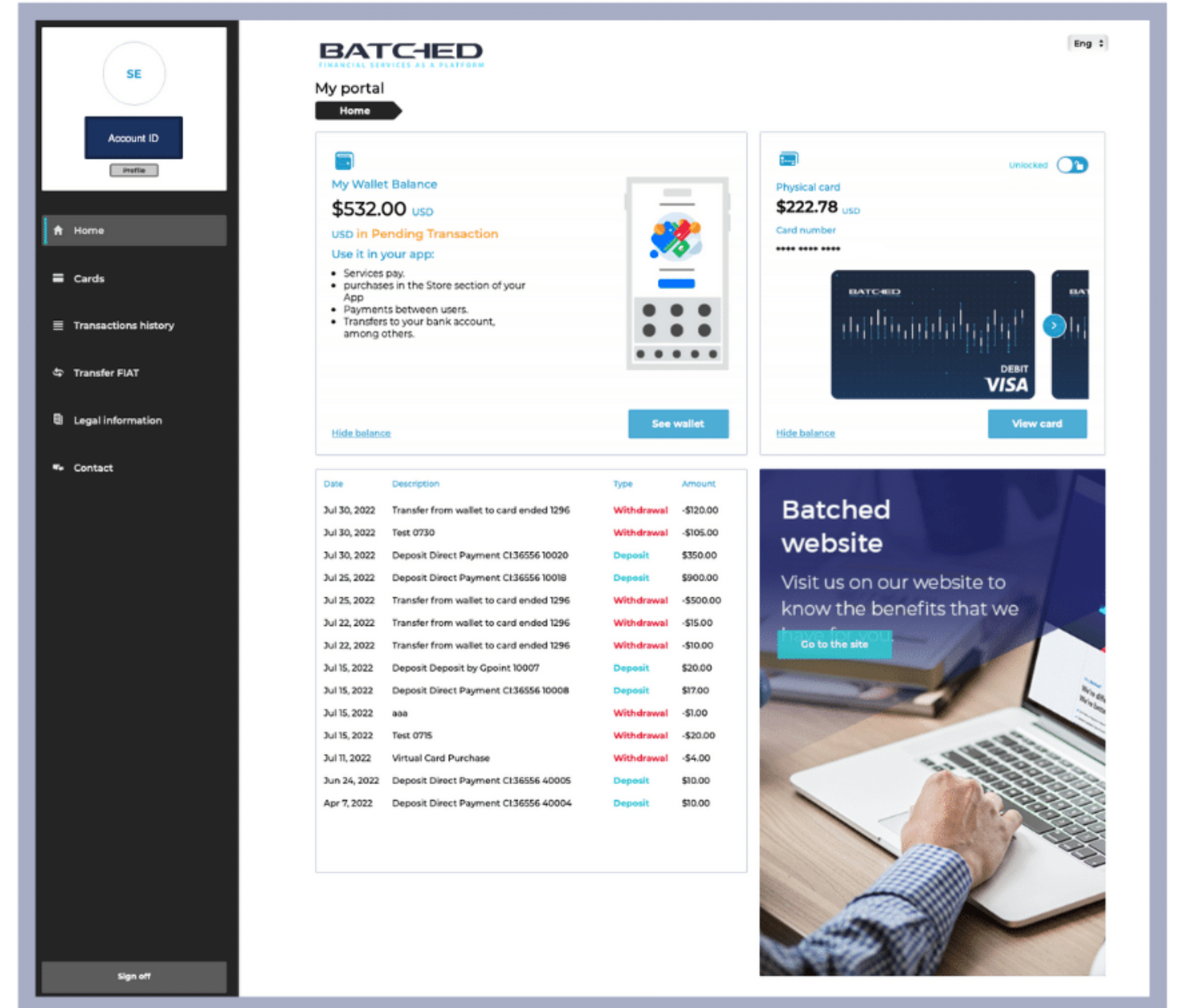
Password 

[Forgot my password](#)

홈 화면

이후 카드가 등록되고 사용 내역이 발생하면 해당 내용들이 보여집니다.

맨 아래 캡션은 G Point Batched 카드는 VISA USA와의 제휴를 통해 EVOLVE Bank가 발행하였다는 내용입니다.



우선 임시비밀번호를 여러분 고유 비밀번호로 변경하는 방법을 안내하겠습니다.

개인 정보 관리 기능입니다.

빨간 화살표 표시가 된 버튼을 누르시면 다시 한번 로그인하실 것을 요구합니다. 이는 개인정보 보호를 위한 조치입니다.

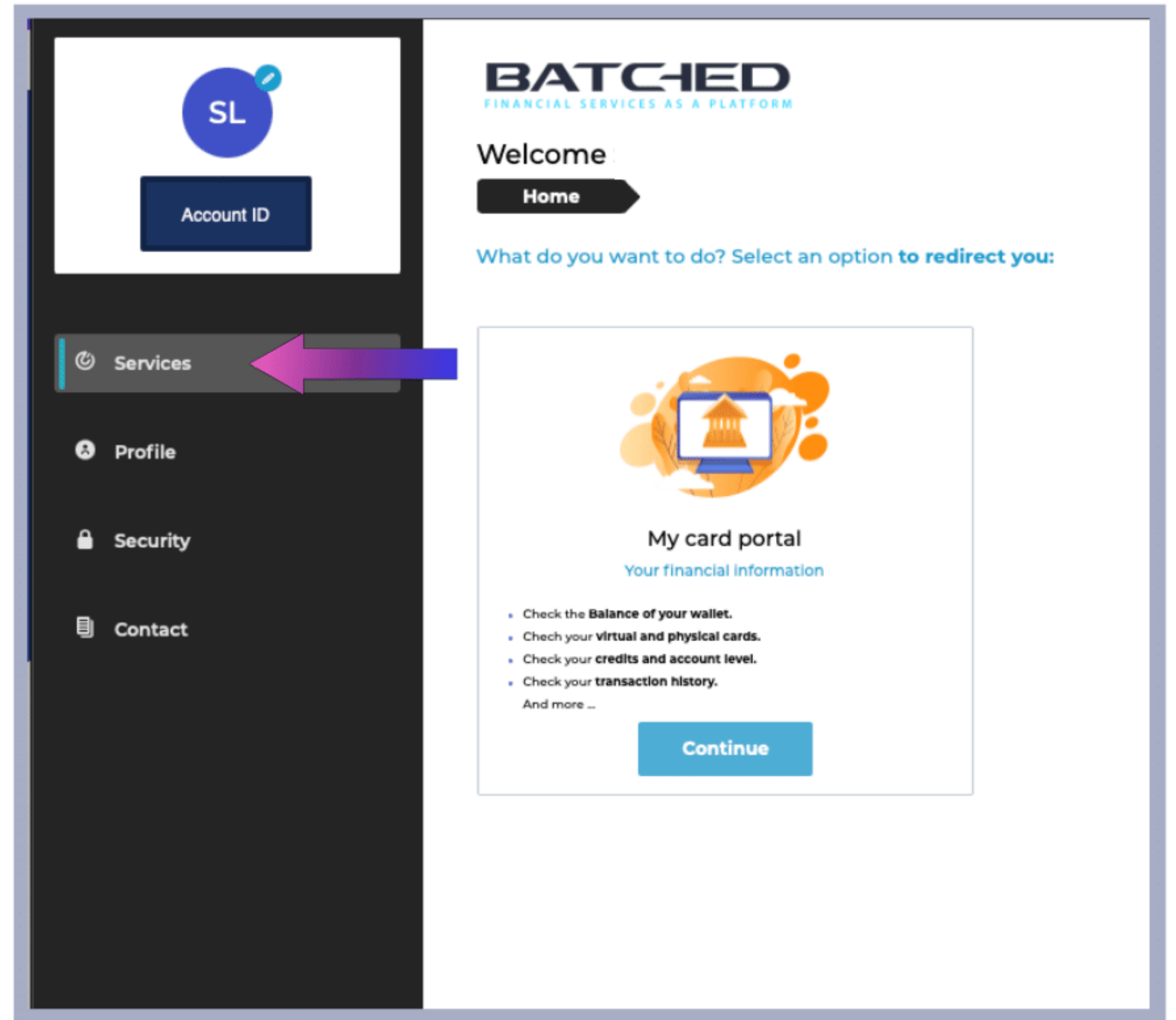
여기서는 임시비밀번호를 다시 사용하십시오.

The screenshot displays the BATCHED mobile application interface. On the left is a dark sidebar menu with options: Home, Cards, Transactions history, Transfer FIAT, Legal information, and Contact. At the bottom of the sidebar is a 'Sign off' button. The main content area shows the user's profile with a circular icon containing 'SE' and an 'Account ID' field. A purple arrow points to this field. Below the profile are several cards: 'My Wallet Balance' showing \$532.00 USD, 'Physical card' showing \$222.78 USD, and a 'Batched website' promotional banner. A transaction history table is visible at the bottom of the main area.

Date	Description	Type	Amount
Jul 30, 2022	Transfer from wallet to card ended 1296	Withdrawal	-\$120.00
Jul 30, 2022	Test 0730	Withdrawal	-\$105.00
Jul 30, 2022	Deposit Direct Payment Ct36556 10020	Deposit	\$350.00
Jul 25, 2022	Deposit Direct Payment Ct36556 10018	Deposit	\$900.00
Jul 25, 2022	Transfer from wallet to card ended 1296	Withdrawal	-\$500.00
Jul 22, 2022	Transfer from wallet to card ended 1296	Withdrawal	-\$15.00
Jul 22, 2022	Transfer from wallet to card ended 1296	Withdrawal	-\$10.00
Jul 15, 2022	Deposit Deposit by Gpoint 10007	Deposit	\$20.00
Jul 15, 2022	Deposit Direct Payment Ct36556 10008	Deposit	\$17.00
Jul 15, 2022	aaa	Withdrawal	-\$1.00
Jul 15, 2022	Test 0715	Withdrawal	-\$20.00
Jul 11, 2022	Virtual Card Purchase	Withdrawal	-\$4.00
Jun 24, 2022	Deposit Direct Payment Ct36556 40005	Deposit	\$10.00
Apr 7, 2022	Deposit Direct Payment Ct36556 40004	Deposit	\$10.00

빨간색 화살표 버튼을 누르시면
개인 정보 확인/수정 기능 화면으로 들어갑니다.

파란색 화살표 버튼을 누르시면
다시 카드 계정 일반 기능으로 돌아옵니다.



지금 사용하시는 여러분은 기존에 제공하신
정보로 KYC절차가 완료된 상태로
아무런 추가작업이 필요없습니다.

추가 정보를 넣으시거나 내용을 수정하시면
관련된 KYC 절차가 다시 시작되어 월렛 사용에
제한이 있을 수 있으니 꼭 필요하신 경우에는
저희 고객 센터
(support@gpointbatchedcard.com)와
먼저 협의해주시기 바랍니다.

The screenshot displays the BATCHED user interface. On the left is a dark sidebar with navigation options: Services, Profile (highlighted), Security, and Contact. The main content area shows the 'Profile information' section with tabs for Home and Profile. A notification bar at the top right indicates 15 notifications. Below the profile information, there are four progress indicators: Personal Information (checked), Contact Information (checked), Documents (not checked), and Profile picture (not checked). The 'Personal Information' section contains a warning that the information will be verified later, followed by input fields for Name(s), Last name, Second last name, SSN/National Id Number, Gender (set to [M] Male), Birthdate, E-mail, and Mobile phone. A 'Go to contact' button is located at the bottom right of the form. A footer note states: 'Please complete all the required fields to complete your KYC.'

빨간색 화살표 표시된 Security 버튼을 누르고
오른쪽 파란색 화살표 표시된 패스워드 변경을
클릭하십시오.

Security 화면에서는 패스워드 변경, PIN 번호
변경을 하실 수 있으며 아울러 Otp 인증설정 선택
을 하실 수 있습니다.

현재 설정을 그대로 사용하시면 이메일을 통한 인
증 기능이 작동합니다.

한국에서 사용하시는 회원 여러분들은
현 상태를 변경하지 마시고
현재 설정되어 있는 대로
이메일 인증 기능을 사용하시기 바랍니다.

BATCHED
FINANCIAL SERVICES AS A PLATFORM

Notifications 15 Eng

Account security

Security

If you think that **access to your account is compromised in any way**, we have several options for you to keep it protected.

Your trust is **the most important thing for us**.

[Change password](#)

[Change confirmation PIN of your application](#)

Two factor authentication

Add security to your account and keep intruders out.

Even if someone gets your password, they will not be able to enter as each login will be authorized with a 6-digit code that you will get when you want to enter.

Third Party Authenticator App Activate By default

Use an Authenticator App as your Two-Factor Authentication (2FA). When you sign in you'll be required to use the security code provided by your Authenticator App.

On Off

SMS AUTHENTICATION

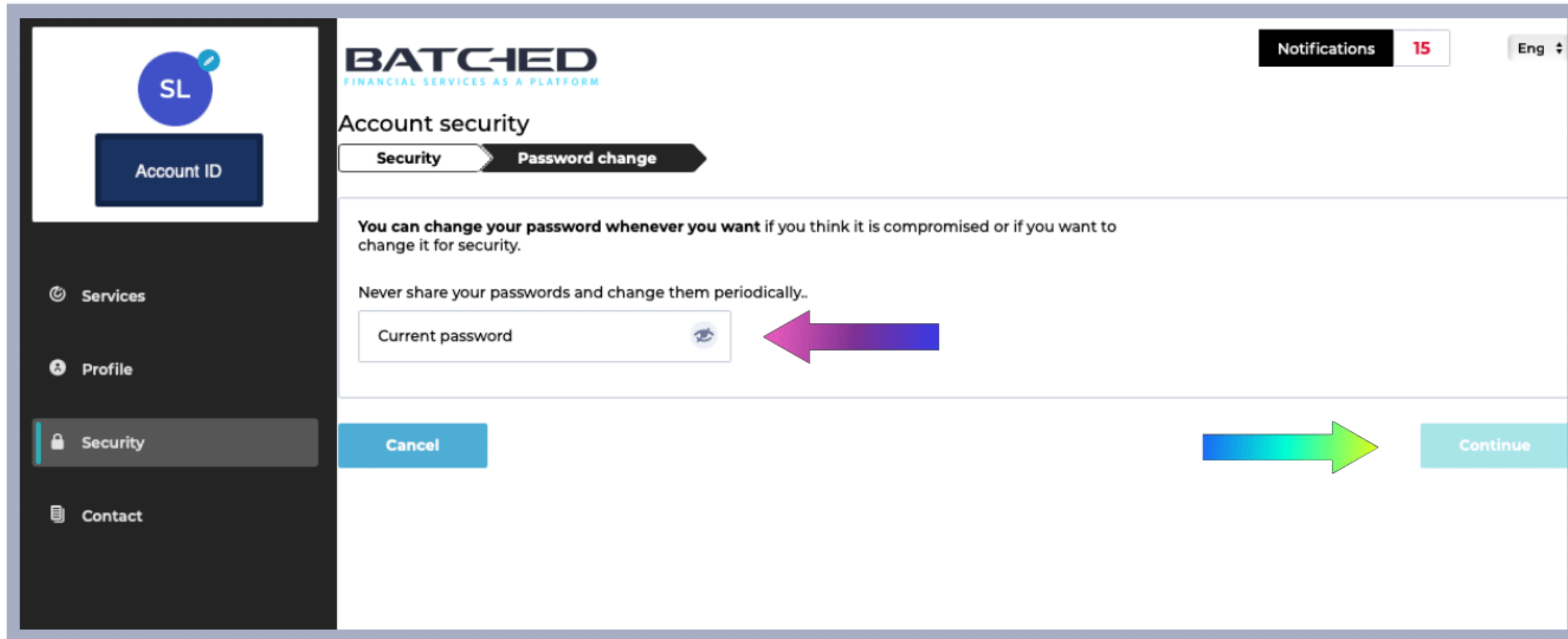
Use your phone as your Two-Factor Authentication (2FA) when you sign in you'll be required to use the security code we send you via SMS message.

On Off

EMAIL AUTHENTICATION

Use a security code sent to your email address as your Two-Factor Authentication (2FA). The security code will be sent to the address associated with your account. You'll need to use it in when you sign in.

On Off



임시 패스워드를 넣고 "Continue"를 누르십시오.

이후 패스워드를 또다시 변경하고자 할 때도 마찬가지입니다.

파란색 화살표 칸에 등록된 이메일로 전송된
인증번호를 입력하고
아래 빨간색 화살표로 지시된 2개의 칸에
새로운 패스워드를 등록하십시오.

새로운 패스워드는 최소 8자리로 최소 대문자 한 개,
소문자 한 개, 숫자 한 개 그리고 제시된 특수문자
한 개 이상이 포함되어야 합니다.
(#(?!@\$%^).&*~+_.)

BATCHED
FINANCIAL SERVICES AS A PLATFORM

Notifications 15 Eng

security.message_1

Security Password change

Account security Password change

Confirmation code (to your mobile and email address)

You will receive the code in less than 5 minutes, if you don't receive it, contact support. The code you receive will be valid for 5 minutes.

Enter the confirmation code you received.

Confirmation code (6 digits)

Your password will be valid for your account and app.

Your password must contain **at least a length of 8 characters, a letter, a number and one of the following special characters: #**

Never share your passwords and change them periodically for greater security

New password Confirm new password

Cancel Continue

pin 번호도 같은 방식으로 수정하시면 됩니다.

이제 파란색 화살표 Sign off를 누르시고
로그아웃하신 후, 새로 정하신 암호를 가지고
다시 입장하여 주십시오.

G Point Batched 카드 월렛 안내를 계속 하겠습니다.

BATCHED
FINANCIAL SERVICES AS A PLATFORM

Eng ▾

Account security

Security

If you think that **access to your account is compromised in any way**, we have several options for you to keep it protected.

Your trust is **the most important thing for us**.

[Change password](#)

[Change confirmation PIN of your application](#)

Two factor authentication

Add security to your account and keep intruders out.

Even if someone gets your password, they will not be able to enter as each login will be authorized with a 6-digit code that you will get when you want to enter.

Third Party Authenticator App Activate By default

Use an Authenticator App as your Two-Factor Authentication (2FA). When you sign in you'll be required to use the security code provided by your Authenticator App.

SMS AUTHENTICATION

Use your phone as your Two-Factor Authentication (2FA) when you sign in you'll be required to use the security code we send you via SMS message.

EMAIL AUTHENTICATION

Use a security code sent to your email address as your Two-Factor Authentication (2FA). The security code will be sent to the address associated with your account. You'll need to use it in when you sign in.

Remember that **Master & S, Inc. staff will NEVER ask you for your password or secret question**. Master & S, Inc. staff will never dial you to ask for information, on passwords, number of cards, etc. they are confidential and you must protect them.

Your personal information is protected by our [Privacy Notice](#)

Master & S, Inc. Copyright © 2022. All rights reserved. Master & S, Inc. Inc. The Master & S, Inc. Visa Prepaid Card is issued by The Evolve Bank, Member FDIC, pursuant to a license from Visa U.S.A. Inc. and can be used everywhere Visa debit cards are accepted around the world. [Privacy Policy](#) | [Cookies](#)

SL
Account ID

Services

Profile

Security

Contact

Sign out

계정 월렛 화면입니다.
계정의 US\$ 잔고 및 입출금 기록들을 확인하실 수 있습니다.

BATCHED
FINANCIAL SERVICES AS A PLATFORM

My portal
Home

Account ID
Profile

Home
Transactions
Wallet
Physical cards
Transfer FIAT
Legal information
Contact
Sign off

My Wallet Balance
\$532.00 USD
USD in Pending Transaction
Use it in your app:
• Services pay.
• purchases in the Store section of your App
• Payments between users.
• Transfers to your bank account, among others.

Physical card
Unlocked
\$222.78 USD
Card number
**** *
DEBIT VISA
View card

Date	Description	Type	Amount
Jul 30, 2022	Transfer from wallet to card ended 1296	Withdrawal	-\$120.00
Jul 30, 2022	Test 0730	Withdrawal	-\$105.00
Jul 30, 2022	Deposit Direct Payment C136556 10020	Deposit	\$350.00
Jul 25, 2022	Deposit Direct Payment C136556 10018	Deposit	\$900.00
Jul 25, 2022	Transfer from wallet to card ended 1296	Withdrawal	-\$500.00
Jul 22, 2022	Transfer from wallet to card ended 1296	Withdrawal	-\$15.00
Jul 22, 2022	Transfer from wallet to card ended 1296	Withdrawal	-\$10.00
Jul 15, 2022	Deposit Deposit by Gpoint 10007	Deposit	\$20.00
Jul 15, 2022	Deposit Direct Payment C136556 10008	Deposit	\$17.00
Jul 15, 2022	aaa	Withdrawal	-\$1.00
Jul 15, 2022	Test 0715	Withdrawal	-\$20.00
Jul 11, 2022	Virtual Card Purchase	Withdrawal	-\$4.00
Jun 24, 2022	Deposit Direct Payment C136556 40005	Deposit	\$10.00
Apr 7, 2022	Deposit Direct Payment C136556 40004	Deposit	\$10.00

Batched website
Visit us on our website to know the benefits that we
Go to the site

카드 관리 화면입니다.

최초 카드를 수령하시면 본 화면에서 해당 카드를 등록하시고 활성화(Activation)하셔야 합니다.

최초 카드는 약 3~4주 후에 한국에서 수령하시게 됩니다.

이후, 카드 분실 및 재발급 신청도 여기서 하시게 됩니다.

G Point Batched 카드는 전세계 모든 VISA 가맹점 및 VISA ATM에서 이용하실 수 있습니다.

The screenshot displays the Batched mobile application interface. At the top left, there is a profile section with a circular icon containing 'SE', an 'Account ID' field, and a 'Profile' button. Below this is a dark navigation menu with options: Home, Cards (selected), Transactions history, Transfer FIAT, Legal information, and Contact. A 'Sign off' button is at the bottom of the menu. The main content area shows the 'Physical card' management screen. It includes the Batched logo, a balance of \$222.78 USD, and a 'Transfer / Recharge' button. A 'Use it anywhere:' section lists: Payments in establishments, Cash withdrawals at ATMs, and Online stores. A visual representation of a 'DEBIT VISA' card is shown. Below this is a transaction history table.

Description	Type	Amount
LA CITY PARKING METER, LOS ANGELES, CAUS-Automobile Parking Lots and Garages	Withdrawal	-\$1.00
VERMONT SOONDAE, LOS ANGELES, CAUS-Eating places and Restaurants	Withdrawal	-\$75.53
Card to Card from Batched-Miscellaneous and Special	Deposit	\$120.00
7ELEVEN-FCT11800 W. OLYMP, CAUS,-Financial Institutions - Manual Cash Disbursements	Withdrawal	-\$203.00
ATM Withdrawal Fee (Domestic)-Miscellaneous and Special	Withdrawal	-\$2.50
SEOUL GARDEN RESTAURAN, LOS ANGELES, CAUS-Eating places and Restaurants	Withdrawal	-\$20.52
NO 1 CHUEOTANG, LOS ANGELES, CAUS-Eating places and Restaurants	Withdrawal	-\$47.59
7-ELEVEN 21030, LOS ANGELES, CAUS-Service Stations (with or without ancillary services)	Withdrawal	-\$11.88
AMAZON.COM*029Y11N3AMAZO, LE WAUS,-Computer Network Services	Withdrawal	-\$60.20
Card to Card from Batched-Miscellaneous and Special	Deposit	\$500.00

같은 카드 관리 화면입니다.

지금은 이 화면이 보이지 않습니다.

최초 카드를 수령하시고 등록을 마치신 후,
다시 본 섹션에 들어오시면 이렇게 보여집니다.

여기서 월렛에 있는 US\$ 현금을 카드에 옮겨 담으실 수 있습니다.

BATCHED
FINANCIAL SERVICES AS A PLATFORM

Physical card

Home Physical card

SE
Account ID
Profile

Home

Cards 1
Physical cards
Virtual cards

Transactions history

Transfer FIAT

Legal information

Contact

Sign off

My physical card

Balance
\$222.78 USD
Hide balance

Transfer / Recharge 2

Use it anywhere:

- Payments in establishments.
- Cash withdrawals at ATMs
- Online stores

BATCHED DEBIT VISA

Card number Expiration

Description	Type	Amount
LA CITY PARKING METER, LOS ANGELES, CAUS-Automobile Parking Lots and Garages	Withdrawal	-\$1.00
VERMONT SOONDAE, LOS ANGELES, CAUS-Eating places and Restaurants	Withdrawal	-\$75.53
Card to Card from Batched-Miscellaneous and Special	Deposit	\$120.00
7ELEVEN-FCT11800 W. OLYMP, CAUS,-Financial Institutions – Manual Cash Disbursements	Withdrawal	-\$203.00
ATM Withdrawal Fee (Domestic)-Miscellaneous and Special	Withdrawal	-\$2.50
SEOUL GARDEN RESTAURAN, LOS ANGELES, CAUS-Eating places and Restaurants	Withdrawal	-\$20.52
NO 1 CHUEOTANG, LOS ANGELES, CAUS-Eating places and Restaurants	Withdrawal	-\$47.59
7-ELEVEN 21030, LOS ANGELES, CAUS-Service Stations (with or without ancillary services)	Withdrawal	-\$11.88
AMAZON.COM*029Y1N1J3AMAZO, LE WAUS,-Computer Network Services	Withdrawal	-\$60.20
Card to Card from Batched-Miscellaneous and Special	Deposit	\$500.00

카드 사용을 위한 PIN 번호를 생성하는 기능입니다.

BATCHED
FINANCIAL SERVICES AS A PLATFORM

Eng ▾

Physical card

Home Physical card

My physical card

Balance
\$179.31 USD
[Hide balance](#)

Transfer / Recharge

Use it anywhere:

- Payments in establishments.
- Cash withdrawals at ATMs
- Online stores

Unlocked

BATCHED
FINANCIAL SERVICES AS A PLATFORM

DEBIT
VISA

Card number Expiration CVV

Card Options


“Change PIN” 버튼을 누르십시오.

BATCHED
FINANCIAL SERVICES AS A PLATFORM

Associate card to account

Home Physical card Options card

Options card

 Card number
**** * * * *

Change card PIN

The pin is needed to **withdraw cash from ATMs** and in some establishments to approve payments. It consists of **4 numbers**, it is important that you memorize them

Change PIN ←

Back to cards

“Update” 버튼을 누르십시오.

BATCHED
FINANCIAL SERVICES AS A PLATFORM

Associate card to account

Home Physical card Options card

Card PIN change

Please use the form below to set your PIN

Please enter your PIN

Please re-enter your PIN

Submit

A new tab will open for you to **enter your card PIN**, once finished you can close the tab and return to the card portal.

Update



4자리 숫자로 PIN을 만드십시오.

아래칸에 한번 더 같은 숫자 4자리를 넣고
“Submit” 버튼을 누르십시오.

PIN은 ATM을 비롯해서 PIN 번호를 요구하는
장소에서 사용하시면 됩니다.

Please use the form below to set your PIN

Please enter your PIN

 ←

Please re-enter your PIN

 ←

←



카드 충전 화면입니다.

계정에 가지고 계시는 US\$ 현금을 카드로 옮겨 충전하실 수 있습니다.

충전 즉시 이용하실 수 있습니다.

* 지금 보시고 계신 화면은 카드를 받고 등록을 하신 후에 이용하실 수 있습니다.

The screenshot shows the BATCHED mobile app interface for transferring wallet balance to a physical debit card. The app's logo and tagline "FINANCIAL SERVICES AS A PLATFORM" are at the top. Below the logo, the text "Exchange Balances" is displayed, with "Home" and "Transfers" navigation options. The main content area is titled "Transfer wallet balance -Physical debit card" and is divided into three steps:

- 1. Select the card**: A card selection box shows a "Card" with a balance of "\$222.78 USD".
- 2. Define origin and destination**: A flow diagram shows the transfer from "Wallet GPoint Batched Card" (with a balance of "\$532.00 USD") to a "Physical card" (with a balance of "\$222.78 USD").
- 3. Define the Amount to transfer**: A text input field labeled "Amount to transfer" is provided.

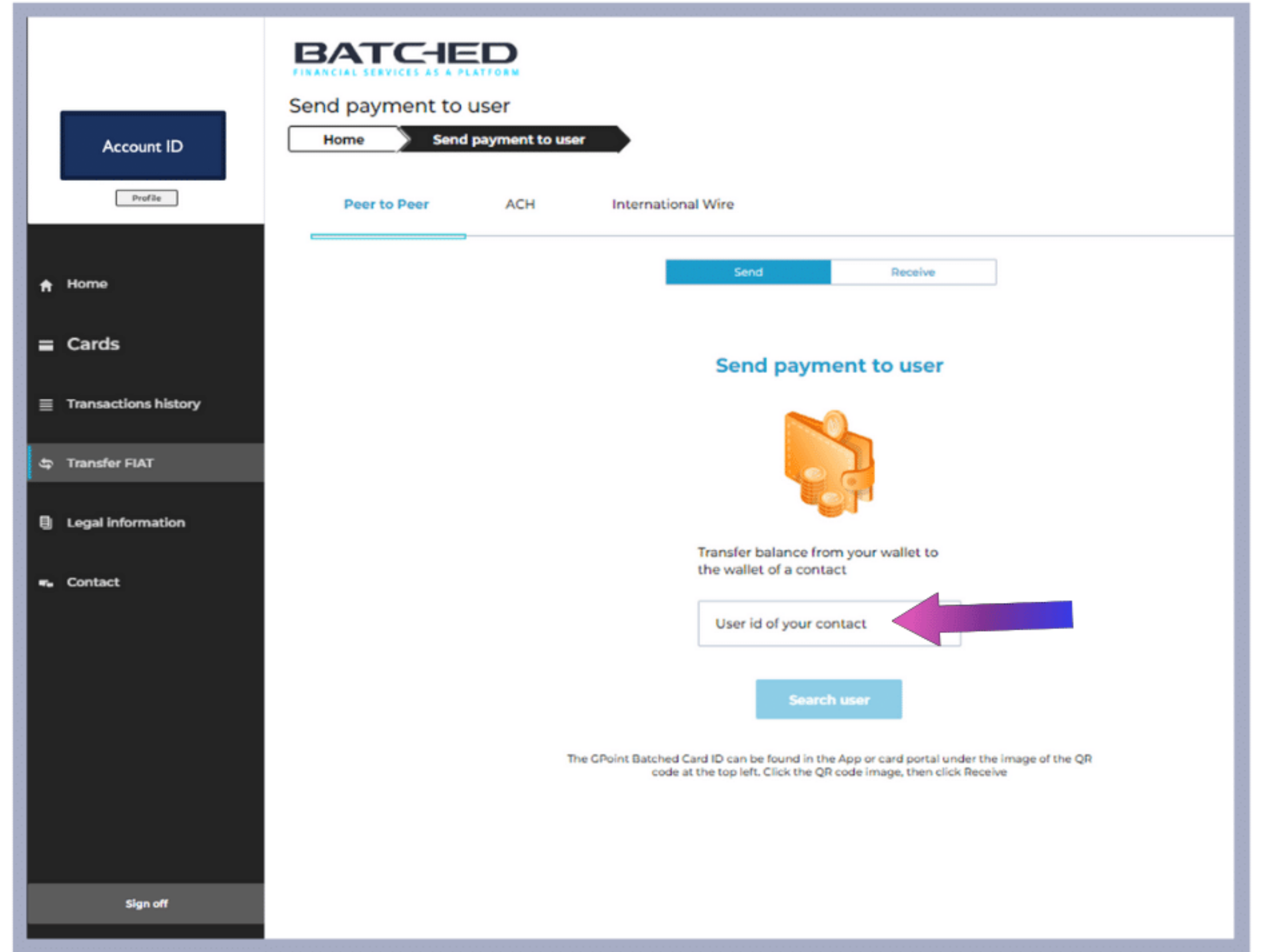
At the bottom, there are two buttons: "Previous" and "To transfer". Below the input field, there are three lines of small text: "Card load transaction charges a fee of \$0.00, you will receive \$0.00 USD in your physical card.", "*The debit card must be unlocked to be able to make transfers.", and "**This transfer is reflected between 5 to 10 minutes."

회원간의 송금 화면입니다.

저희 카드를 사용하시는 사용자들 사이에서는
수수료없이 서로 US\$를 주고 받으실 수 있습니다.

화면 좌측 상단에 나오는 Account ID를 사용하시면 됩니다.

본 화면에서는 받으실 분의 ID로 US\$를 보내실 수 있습니다.



회원간의 송금 화면입니다.

본 화면의 QR코드 또는 account ID를 보내실 분에게 알려주시면 US\$를 받으실 수 있습니다.

The screenshot shows the BATCHED mobile application interface. On the left is a dark sidebar menu with options: Home, Transactions, Transfer FIAT (with sub-options: Send, Receive, Send to bank account, Recieve from bank account), Legal information, and Contact. At the bottom of the sidebar is a 'Sign off' button. The main content area is titled 'BATCHED FINANCIAL SERVICES AS A PLATFORM' and 'Receive payment to user'. Below the title are navigation tabs: Home, Receive payment to user, Peer to Peer, ACH, and International Wire. The 'Peer to Peer' tab is selected. At the top right of the main area are 'Send' and 'Receive' buttons. The 'Receive' button is highlighted. Below this, the text reads 'Receive payment to user' and 'If your contact will send the transfer from their application'. A large QR code is displayed. Below the QR code, it says 'Or share your ID Number:' followed by the ID number '61c26...624'. A 'Copy ID' button is located below the ID number. A purple arrow points from the QR code area towards the ID number.

미국 소재 외부 은행과의 ACH 입출 거래 화면입니다.

미국 이외의 국가와는 이용할 수 없습니다.

The screenshot displays the BATCHED mobile application interface. On the left is a dark sidebar menu with options: Home, Transactions, Transfer FIAT (with sub-options: Send, Receive, Send to bank account, Recieve from bank account), Legal Information, and Contact. At the bottom of the sidebar is a 'Sign off' button. The main content area features the BATCHED logo and the title 'Transfers to bank accounts'. Below the title is a breadcrumb trail with 'Home' and 'Transfers to bank accounts'. A blue header banner contains the title and a sub-header 'Fill in the fields with the legal information of the account.' To the right of the banner is an illustration of colorful coins and arrows. The main form area is titled 'Fill in the information for the transfer' and contains several input fields: 'Account type' (a dropdown menu set to 'Checking'), 'Routing Number', 'Account Number', 'Customer Name', 'Address', 'City', 'State', 'Zip code', 'Phone', and 'Email'. Each field has a red error icon to its right. At the bottom of the form are 'Cancel' and 'Validate' buttons. A small footer at the bottom of the screen contains legal disclaimers.

BATCHED
FINANCIAL SERVICES AS A PLATFORM

Transfers to bank accounts

Home Transfers to bank accounts

Transfers to bank accounts
Fill in the fields with the legal information of the account.

Fill in the information for the transfer

Account type
Checking

Routing Number

Account Number

Customer Name

Address

City

State

Zip code

Phone

Email

Cancel Validate

Master & S, Inc. Copyright © 2022. All rights reserved. Master & S, Inc. The Master & S, Inc. Visa Prepaid Card is issued by Evolve Bank, Member FDIC, pursuant to a license from Visa U.S.A. Inc. and can be used accepted around the world. [Privacy Policy](#) | [Cookies](#)

전세계 어느곳에 있는 본인 은행 계좌로부터
G Point Batched 카드 계정으로
입금할 수 있는 기능입니다.

BATCHED
FINANCIAL SERVICES AS A PLATFORM

En ▾

Transfers to bank accounts

Home Transfers to bank accounts

Peer to Peer ACH International Wire

WIRING INSTRUCTIONS

1. Send the **international transfer** to the following account:

- Correspondent Bank SWIFT: **FW084106768**
- Beneficiary Name: **Evolve Bank & Trust**
- Beneficiary Address: **Memphis, TN**
- Beneficiary Bank Country: **United States of America**
- Special Instructions: **Account 9900009730 for Batched LLC**

2. **PLEASE INCLUDE YOUR FIRST AND LAST NAME AND EMAIL ADDRESS ASSOCIATED WITH YOUR ACCOUNT ON THE WIRE DESCRIPTION.**

if name and/or email are incorrect this will delay the funds being deposited to your account.

Wires received on or before 1:00pm Pacific time will normally be credited within 24 hours. Wires received after 1:00pm Pacific time will be credited within 48 hours, as long as it does not fall on a weekend or a banking holiday. Wires will not be credited on weekends or holidays.

Register deposit

Sign off

저희 Privacy Policy입니다.
참고로 하십시오.

The screenshot displays the BATCHED mobile application interface. At the top left, there is a user profile section with a circular icon containing 'SE', a dark blue box labeled 'Account ID', and a 'Profile' button below it. A dark sidebar on the left contains navigation options: Home, Cards, Transactions history, Transfer FIAT, Legal information (highlighted with a red bar), and Contact. At the bottom of the sidebar is a 'Sign off' button. The main content area features the BATCHED logo and tagline 'FINANCIAL SERVICES AS A PLATFORM' at the top. Below the logo is a 'Legal information' header with two tabs: 'Home' and 'Legal information'. Two cards are displayed: 'Privacy notice' with a 'View PDF' button, and 'Operations Manual' with a 'View PDF' button. In the top right corner, there is a language selector 'Eng' with a dropdown arrow. At the bottom of the page, a small copyright notice reads: 'GPoint Batched Card Copyright © 2022. All rights reserved. GPoint Batched Card Inc. The GPoint Batched Card Visa Prepaid Card is issued by Evolve Bank, Member FDIC, pursuant to a license from Visa U.S.A. Inc. and can be used everywhere Visa debit cards are accepted around the world. [Privacy Policy](#) | Cookies'.

저희 고객센터와 소통하시는 기능입니다.

메시지를 남겨주시면 고객센터 담당자가 회신합니다.

영문으로 주셔야 저희 고객센터 직원이
바로 대응할 수 있습니다.

The screenshot displays the BATCHED mobile application interface. At the top left, there is a user profile section with a circular icon containing 'SE' and a dark blue box labeled 'Account ID' with a 'Profile' button below it. A dark navigation bar on the left contains icons and labels for 'Home', 'Cards', 'Transactions history', 'Transfer FIAT', 'Legal information', and 'Contact' (which is highlighted). At the bottom of this bar is a 'Sign off' button. The main content area is titled 'Contact' and features a 'Home' and 'Contact' breadcrumb. Below this is a contact form with a header image of a hand holding a smartphone. The form includes an email address 'support@gpointbatchedcard.com', a 'Subject' input field, a 'Message' input field, and a 'Send Message' button. The footer contains the text: 'GPoint Batched Card Copyright © 2022. All rights reserved. GPoint Batched Card Inc. The GPoint Batched Card Visa Prepaid Card is issued by Evolve Bank, Member FDIC, pursuant to a license from Visa U.S.A. Inc. and can be used everywhere Visa debit cards are accepted around the world. Privacy Policy | Cookies v236.0.0.21'.

감사합니다!

말씀 드린대로 약 3~4주 정도 후에
G Point Batched Card가 배송될 예정입니다.

혹시 문의하실 사항이 있으시면 언제든지 연락주시기 바랍니다.

사업 번창하시기를 기원합니다.

