



Dustin Noel
405-708-9464
yfd5036@gmail.com

License #1709
f @timberandstoneHI

HOME INSPECTIONS

Inspection Report

Mr. Joe Smith

Property Address:
123 Main St.
Edmond Oklahoma 73012



Timber and Stone Home Inspection

Dustin Noel Lic. #1709 70001709
18856 Pagoda Ct.
Edmond, OK. 73012
(405) 708-9464

Table of Contents

Cover Page..... 1
Table of Contents 2
Intro Page 3
Summary 4
1 Roofing 9
2 Exterior 10
3 Garage 13
4 Interiors 14
5 Structural Components 16
6 Plumbing System 17
7 Electrical System 19
8 Heating / Central Air Conditioning 22
9 Insulation and Ventilation 25
10 Built-In Kitchen Appliances 26
Invoice..... 27

Date: 8/1/2017	Time: 0800	Report ID: 8-1-2017-1
Property: 123 Main St. Edmond Oklahoma 73012	Customer: Mr. Joe Smith	Real Estate Professional: John Doe

Comment Key or Definitions

The following definitions of comment descriptions represent this inspection report. All comments by the inspector should be considered before purchasing this home. Any recommendations by the inspector to repair or replace suggests a second opinion or further inspection by a qualified contractor. All costs associated with further inspection fees and repair or replacement of item, component or unit should be considered before you purchase the property.

Inspected (IN) = I visually observed the item, component or unit and if no other comments were made then it appeared to be functioning as intended allowing for normal wear and tear.

Not Inspected (NI)= I did not inspect this item, component or unit and made no representations of whether or not it was functioning as intended and will state a reason for not inspecting.

Not Present (NP) = This item, component or unit is not in this home or building.

Repair or Replace (RR) = The item, component or unit is not functioning as intended, or needs further inspection by a qualified contractor. Items, components or units that can be repaired to satisfactory condition may not need replacement.

In Attendance:

Customer, Customer and their agent

Type of building:

Single Family (1 story)

Approximate age of building:

Under 10 Years

Temperature:

Over 65 (F) = 18 (C)

Weather:

Clear

Ground/Soil surface condition:

Dry

Rain in last 3 days:

No

Summary



Timber and Stone Home Inspection

**18856 Pagoda Ct.
Edmond, OK. 73012
(405) 708-9464**

Customer

Mr. Joe Smith

Address

123 Main St.
Edmond Oklahoma 73012

The following items or discoveries indicate that these systems or components **do not function as intended** or **adversely affects the habitability of the dwelling**; or **warrants further investigation by a specialist**, or **requires subsequent observation**. This summary shall not contain recommendations for routine upkeep of a system or component to keep it in proper functioning condition or recommendations to upgrade or enhance the function or efficiency of the home. This Summary is not the entire report. The complete report may include additional information of concern to the customer. It is recommended that the customer read the complete report.

2. Exterior

2.2 Windows

Inspected

The wood trim weathered at most windows. This is a maintenance issue and is for your information. I recommend repair as desired.



2.2 Item 1(Picture)

2.4 Vegetation, Grading, Drainage, Driveways, Patio Floor, Walkways and Retaining Walls (With respect to their effect on the condition of the building)

Inspected, Repair or Replace

Recommend trimming all vegetation that is touching the house.

Recommend removing the vegetation growing adjacent to the AC unit.




2.4 Item 1(Picture)

4. Interiors

4.1 Walls

Inspected

The sheetrock on the wall has several hairline cracks at the Bedroom. This damage is considered cosmetic. I recommend prep prime and paint as needed.



4.1 Item 1(Picture)

4.5 Doors (representative number)

Inspected

The Entry door reveals daylight when latched at areas missing weather-stripping at the Living Room. This is a maintenance issue and is for your information. I recommend repair as desired.




4.5 Item 1(Picture)

7. Electrical System

7.4 Polarity and Grounding of Receptacles within 6 feet of interior plumbing fixtures, all receptacles in garage, carport and exterior walls of inspected structure

Inspected, Repair or Replace

There is an object lodged in this electrical receptacle. Recommend replacing receptacle.



7.4 Item 1(Picture)

8. Heating / Central Air Conditioning

8.8 Cooling and Air Handler Equipment

Inspected, Repair or Replace

Condensing unit on the N. side of the house. Recommend re-insulating the suction line. There is a gate that is occluding access to unit. Recommend removing gate. Recommend removing the tree on the right side of this picture.



8.8 Item 1(Picture)

Home inspectors are not required to report on the following: Life expectancy of any component or system; The causes of the need for a repair; The methods, materials, and costs of corrections; The suitability of the property for any specialized use; Compliance or non-compliance with codes, ordinances, statutes, regulatory requirements or restrictions; The market value of the property or its marketability; The advisability or inadvisability of purchase of the property; Any component or system that was not observed; The presence or absence of pests such as wood damaging organisms, rodents, or insects; or Cosmetic items, underground items, or items not permanently installed. Home inspectors are not required to: Offer warranties or guarantees of any kind; Calculate the strength, adequacy, or efficiency of any system or component; Enter any area or perform any procedure that may damage the property or its components or be dangerous to the home inspector or other persons; Operate any system or component that is shut down or otherwise inoperable; Operate any system or component that does not respond to normal operating controls; Disturb insulation, move personal items, panels, furniture, equipment, plant life, soil, snow, ice, or debris that obstructs access or visibility; Determine the presence or absence of any suspected adverse environmental condition or hazardous substance, including but not limited to mold, toxins, carcinogens, noise, contaminants in the building or in soil, water, and air; Determine the effectiveness of any system installed to control or remove suspected hazardous substances; Predict future condition, including but not limited to failure of components; Since this report is provided for the specific benefit of the customer(s), secondary readers of this information should hire a licensed inspector to perform an inspection to meet their specific needs and to obtain current information concerning this property.

Prepared Using HomeGauge <http://www.HomeGauge.com> : Licensed To Dustin Noel Lic. #1709

1. Roofing

The home inspector shall observe: Roof covering; Roof drainage systems; Flashings; Skylights, chimneys, and roof penetrations; and Signs of leaks or abnormal condensation on building components. The home inspector shall: Describe the type of roof covering materials; and Report the methods used to observe the roofing. The home inspector is not required to: Walk on the roofing; or Observe attached accessories including but not limited to solar systems, antennae, and lightning arrestors.

Styles & Materials

Roof Covering:
Architectural

Viewed roof covering from:
Ground

Sky Light(s):
None

		IN	NI	NP	RR
1.0	Roof Coverings	●			
1.1	Flashings	●			
1.2	Skylights, Chimneys and Roof Penetrations	●			
1.3	Roof Drainage Systems			●	

IN= Inspected, NI= Not Inspected, NP= Not Present, RR= Repair or Replace

IN NI NP RR

1.3 Recommend full wrap guttering. Guttering will aid in keeping water away from structure's foundation.



1.3 Item 1(Picture)

The roof of the home was inspected and reported on with the above information. While the inspector makes every effort to find all areas of concern, some areas can go unnoticed. Roof coverings and skylights can appear to be leak proof during inspection and weather conditions. Our inspection makes an attempt to find a leak but sometimes cannot. Please be aware that the inspector has your best interest in mind. Any repair items mentioned in this report should be considered before purchase. It is recommended that qualified contractors be used in your further inspection or repair issues as it relates to the comments in this inspection report.

2. Exterior

The home inspector shall observe: Wall cladding, flashings, and trim; Entryway doors and a representative number of windows; Garage door operators; Decks, balconies, stoops, steps, areaways, porches and applicable railings; Eaves, soffits, and fascias; and Vegetation, grading, drainage, driveways, patios, walkways, and retaining walls with respect to their effect on the condition of the building. The home inspector shall: Describe wall cladding materials; Operate all entryway doors and a representative number of windows; Operate garage doors manually or by using permanently installed controls for any garage door operator; Report whether or not any garage door operator will automatically reverse or stop when meeting reasonable resistance during closing; and Probe exterior wood components where deterioration is suspected. The home inspector is not required to observe: Storm windows, storm doors, screening, shutters, awnings, and similar seasonal accessories; Fences; Presence of safety glazing in doors and windows; Garage door operator remote control transmitters; Geological conditions; Soil conditions; Recreational facilities (including spas, saunas, steam baths, swimming pools, tennis courts, playground equipment, and other exercise, entertainment, or athletic facilities); Detached buildings or structures; or Presence or condition of buried fuel storage tanks. The home inspector is not required to: Move personal items, panels, furniture, equipment, plant life, soil, snow, ice or debris that obstructs access or visibility.

Styles & Materials

Siding Style:

Brick

Siding Material:

Brick veneer

Exterior Entry Doors:

Steel

Appurtenance:

Covered porch
Sidewalk
Patio

Driveway:

Concrete

		IN	NI	NP	RR
2.0	Wall Cladding Flashing and Trim	•			
2.1	Doors (Exterior)	•			
2.2	Windows	•			
2.3	Decks, Balconies, Stoops, Steps, Areaways, Porches, Patio/Cover and Applicable Railings	•			
2.4	Vegetation, Grading, Drainage, Driveways, Patio Floor, Walkways and Retaining Walls (With respect to their effect on the condition of the building)	•			•
2.5	Eaves, Soffits and Fascias	•			

IN= Inspected, NI= Not Inspected, NP= Not Present, RR= Repair or Replace

IN NI NP RR

2.0 Recommend expansion joints be caulked. Possible water penetration area.




2.0 Item 1(Picture)

2.2 The wood trim weathered at most windows. This is a maintenance issue and is for your information. I recommend repair as desired.



2.2 Item 1(Picture)

2.3 Recommend caulking cracks in back patio. This will help prevent further cracking and deterioration of the patio surface.



2.3 Item 1(Picture)

2.4 Recommend trimming all vegetation that is touching the house.

Recommend removing the vegetation growing adjacent to the AC unit.



2.4 Item 1(Picture)

The exterior of the home was inspected and reported on with the above information. While the inspector makes every effort to find all areas of concern, some areas can go unnoticed. Please be aware that the inspector has your best interest in mind. Any repair items mentioned in this report should be considered before purchase. It is recommended that qualified contractors be used in your further inspection or repair issues as it relates to the comments in this inspection report.

3. Garage

Styles & Materials

Garage Door Type:
One automatic

Garage Door Material:
Metal

Auto-opener Manufacturer:
GENIE

		IN	NI	NP	RR
3.0	Garage Ceilings	•			
3.1	Garage Walls (including Firewall Separation)	•			
3.2	Garage Floor	•			
3.3	Garage Door (s)	•			
3.4	Occupant Door (from garage to inside of home)	•			
3.5	Garage Door Operators (Report whether or not doors will reverse when met with resistance)	•			

IN= Inspected, NI= Not Inspected, NP= Not Present, RR= Repair or Replace

IN NI NP RR

4. Interiors

The home inspector shall observe: Walls, ceiling, and floors; Steps, stairways, balconies, and railings; Counters and a representative number of installed cabinets; and A representative number of doors and windows. The home inspector shall: Operate a representative number of windows and interior doors; and Report signs of abnormal or harmful water penetration into the building or signs of abnormal or harmful condensation on building components. The home inspector is not required to observe: Paint, wallpaper, and other finish treatments on the interior walls, ceilings, and floors; Carpeting; or Draperies, blinds, or other window treatments.

Styles & Materials

Ceiling Materials:

Gypsum Board

Wall Material:

Gypsum Board

Floor Covering(s):

Carpet
Tile

Interior Doors:

Hollow core
Wood

Window Types:

Thermal/Insulated
Single-hung
Tilt feature

Window Manufacturer:

UNKNOWN

Cabinetry:

Wood


Countertop:

Granite

		IN	NI	NP	RR
4.0	Ceilings	•			
4.1	Walls	•			
4.2	Floors	•			
4.3	Steps, Stairways, Balconies and Railings	•			
4.4	Counters and Cabinets (representative number)	•			
4.5	Doors (representative number)	•			
4.6	Windows (representative number)	•			

IN= Inspected, NI= Not Inspected, NP= Not Present, RR= Repair or Replace

4.1 The sheetrock on the wall has several hairline cracks at the Bedroom. This damage is considered cosmetic. I recommend prep prime and paint as needed.



4.1 Item 1(Picture)

4.5 The Entry door reveals daylight when latched at areas missing weather-stripping at the Living Room. This is a maintenance issue and is for your information. I recommend repair as desired.



4.5 Item 1(Picture)

The interior of the home was inspected and reported on with the above information. While the inspector makes every effort to find all areas of concern, some areas can go unnoticed. The inspection did not involve moving furniture and inspecting behind furniture, area rugs or areas obstructed from view. Please be aware that the inspector has your best interest in mind. Any repair items mentioned in this report should be considered before purchase. It is recommended that qualified contractors be used in your further inspection or repair issues as it relates to the comments in this inspection report.

5. Structural Components

The Home Inspector shall observe structural components including foundations, floors, walls, columns or piers, ceilings and roof. The home inspector shall describe the type of Foundation, floor structure, wall structure, columns or piers, ceiling structure, roof structure. The home inspector shall: Probe structural components where deterioration is suspected; Enter under floor crawl spaces, basements, and attic spaces except when access is obstructed, when entry could damage the property, or when dangerous or adverse situations are suspected; Report the methods used to observe under floor crawl spaces and attics; and Report signs of abnormal or harmful water penetration into the building or signs of abnormal or harmful condensation on building components. The home inspector is not required to: Enter any area or perform any procedure that may damage the property or its components or be dangerous to or adversely effect the health of the home inspector or other persons.

Styles & Materials

Foundation:

Poured concrete

Ceiling Structure:

6" or better

Method used to observe attic:

Walked

Floor Structure:

Slab

Roof Structure:

Stick-built
2 X 6 Rafters
2 X 8 Rafters
2 X 10 Rafters
Sheathing

Attic info:

Attic access
Pull Down stairs
Storage
Light in attic

Wall Structure:

2 X 4 Wood

Roof-Type:

Gable

		IN	NI	NP	RR
5.0	Foundations, Basement and Crawlspace (Report signs of abnormal or harmful water penetration into the building or signs of abnormal or harmful condensation on building components.)	●			
5.1	Walls (Structural)	●			
5.2	Columns or Piers			●	
5.3	Floors (Structural)	●			
5.4	Ceilings (Structural)	●			
5.5	Roof Structure and Attic	●			

IN= Inspected, NI= Not Inspected, NP= Not Present, RR= Repair or Replace

The structure of the home was inspected and reported on with the above information. While the inspector makes every effort to find all areas of concern, some areas can go unnoticed. Please be aware that the inspector has your best interest in mind. Any repair items mentioned in this report should be considered before purchase. It is recommended that qualified contractors be used in your further inspection or repair issues as it relates to the comments in this inspection report.

6. Plumbing System

The home inspector shall observe: Interior water supply and distribution system, including: piping materials, supports, and insulation; fixtures and faucets; functional flow; leaks; and cross connections; Interior drain, waste, and vent system, including: traps; drain, waste, and vent piping; piping supports and pipe insulation; leaks; and functional drainage; Hot water systems including: water heating equipment; normal operating controls; automatic safety controls; and chimneys, flues, and vents; Fuel storage and distribution systems including: interior fuel storage equipment, supply piping, venting, and supports; leaks; and Sump pumps. The home inspector shall describe: Water supply and distribution piping materials; Drain, waste, and vent piping materials; Water heating equipment; and Location of main water supply shutoff device. The home inspector shall operate all plumbing fixtures, including their faucets and all exterior faucets attached to the house, except where the flow end of the faucet is connected to an appliance. The home inspector is not required to: State the effectiveness of anti-siphon devices; Determine whether water supply and waste disposal systems are public or private; Operate automatic safety controls; Operate any valve except water closet flush valves, fixture faucets, and hose faucets; Observe: Water conditioning systems; Fire and lawn sprinkler systems; On-site water supply quantity and quality; On-site waste disposal systems; Foundation irrigation systems; Spas, except as to functional flow and functional drainage; Swimming pools; Solar water heating equipment; or Observe the system for proper sizing, design, or use of proper materials.

Styles & Materials

Water Source:

Public

Water Filters:

Whole house conditioner

Plumbing Water Supply (into home):

PVC

Plumbing Water Distribution (inside home):

PEX

Washer Drain Size:

2" Diameter

Plumbing Waste:

PVC

Water Heater Power Source:

Gas (quick recovery)

Water Heater Capacity:

40 Gallon (1-2 people)

Water Heater Location:

Garage

WH Manufacturer:

A.O. SMITH

		IN	NI	NP	RR
6.0	Plumbing Drain, Waste and Vent Systems	•			
6.1	Plumbing Water Supply, Distribution System and Fixtures	•			
6.2	Hot Water Systems, Controls, Chimneys, Flues and Vents	•			
6.3	Main Water Shut-off Device (Describe location)	•			
6.4	Fuel Storage and Distribution Systems (Interior fuel storage, piping, venting, supports, leaks)	•			
6.5	Main Fuel Shut-off (Describe Location)	•			

IN= Inspected, NI= Not Inspected, NP= Not Present, RR= Repair or Replace

IN NI NP RR

6.3 Front yard by mailbox

6.4 CSST (corrugated stainless steel tubing) is used in the house. There is a junction box cover in the garage that shows this system is grounded and bonded. It is always a good idea to have it checked by a licensed electrician.



6.4 Item 1(Picture)

6.5 Natural gas distribution source. Main shut off to house on the backside.



6.5 Item 1(Picture)

The plumbing in the home was inspected and reported on with the above information. While the inspector makes every effort to find all areas of concern, some areas can go unnoticed. Washing machine drain line for example cannot be checked for leaks or the ability to handle the volume during drain cycle. Older homes with galvanized supply lines or cast iron drain lines can be obstructed and barely working during an inspection but then fails under heavy use. If the water is turned off or not used for periods of time (like a vacant home waiting for closing) rust or deposits within the pipes can further clog the piping system. Please be aware that the inspector has your best interest in mind. Any repair items mentioned in this report should be considered before purchase. It is recommended that qualified contractors be used in your further inspection or repair issues as it relates to the comments in this inspection report.

7. Electrical System

The home inspector shall observe: Service entrance conductors; Service equipment, grounding equipment, main over current device, and main and distribution panels; Amperage and voltage ratings of the service; Branch circuit conductors, their over current devices, and the compatibility of their ampacities and voltages; The operation of a representative number of installed ceiling fans, lighting fixtures, switches and receptacles located inside the house, garage, and on the dwelling's exterior walls; The polarity and grounding of all receptacles within six feet of interior plumbing fixtures, and all receptacles in the garage or carport, and on the exterior of inspected structures; The operation of ground fault circuit interrupters; and Smoke detectors. The home inspector shall describe: Service amperage and voltage; Service entry conductor materials; Service type as being overhead or underground; and Location of main and distribution panels. The home inspector shall report any observed aluminum branch circuit wiring. The home inspector shall report on presence or absence of smoke detectors, and operate their test function, if accessible, except when detectors are part of a central system. The home inspector is not required to: Insert any tool, probe, or testing device inside the panels; Test or operate any over current device except ground fault circuit interrupters; Dismantle any electrical device or control other than to remove the covers of the main and auxiliary distribution panels; or Observe: Low voltage systems; Security system devices, heat detectors, or carbon monoxide detectors; Telephone, security, cable TV, intercoms, or other ancillary wiring that is not a part of the primary electrical distribution system; or Built-in vacuum equipment.

Styles & Materials

Electrical Service Conductors:

Below ground
Copper
220 volts

Panel Capacity:

200 AMP

Panel Type:

Circuit breakers
GFCI Breakers
AFCI Breakers

Electric Panel Manufacturer:

GENERAL ELECTRIC

Branch wire 15 and 20 AMP:

Copper

Wiring Methods:

Romex

		IN	NI	NP	RR
7.0	Service Entrance Conductors	•			
7.1	Service and Grounding Equipment, Main Overcurrent Device, Main and Distribution Panels	•			
7.2	Branch Circuit Conductors, Overcurrent Devices and Compatability of their Amperage and Voltage	•			
7.3	Connected Devices and Fixtures (Observed from a representative number operation of ceiling fans, lighting fixtures, switches and receptacles located inside the house, garage, and on the dwelling's exterior walls)	•			
7.4	Polarity and Grounding of Receptacles within 6 feet of interior plumbing fixtures, all receptacles in garage, carport and exterior walls of inspected structure	•			•
7.5	Operation of GFCI (Ground Fault Circuit Interrupters)	•			
7.6	Operation of AFCI (ARC Fault Circuit Interrupters)	•			
7.7	Location of Main and Distribution Panels	•			
7.8	Smoke Detectors		•		
7.9	Carbon Monoxide Detectors		•		

IN= Inspected, NI= Not Inspected, NP= Not Present, RR= Repair or Replace


IN NI NP RR

7.0 OG&E meter on far left.



7.0 Item 1(Picture)

7.4 There is an object lodged in this electrical receptacle. Recommend replacing receptacle.



7.4 Item 1(Picture)

7.7 Distribution panel is located in the garage on the N. wall.



7.7 Item 1(Picture)

7.8 The smoke detector should be tested at common hallway to bedrooms upon moving in to home.

The electrical system of the home was inspected and reported on with the above information. While the inspector makes every effort to find all areas of concern, some areas can go unnoticed. Outlets were not removed and the inspection was only visual. Any outlet not accessible (behind the refrigerator for example) was not inspected or accessible. Please be aware that the inspector has your best interest in mind. Any repair items mentioned in this report should be considered before purchase. It is recommended that qualified contractors be used in your further inspection or repair issues as it relates to the comments in this inspection report.

8. Heating / Central Air Conditioning

The home inspector shall observe permanently installed heating and cooling systems including: Heating equipment; Cooling Equipment that is central to home; Normal operating controls; Automatic safety controls; Chimneys, flues, and vents, where readily visible; Solid fuel heating devices; Heat distribution systems including fans, pumps, ducts and piping, with supports, insulation, air filters, registers, radiators, fan coil units, convectors; and the presence of an installed heat source in each room. The home inspector shall describe: Energy source; and Heating equipment and distribution type. The home inspector shall operate the systems using normal operating controls. The home inspector shall open readily openable access panels provided by the manufacturer or installer for routine homeowner maintenance. The home inspector is not required to: Operate heating systems when weather conditions or other circumstances may cause equipment damage; Operate automatic safety controls; Ignite or extinguish solid fuel fires; or Observe: The interior of flues; Fireplace insert flue connections; Humidifiers; Electronic air filters; or The uniformity or adequacy of heat supply to the various rooms.

Styles & Materials

Heat Type: Furnace	Energy Source: Gas	Number of Heat Systems (excluding wood): One
Heat System Brand: GOODMAN	Ductwork: Insulated	Filter Type: Disposable
Types of Fireplaces: Vented gas logs	Operable Fireplaces: One	Number of Woodstoves: None
Cooling Equipment Type: Air conditioner unit	Cooling Equipment Energy Source: Electricity	Number of AC Only Units: One
Central Air Brand: GOODMAN		

		IN	NI	NP	RR
8.0	Heating Equipment	•			
8.1	Normal Operating Controls	•			
8.2	Automatic Safety Controls	•			
8.3	Distribution Systems (including fans, pumps, ducts and piping, with supports, insulation, air filters, registers, radiators, fan coil units and convectors)	•			
8.4	Presence of Installed Heat Source in Each Room	•			
8.5	Chimneys, Flues and Vents (for fireplaces, gas water heaters or heat systems)	•			
8.6	Solid Fuel Heating Devices (Fireplaces, Woodstove)	•			
8.7	Gas/LP Firelogs and Fireplaces	•			
8.8	Cooling and Air Handler Equipment	•			•
8.9	Normal Operating Controls	•			
8.10	Presence of Installed Cooling Source in Each Room	•			

IN= Inspected, NI= Not Inspected, NP= Not Present, RR= Repair or Replace

IN NI NP RR

8.0 (1) Heating unit and air handler are in the attic.



8.0 Item 1(Picture)

8.0 (2) Serial number.



8.0 Item 2(Picture)

8.8 Condensing unit on the N. side of the house. Recommend re-insulating the suction line. There is a gate that is occluding access to unit. Recommend removing gate. Recommend removing the tree on the right side of this picture.



8.8 Item 1(Picture)

The heating and cooling system of this home was inspected and reported on with the above information. While the inspector makes every effort to find all areas of concern, some areas can go unnoticed. The inspection is not meant to be technically exhaustive. The inspection does not involve removal and inspection behind service door or dismantling that would otherwise reveal something only a licensed heat contractor would discover. Please be aware that the inspector has your best interest in mind. Any repair items mentioned in this report should be considered before purchase. It is recommended that qualified contractors be used in your further inspection or repair issues as it relates to the comments in this inspection report.

9. Insulation and Ventilation

The home inspector shall observe: Insulation and vapor retarders in unfinished spaces; Ventilation of attics and foundation areas; Kitchen, bathroom, and laundry venting systems; and the operation of any readily accessible attic ventilation fan, and, when temperature permits, the operation of any readily accessible thermostatic control. The home inspector shall describe: Insulation in unfinished spaces; and Absence of insulation in unfinished space at conditioned surfaces. The home inspector shall: Move insulation where readily visible evidence indicates the need to do so; and Move insulation where chimneys penetrate roofs, where plumbing drain/waste pipes penetrate floors, adjacent to earth filled stoops or porches, and at exterior doors. The home inspector is not required to report on: Concealed insulation and vapor retarders; or Venting equipment that is integral with household appliances.

Styles & Materials

Attic Insulation:

Blown
R-19 or better

Ventilation:

Ridge vents
Soffit Vents

Exhaust Fans:

None

Dryer Power Source:

220 Electric
Gas Connection
Both (your choice)

Dryer Vent:

Flexible Metal

Floor System Insulation:

NONE

		IN	NI	NP	RR
9.0	Insulation in Attic	•			
9.1	Insulation Under Floor System			•	
9.2	Vapor Retarders (in Crawlspace or basement)			•	
9.3	Ventilation of Attic and Foundation Areas		•		
9.4	Venting Systems (Kitchens, Baths and Laundry)		•		
9.5	Ventilation Fans and Thermostatic Controls in Attic			•	
		IN	NI	NP	RR

IN= Inspected, NI= Not Inspected, NP= Not Present, RR= Repair or Replace

The insulation and ventilation of the home was inspected and reported on with the above information. While the inspector makes every effort to find all areas of concern, some areas can go unnoticed. Venting of exhaust fans or clothes dryer cannot be fully inspected and bends or obstructions can occur without being accessible or visible (behind wall and ceiling coverings). Only insulation that is visible was inspected. Please be aware that the inspector has your best interest in mind. Any repair items mentioned in this report should be considered before purchase. It is recommended that qualified contractors be used in your further inspection or repair issues as it relates to the comments in this inspection report.

10. Built-In Kitchen Appliances

The home inspector shall observe and operate the basic functions of the following kitchen appliances: Permanently installed dishwasher, through its normal cycle; Range, cook top, and permanently installed oven; Trash compactor; Garbage disposal; Ventilation equipment or range hood; and Permanently installed microwave oven. The home inspector is not required to observe: Clocks, timers, self-cleaning oven function, or thermostats for calibration or automatic operation; Non built-in appliances; or Refrigeration units. The home inspector is not required to operate: Appliances in use; or Any appliance that is shut down or otherwise inoperable.

Styles & Materials

Dishwasher Brand:

WHIRLPOOL

Disposer Brand:

DISPOSALL

Exhaust/Range hood:

WHIRLPOOL

Range/Oven:

WHIRLPOOL

Built in Microwave:

WHIRLPOOL

Trash Compactors:

NONE

		IN	NI	NP	RR
10.0	Dishwasher	•			
10.1	Ranges/Ovens/Cooktops	•			
10.2	Range Hood (s)	•			
10.3	Trash Compactor			•	
10.4	Food Waste Disposer	•			
10.5	Microwave Cooking Equipment	•			

IN= Inspected, NI= Not Inspected, NP= Not Present, RR= Repair or Replace

IN NI NP RR

The built-in appliances of the home were inspected and reported on with the above information. While the inspector makes every effort to find all areas of concern, some areas can go unnoticed. Please be aware that the inspector has your best interest in mind. Any repair items mentioned in this report should be considered before purchase. It is recommended that qualified contractors be used in your further inspection or repair issues as it relates to the comments in this inspection report.



INVOICE

Timber and Stone Home Inspection
18856 Pagoda Ct.
Edmond, OK. 73012
(405) 708-9464
Inspected By: Dustin Noel Lic. #1709

Inspection Date: 8/1/2017
Report ID: 8-1-2017-1

Customer Info:	Inspection Property:
Mr. Joe Smith 123 Main St. Edmond Oklahoma 73012	123 Main St. Edmond Oklahoma 73012
Customer's Real Estate Professional: John Doe	

Inspection Fee:

Service	Price	Amount	Sub-Total
Heated Sq Ft 2,001 - 2,500	350.00	1	350.00
Inspection Discount	-25.00	1	-25.00
			Tax \$0.00
			Total Price \$325.00

Payment Method: Credit Card
Payment Status: Paid At Time Of Inspection
Note: