



Athlete Nominators Guidance

For Teachers & Coaches nominating athletes for
County Under-15/Under-13 Player Development Programmes 2022-23

Thank You

Thank you for taking the time to read this document.

These guidelines provide information to assist you when making decisions for nominating athletes for County Under-15 and Under-13 Player Development Programme Screening.

Ultimately, we want the County Player Development programme's screening environment to be a positive experience for all athletes where they feel that they are able to compete favorably with other talented athletes. Those attending will always feel nervous but we do not want them to feel out of their depth or over anxious.



England Netball Player Pathway aims to provide a countrywide network of accessible pathway programmes that are aligned to future Roses success and are able to provide high quality experiences and support that will enable all athletes to achieve their potential.

The purpose of the Player Pathway is:

To provide opportunities for players of the highest potential to learn, develop and progress into senior domestic and international netball or a future in netball

To support athletes to develop within an optimal environment for their age and stage encouraging their retention in sport



To help us achieve this vision we are developing a high-quality scouting and selection workforce that begins at grassroots with the Athlete Nominators

These guidelines have been produced to assist you in your role as an Athlete Nominator:

- To understand the County Under-15 and Under-13 Player Development Programme & the VNSL Team's Player Pathway Programmes
- To understand the role of the Athlete Nominator and understand the challenges you may face
- To understand the key qualities/characteristics of a talented netballer & recognize effective play and common errors
- To understand the advantages of using a game sense approach to assist in the identification of talented athletes
- To identify key contacts within your county where you can gain additional information



The Role of an Athlete Nominator

- To identify and nominate appropriate athletes at U13 & U15 age for the County Player Development programme(s) based on the information and guidance within this document
- To keep all information regarding individual athletes confidential
- To give athletes guidance on what to expect during the screening process
- To ensure that athletes/parents/carers are fully aware of the commitment required if athletes are successful
- To support unsuccessful athletes by remaining positive & working with them to develop areas that have been identified during the screening process. (Athletes are entitled to ask for feedback)



For details of the Athlete Nominator Pathway & how you can become a Athlete Identifier please contact your County Player Development Lead

FAMILIARITY – An athlete that you see regularly in club/school environment – always works hard

TALENTED School/Club team

Look at the key criteria. Are you able to match their performance with the majority of the attributes identified?

BEST player in your school/club

If you nominate an athlete just for experience – will the experience be a beneficial one? Will they be able to compete favourably with the other athletes? How will they feel if they can't



CHALLENGE

ENVIRONMENT – have you only seen the athlete in match play?

PRESSURE from Parents/Carers/Other players

Be honest & refer them to the key criteria

Does she have a Growth Mindset? How does she respond to coaching? An **academy** athlete needs more than just talent.

Athlete Nominators preparing the athlete for screening

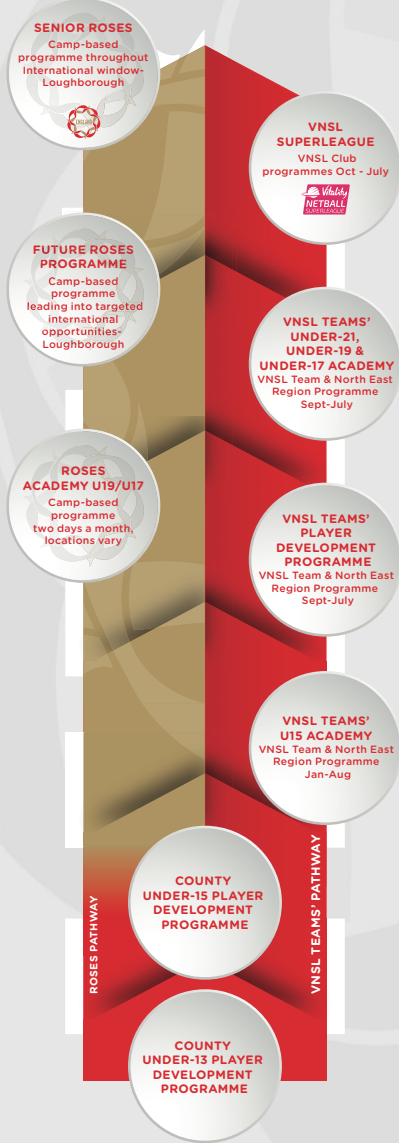
Each county will organise their screening events in line with local requirements and using the guidelines in the Selection Policy

Athletes may:

- Be given a number for identification purpose
- Take part in a warm up & cool down
- Need to provide a Size 5 netball
- Participate in Game Sense activities
- Work on a skill that is developed
- Take part in match play
- Be given a date & location for the results
- Be given information regarding requests for individual feedback



The England Netball Player Pathway



Player Pathway

- The England Netball Player Pathway is the England Netball process for developing athletes with the attributes to attain excellence.
- The grass roots of this pathway are the Under-13 and Under-15 County Player Development Programmes, which in turn feed into the VNSL Team's Pathway and ultimately into the National Performance programme.
- YOU will usually be nominating athletes for the County Under-13 and Under-15 Player Development Programmes

Understanding County Player Development Programmes (PDP)

What is it that you are nominating athletes for?

The Purpose of U13/U15 County PDP:

To identify, educate and develop talented athletes and support their progress to the next level of the Player Pathway

Player Development Programmes have a Player Centered approach

The emphasis is on athletes learning how to train with decision making being a pivotal element, alongside developing resilience and skills required to play netball.

More information regarding the County Player Development Programmes can be obtained by contacting your County Player Development Lead

What's involved for the players?

What are the expectations?

Full commitment to the programme including:

- Regular attendance
- Home training – training outside player development programme sessions
- Taking responsibility for own development
- Effective time management
- Willingness to listen, learn and adapt their game
- Being a member of a netball club

Identifying a Talented Under-13/Under-15 Athlete

Use the information on the following 4 slides to create a profile of the athlete that you intend to nominate

CREATE A
PROFILE OF
THE ATHLETE

Generic
Skills



Game
Sense

Growth
Mindset

Understanding & Application
of Positional Responsibilities

What are we looking for?

- Generic skills
- Evidence of game sense
- An understanding and application of the positional responsibilities
- A Growth Mindset
- At Under-15 the majority of the qualities identified should be evident
- At Under-13 some of the skills may still need to be developed

Identifying a Talented Under-13/Under-15 Athlete

Generic Skills & Evidence of Game Sense

- Use of space/width/depth
- Aware of others - can clear when appropriate
- Dictate space
- Quick transition

- High One handed release - accurate pass
- Keeping possession

Athletes may not necessarily show all of these qualities

- Movement skills - sprint/change of direction/pace/ability to move in multi directions/body angle
- Balanced footwork
- Able to turn fully
- Ability to go & go again - re-offer

- Able to apply some defensive pressure by using stage 1 & 2. Possibly some evidence of stage 3.
- Able to win possession of the ball

Understanding and Application Of Positional - Roles & Responsibilities

Under 13s Should be aspiring to hit criteria in all areas.

Under 15s should be hitting criteria in Ball Handling & Transition Areas and aspiring to hit criteria in Effectiveness in Position area.

GS	Movement and Ball Handling	<ul style="list-style-type: none"> Change direction & change of pace. Lands balanced, turns to goal May be inconsistent in delivering correct pass accurately. Sound catching technique. 	Effectiveness in Position	<ul style="list-style-type: none"> Confident from a range of distances. Aiming for $\geq 80\%$. Is generally available when CC hit the circle edge. 	Transition	<ul style="list-style-type: none"> Dictates to opponent to limit her availability through the court.
GA		<ul style="list-style-type: none"> Change direction & change of pace. Lands balanced, turns to goal May be inconsistent in delivering correct pass accurately. Sound catching technique 		<ul style="list-style-type: none"> Confident from a range of distances. Aiming for $\geq 80\%$. Is generally available when CC hit the circle edge. Is generally available 1st phase on Centre Pass when required. 		<ul style="list-style-type: none"> Dictates to opponent to limit her availability through the court.
WA		<ul style="list-style-type: none"> Change direction & change of pace. Lands balanced, turns to goal May be inconsistent in delivering correct pass accurately. Sound catching technique 		<ul style="list-style-type: none"> Is generally available 1st phase on Centre Pass when required. Accurate feed and can keep possession. Generally available on circle edge. 		<ul style="list-style-type: none"> Dictates to opponent to limit her availability through the court and may take interceptions.
C		<ul style="list-style-type: none"> Change direction & change of pace. Lands balanced, turns to goal May be inconsistent in delivering correct pass accurately. Sound catching technique 		<ul style="list-style-type: none"> Deliver Centre pass. Links and connects both attack defence. Accurate feed and possession. Generally available on circle edge. 		<ul style="list-style-type: none"> Shows signs of working effectively with the WD for effective 2 on 1 at the centre pass.
WD		<ul style="list-style-type: none"> Change direction & change of pace. Lands balanced, turns to goal May be inconsistent in delivering correct pass accurately. Sound catching technique 		<ul style="list-style-type: none"> Puts pressure on receipt of WA on 1st phase of Centre pass. Dictates WA movement in the attacking third and puts pressure on feeds. Takes interceptions off opponent. 		<ul style="list-style-type: none"> Transitions from defence to attack providing option for the initial turnover
GD		<ul style="list-style-type: none"> Change direction & change of pace. Lands balanced, turns to goal May be inconsistent in delivering correct pass accurately. Sound catching technique 		<ul style="list-style-type: none"> Puts pressure on receipt of GA on 1st phase of Centre pass. Limits shot volume. Takes interceptions off opponent. Challenges for rebounds 		<ul style="list-style-type: none"> Transitions from defence to attack providing option for the initial turnover.
GK		<ul style="list-style-type: none"> Change direction & change of pace. Lands balanced, turns to goal May be inconsistent in delivering correct pass accurately. Sound catching technique 		<ul style="list-style-type: none"> Dictates & restricts GS movement. Limits shot volume. Takes interceptions off opponent. Challenges for rebounds 		<ul style="list-style-type: none"> Transitions from defence to attack providing option 1st phase. Delivery of the back line pass with success.

Understanding and Application Of Positional Roles & Responsibilities

Athletes may not necessarily show all of these qualities

Observation Nudges

GK

Regaining possession
Volume of shots

WA

Variety of passes
Effectively getting free - where centre
pass is received

GD

Regaining possession
Volume of shots

GA

Volume and accuracy recorded

WD

Positioning of WA when feeding
Regaining possession

GS

Volume and accuracy recorded

C

Variety of passes
Effectively getting free

Essential Positional Criteria that Selectors are looking for


GS: Prepared to shoot & accurate shot
Available in a 1:1 situation
Able to deliver an accurate pass
Volume & accuracy recorded



GA: Prepared to shoot & accurate shot
Available in attacking circle & in the attacking third
Able to deliver an accurate pass
Volume & accuracy recorded



C: Deliver a Centre pass
Link between an attack and defence
Maintain possession and able to deliver an accurate pass to shot
Variety of passes
Effectively getting free




WD: Effective defending at a Centre Pass
Gain possession and win ball
Available and able to deliver an accurate pass
Positioning of WA when feeding
Regaining possession



WA: Available at a Centre Pass
Maintain possession and an accurate feed
Available at the circle edge
Variety of passes
Effectively getting free-where centre passes are received

GD: Dictate movement of GA
Gain possession / win ball
Available and able to deliver an accurate pass
Regaining possession
Volume of shots



GK: Dictate availability of GS
Gain possession / win ball
Available and able to deliver an accurate pass
Regaining possession
Volume of shots

What position/s does the athlete that you are nominating play?
Check the criteria in the bubble – does she have these qualities?

The importance of a growth mindset for a performance athlete

Does the athlete that you intend to nominate have a Growth Mindset?

I have a Growth Mindset

I am willing to listen

I understand the importance of playing for the club

I am determined to improve

I am motivated & want to succeed

I play other sports

I want to learn to train

I can learn from failure



Effective Play & Common Errors

Effective Play:

- Movement into appropriate space
- Recognising when to clear/interchange – not asking for every other ball
- Attacking the circle edge to feed shooters
- Ability to track opponent & see ball
- Determination to regain possession of the ball
- Appropriate release point

Common Errors:

- Following the ball – not aware of others
- Turning back on ball - not adjusting body angle
- Asking for the ball when defended - unaware that they are defended
- Not adapting to defender – doing the same thing
- Head goes down when loses possession of ball
- Do they keep passing to the same player/friends

Developing game sense activities/practices to help identify talented athletes

- What do you want to see?
- Do you need to extend/adapt/modify the activity?
- What does the player do naturally?
- Does the athlete understand the concept?
- Drip feed & overload – how does the athlete react?
- Does the athlete's performance change?

What attributes do you think that you might see during these activities/practices that might confirm your decision to nominate?



- To assist in your identification of talented Under-13 and Under-15 athletes, it would be beneficial to watch this video clip - <https://www.youtube.com/watch?v=Mh3iPQF8KAM>
- This video link shows Athletes competing in the Under-15 School Games National Finals 2021. These players will be at VNSL Teams' Academy level representing their franchise.

WHAT'S NEXT?

Practice applying the selection criteria during school/club activities

Use Game Sense Activities

Learn to recognise Effective Play & Common Errors

Practise Observation Skills – watch online clips/footage

Attend Workshops in order to up skill

Attend County Under-13 and Under-15 Player Development Programme Sessions

Liaise with County Development Lead

THANK YOU

Special thanks to Chris Laundry, Linda Gaine, Maggie Jackson, Sue Collins and Tracey Stimson for support and outstanding contribution to this guidance.